



How to scale up a method from low throughput to high throughput for the quantification of 16 nucleosides? Lesson from experience.

Quentin Vandoolaeghe, Valérie Bouchart, Isabelle Vaudorne, Raphaël Delépée

► To cite this version:

Quentin Vandoolaeghe, Valérie Bouchart, Isabelle Vaudorne, Raphaël Delépée. How to scale up a method from low throughput to high throughput for the quantification of 16 nucleosides? Lesson from experience.. Congrès ANALYTICS 2022, Sep 2022, Nantes, France. hal-03846446

HAL Id: hal-03846446

<https://normandie-univ.hal.science/hal-03846446>

Submitted on 10 Nov 2022

HAL is a multi-disciplinary open access archive for the deposit and dissemination of scientific research documents, whether they are published or not. The documents may come from teaching and research institutions in France or abroad, or from public or private research centers.

L'archive ouverte pluridisciplinaire **HAL**, est destinée au dépôt et à la diffusion de documents scientifiques de niveau recherche, publiés ou non, émanant des établissements d'enseignement et de recherche français ou étrangers, des laboratoires publics ou privés.

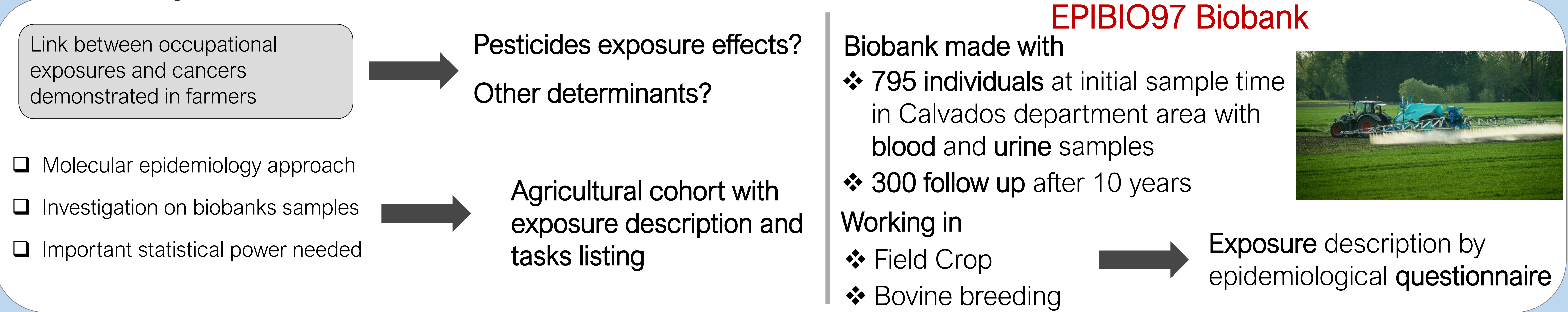
How to scale up a method from low throughput to high throughput for the quantification of 16 nucleosides? Lesson from experience.

Quentin Vandoolaeghe^{1,2,3}, Valérie Bouchart^{1,4,5}, Isabelle Vaudorne^{3,4}, Raphaël Delépée^{1,2,3,4}

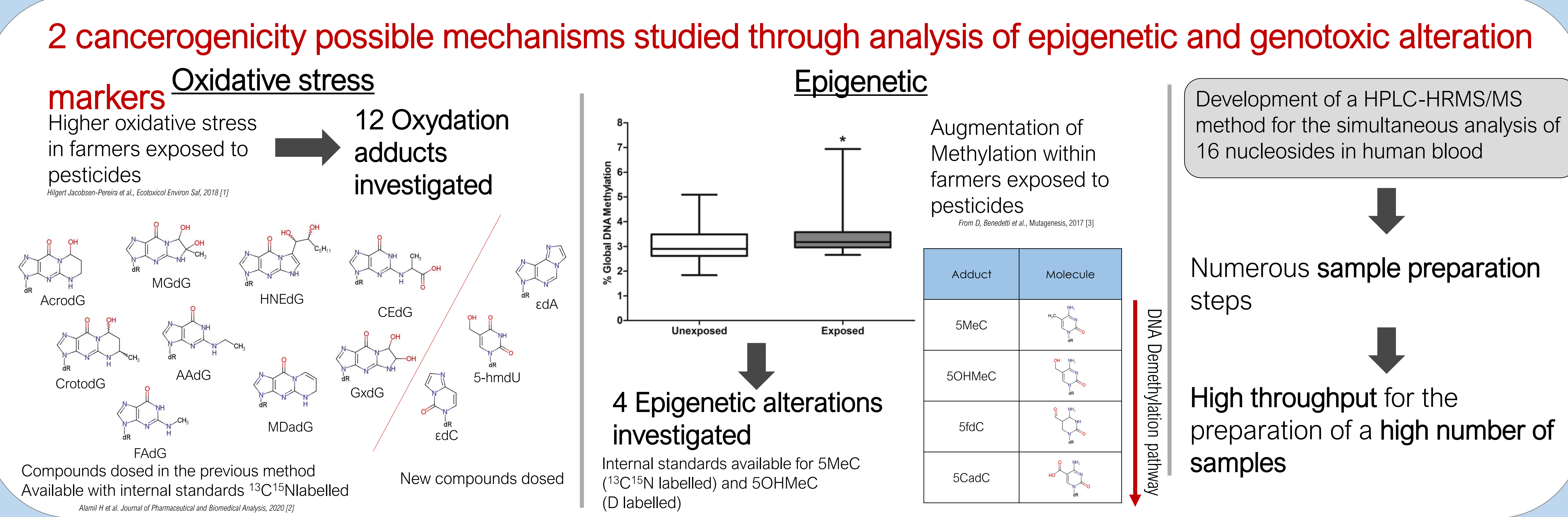
*quentin.vandoolaeghe@unicaen.fr

¹Institut National de la Santé et de la Recherche Médicale (INSERM), Unité Mixte de Recherche (UMR) 1086 ANTICIPE, Caen, France; ²Centre de Lutte Contre le Cancer François Baclesse, Caen, France; ³Université de Caen Normandie, Caen, France; ⁴PRISMM platform, UNICAEN, CLCC François Baclesse, Caen, France; ⁵LABÉO, Pôle recherche développement et innovation, Caen, France

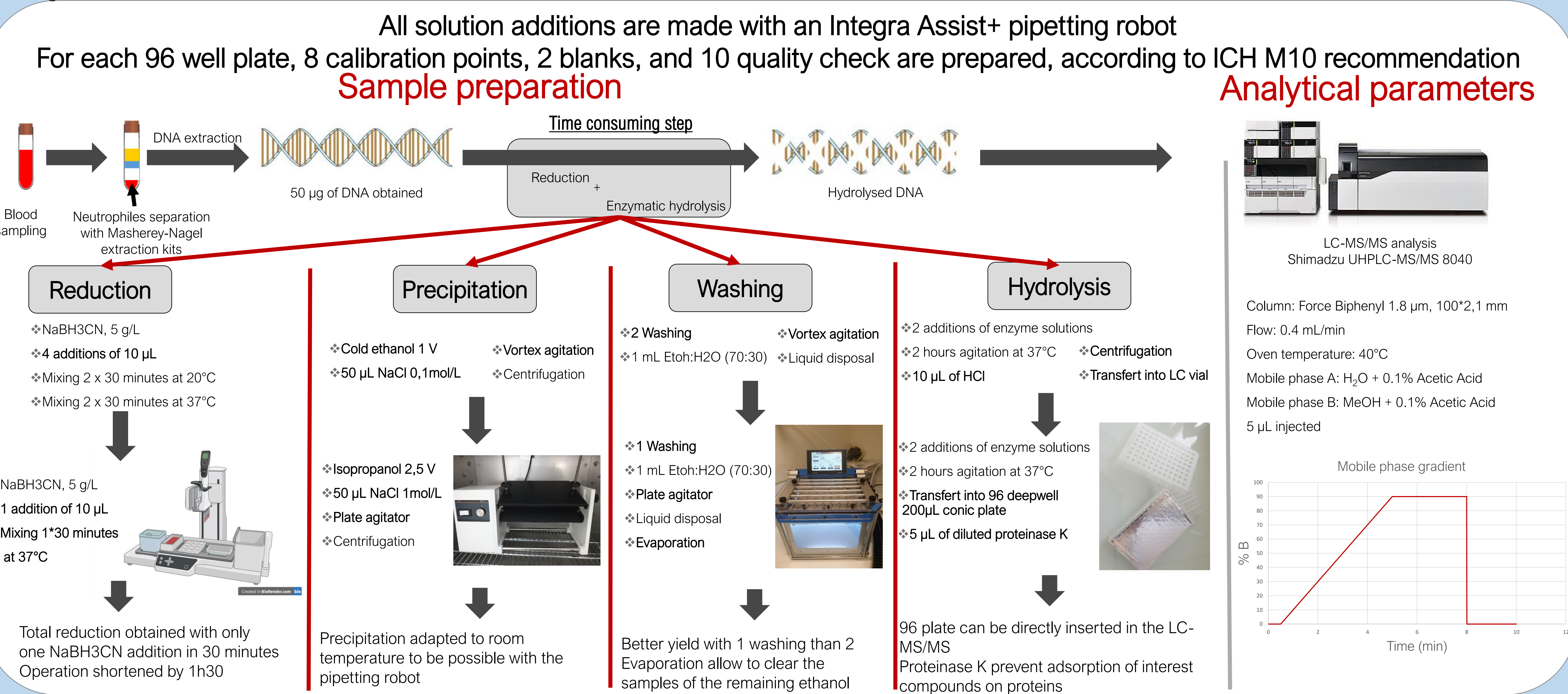
Context : Agriculture, pesticides and cancer



Plausible mechanism of cancerogenicity



Analytical method



Conclusion and current progression

- ❑ Optimisation for the preparation of 380 samples / week
 - ❑ Analysis of the 795 agricultural workers from the biobank
 - ❑ Association of DNA adduct profiles with occupational exposure to pesticides
 - ❑ Already more than 600 samples extracted
 - ❑ First analysis currently ongoing
- 1.Hilgert Jacobsen-Pereira C, dos Santos CR, Troina Maraslis F, Pimentel L, Feijó AJL, Iomara Silva C, et al. Markers of genotoxicity and oxidative stress in farmers exposed to pesticides. Ecotoxicology and Environmental Safety. 2018 Feb;148:177–83.
- 2.Alamil H, Lechevrel M, Lagadu S, Galanti L, Dagher Z, Delépée R. A validated UHPLC-MS/MS method for simultaneous quantification of 9 exocyclic DNA adducts induced by 8 aldehydes. Journal of Pharmaceutical and Biomedical Analysis. 2020 Feb;179:113007
- 3.Benedetti D, Lopes Alderete B, de Souza CT, Ferraz Dias J, Niekaszewicz L, Cappetta M, et al. DNA damage and epigenetic alteration in soybean farmers exposed to complex mixture of pesticides. Mutagenesis. 2018 Feb 24;33(1):87–95.