



HAL
open science

Effects of material composition and face block exposure on the long-term (2014-2018) colonisation of an intertidal RECIF Artificial Reef in the Bay of Seine

Jean-Claude Dauvin, Maël Deloor, Jean-Philippe Pezy, Aurore Raoux, Pascal Claquin, A Foveau

► **To cite this version:**

Jean-Claude Dauvin, Maël Deloor, Jean-Philippe Pezy, Aurore Raoux, Pascal Claquin, et al.. Effects of material composition and face block exposure on the long-term (2014-2018) colonisation of an intertidal RECIF Artificial Reef in the Bay of Seine. IOP Conference Series: Materials Science and Engineering, 1245 (1), pp.012006, 2022, <10.1088/1757-899x/1245/1/012006>. <hal-03770392>

HAL Id: hal-03770392

<https://normandie-univ.hal.science/hal-03770392v1>

Submitted on 6 Sep 2022

HAL is a multi-disciplinary open access archive for the deposit and dissemination of scientific research documents, whether they are published or not. The documents may come from teaching and research institutions in France or abroad, or from public or private research centers.

L'archive ouverte pluridisciplinaire **HAL**, est destinée au dépôt et à la diffusion de documents scientifiques de niveau recherche, publiés ou non, émanant des établissements d'enseignement et de recherche français ou étrangers, des laboratoires publics ou privés.



HAL Authorization

PAPER • OPEN ACCESS

Effects of material composition and face block exposure on the long-term (2014-2018) colonisation of an intertidal RECIF Artificial Reef in the Bay of Seine

To cite this article: J C Dauvin *et al* 2022 *IOP Conf. Ser.: Mater. Sci. Eng.* **1245** 012006

View the [article online](#) for updates and enhancements.

You may also like

- [Capacity estimation of soil organic carbon pools in the intertidal zone of the Bohai Bay](#)
Mao Tian-Yu, Shi Ting-Ting and Li Ya-Juan
- [Survey of Macrobenthos on Multiple Lithofacies in the Intertidal Zone of Jimo in spring and autumn](#)
Tianhao Li and Zhixian Sun
- [Distribution patterns of redox potential in intertidal zone of Blanakan coast and their implication on the coastal ecosystem](#)
N D Takarina



The Electrochemical Society
Advancing solid state & electrochemical science & technology

242nd ECS Meeting

Oct 9 – 13, 2022 • Atlanta, GA, US

Early hotel & registration pricing ends September 12

Presenting more than 2,400 technical abstracts in 50 symposia

The meeting for industry & researchers in

BATTERIES
ENERGY TECHNOLOGY
SENSORS AND MORE!



Register now!



ECS Plenary Lecture featuring
M. Stanley Whittingham,
Binghamton University
Nobel Laureate –
2019 Nobel Prize in Chemistry



Effects of material composition and face block exposure on the long-term (2014-2018) colonisation of an intertidal RECIF Artificial Reef in the Bay of Seine

J C Dauvin¹, M Deloor^{1,2}, J P Pezy¹, A Raoux¹, P Claquin² and A Foveau³

¹ Normandie Univ., UNICAEN, CNRS UMR 6143 M2C, Laboratoire Morphodynamique Continentale et Côtière, UMR CNRS 6143 M2C, 24 rue des Tilleuls, F-14000 Caen, France;

² Normandie Univ., UNICAEN, UMR CNRS, BOREA, Biologie des ORganismes et Ecosystèmes Aquatiques (BOREA, UMR 8067), Sorbonne Université, Muséum National d'Histoire Naturelle, CNRS, Université Pierre et Marie Curie, Université de Caen Normandie, IRD 207, Université des Antilles, Centre de Recherches en Environnement Côtier (CREC)-Station Marine BP49, 54, rue du Docteur Charcot, F - 14530 Luc-sur-Mer, France

³ Ifremer, Laboratoire Environnement Ressources Bretagne Nord, 38 Rue du Port Blanc, F-35800 Dinard, France.

Abstract. An experimental artificial reef (AR) with the incorporation of crushed seashells of the queen scallop *Aequipecten opercularis* was initiated on the intertidal zone of the Bay of Seine in the framework of the INTERREG IVa RECIF project for a everyone year monitoring observations from March 2014 to April 2018. Three block types were operated: eco-friendly material with 20% or 40% of crushed queen scallop shells, and ordinary concrete made from natural aggregates. On the seven blocks analysed at the end of the experiment in 2018, 74 taxa including 32 sessile and 42 motile fauna have been accounted; no difference of taxonomic richness was observed between material and immersion time. The sessile fauna was identified for the six external faces of two blocks aged of four years: horizontal above face (FAB), horizontal below Face (FBE), face oriented offshore (FOF), face oriented inshore (FIN), vertical face oriented west (FEW) and vertical face oriented east (FEA). FBE showed higher taxonomic richness and abundance than the other block faces. FAB exposed to the light showed the lowest abundances. Our observations showed the efficiency of such AR on the intertidal zone accessible at each spring tide, which was easier to survey than in the subtidal zone, where divers must be mobilised to sample blocks.

1. Introduction

Artificial Reefs (ARs) have been used for decades around the world to create, protect or restore a rich and diverse ecosystem [1-5]. Furthermore, recent deployment on ARs were focused on community structure or composition of ARs, showing a shift from improving fisheries as a resource to marine ecosystem rehabilitation and marine structure increasing the biodiversity [4, 6-8].

One of the scientific goals regarding ARs are to identify the species colonizing a reef, i.e. the biodiversity, the temporal succession of species after its deployment and the growth of existing species [1, 9-10]. Many motile taxa were associated with the sessile fouling organism, which increases the attractiveness of such ARs for predators [11]. Nevertheless, most of the monitoring's of ARs considered only the species composition and succession of main groups of macroalgae or macrofauna, mainly sessile organisms, and during a short period frequently one year [7, 12-13]. Only few ARs were surveyed during a long-term period (> 3 years) [7, 14-15].



Nowadays, the use of shells derived from oyster culture or king scallop fisheries, which were considered as waste, was also a request of sustainable development in material construction of ARs [16]. In this perspective, the 2013-2015 RECIF project proposed the incorporation of crushed seashells of the queen scallop *Aequipecten opercularis* (Linnaeus, 1758) into the substrate of concrete blocks as an innovative building materials development for ARs [16]. In this project, an experimental structure was initiated in March 2014 on the intertidal zone of the Bay of Seine (eastern part of the English Channel) [9-10, 17]. The short-term colonisation during the first year of monitoring until February 2015 was described in [9]. At the end of the one-year experiment (2014-2015), it was chosen to extend the monitoring every year until April 2018, for a four-year temporal monitoring of the colonisation and succession of such innovative intertidal ARs in the English Channel [18].

The objectives of this paper are: 1) to provide the inventory of sessile and motile invertebrates found in April 2018 four years after the beginning of the monitoring; and 2) to identify the effect of the material composition of the motile and sessile fauna on block colonization efficiency, and 3) to identify the colonisation pattern of the sessile fauna on the six external faces of the blocks according to their position and their location on the oyster tables.

2. Materials and Methods

2.1. Experiment site and design of blocks

At the beginning of the experiment (19-20 March 2014), 75 blocks (20 x 20 x 40 cm) were deployed on eight oyster culture tables on the intertidal zone of Luc-sur-Mer (49°19'15"N-0°20'55"W) [9-10, 17] (Figure 1). At high tide, the water depth is 6.5 m and the concrete blocks were emerged about 44% of the time [9].

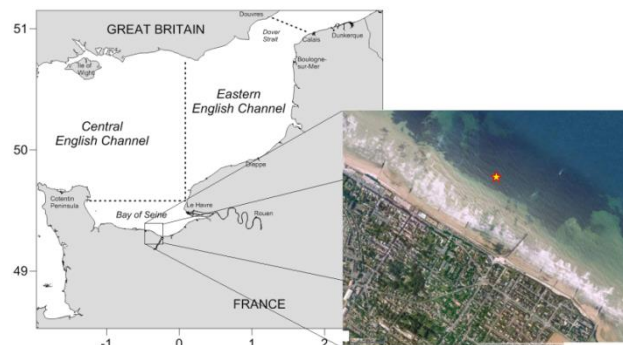


Figure 1. Location of the site at Luc-sur-Mer (Calvados coast, southern part of the Bay of Seine) [9].

Three types of block have been studied: 60 blocks of eco-friendly material for each with 40% (30 blocks) and 20% (30 blocks) of crushed queen scallop *Aequipecten opercularis* (L., 1758) shells and, and 15 blocks of ordinary concrete made from natural aggregates [15]. Then in a view to a yearly temporal monitoring, the blocks were collected once a year until April 2018. On the seven blocks collected in 2018 (Figure 2), one corresponded to ordinary concrete, two with 20% and four with 40 % of crushed queen scallop shells. Two blocks had resided at sea during four years, one during three years, two during two years and the two last blocks only during one year.



Figure 2. Blocks on oyster tables at the end of the experiment in April 2018.

2.2. Laboratory analyses of the blocks

The sessile and motile fauna were examined in the laboratory with two distinguished protocols. The sessile fauna was observed under a binocular microscope. Sub-sampling was carried out over scraping unit areas delimited by a mask for each of the six external faces: horizontal above face (FAB), horizontal below Face (FBE), face oriented offshore (FOF), face oriented inshore (FIN), vertical face oriented west (FWE) and vertical face oriented east (FEA) of each block (Figure 3). This process was used for the two four years blocks sampled in April 2018, i.e. natural and 20% of crushed queen scallop shells.

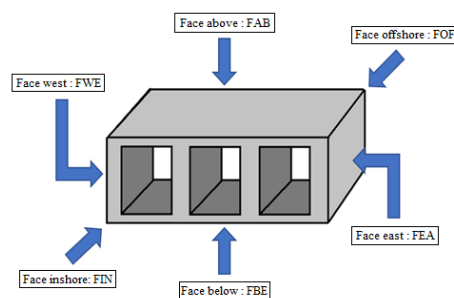


Figure 3. Designations of the six faces of the experimental blocks.

On horizontal above face (FAB) and below (FBE): $8 \times 0.0025 \text{ m}^2$ for a total of 0.02 m^2 corresponding to $1/4$ of the total surface of each horizontal face had been analysed. For the vertical faces oriented respectively to the east (FEA) and the west (FEW): $4 \times 0.0025 \text{ m}^2$ for a total surface of 0.01 m^2 , corresponding to $1/4$ of the total surface of each vertical face were analysed. On the two vertical faces (not full) oriented offshore (FOF) and inshore (FIN): $2 \times 0.003 \text{ m}^2$ and $1 \times 0.004 \text{ cm}^2$ corresponding to $1/3$ of the total surface of each vertical face had been analysed.

Moreover, each face was photographed in its entirety as well as each sub-sample. Countable organisms (barnacles, mussels, some solitary ascidians) had been considered for quantitative analyses. For each face, an inventory of all present taxa was carried out, as well as counted where it was possible. All organisms were stored in ethanol 96° .

After having placed the blocks in bowls in anoxic conditions at least 24h, the seawater used to keep the fauna alive during the laboratory observations was then filtered on a 0.5-mm mesh sieve to collect the motile fauna. The retained material was fixed with 96% alcohol, and then it was identified to the more precise level of taxonomy and count as motile fauna living associated with the blocks. For polychaetes and nemertean, only the head of the individuals were counted.

All the abundances of sessile and motile organisms had been normalized to 0.6 m^2 .

2.3. Statistical analyses

To test the differences of colonisation between block faces, taxonomic richness (TR) and total abundances (0.6 m²) for the sessile and motile, and all taxa combined were compared by ANOVAs. For the sessile fauna, the comparison was based on block faces (FAB, FBE, FOF, FEW, FIN, and FEA). For motile fauna, only the total fauna (taxonomic richness and abundances) between blocks have been tested. The null hypotheses H_0 stated that there was no effect of a factor or no effect of an interaction between factors on any of the variables. The alternative assumptions H_1 stated that there were effects of the date, or the faces. A post-hoc test (Tukey) was performed if the H_0 null hypothesis was rejected in favour of the H_1 hypothesis. The normality and homogeneity of the variances in the distribution of the data or residuals were tested with a Shapiro test and Bartlett tests, respectively. When one of these conditions was not met, a non-parametric Scheirer-Ray-Hare test was applied instead of the ANOVA, followed by a post-hoc Dunn test.

3. Results

3.1. Composition of the fauna in 2018

Within the seven blocks analysed in 2018, the sessile fauna accounted 32 taxa while the motile fauna accounted 42 taxa for a total of 74 taxa. Among the sessile fauna, the most diversified groups were the polychaetes, ascidians, demosponges, and cnidarians mainly belonging to the group of hydrozoans (Table 1). However, in terms of abundance, the most numerous countable sessile species were the crustacean barnacle *Balanus crenatus*, *Perforatus perforatus*, the bivalve *Mytilus edulis*, the ascidia *Perophora japonica*, *Corella eumyota* and *Molgula* spp. as well as the polychaetes *Spirobranchus* (Table 1). Among the non-countable sessile species, the hydrozoans *Kirchenpaueria pinnata*, *Dynamena pumila* and *Obelia longissima* as well as the sponges *Halichondria panicea* and *Hymeniacion* sp. were presented in all the faces of the blocks and covered in some cases the totality of a face. Among the motile fauna, polychaetes remained the most diversified group, followed by malacostraca (mainly amphipods, decapods and isopods). There were few differences between the TR of the two kinds of blocks (Table 1). The most abundant motile taxa were the Nematoda, the polychaete Nereidae and Phyllodocidae *Eulalia*, and the tanaid *Zeuxo holdichi* (Table 1).

The total number of taxa per blocks varied from 31 for the four year block with natural aggregates and 44 for a one year block with 40% of crushed queen scallop shells (Table 1). The number of sessile taxa was on the same order of magnitude on the seven blocks: i.e. from 16 to 19 without significant differences between years ($p=0.343$), while the number of motile taxa varied strongly from 16 to 29 but without significant difference ($p=0.352$). It was notable that the number of taxa of the four years blocks was among the lowest values (Table 1). The number of taxa on the seven blocks analysed in 2018 showed no significant differences between blocks ($p=0.819$ for sessile taxa and $p=0.304$ for motile taxa)

In summary, there were no significant differences on temporal and nature of aggregates patterns. The colonisation was fast in one year. Then low changes on sessile taxa number were observed while those of motile taxa varied highly from one block to another without link to the immersion time (Table 1).

3.2. Colonisation pattern according to the faces of the blocks

The figure 4A showed the number of sessile taxa found on each face of both 4 year blocks. The number of taxa varied from a minimum of two to a maximum of 12; but there were no significant differences between faces ($p=0.249$).

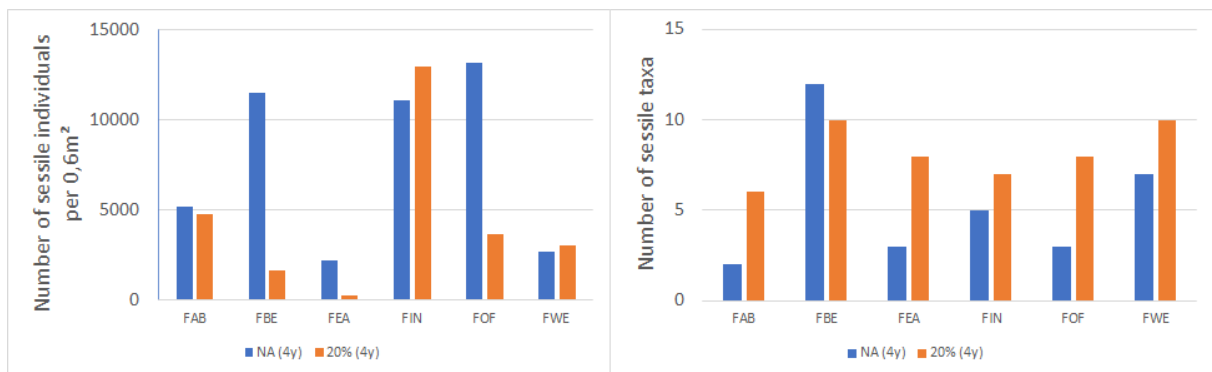


Figure 4. Number of individuals (left) and number of taxa (right) of sessile taxa accounted in the six faces of the two 4 year blocks (NA: Natural aggregate and 20%: 20% of crushed queen scallops). FIN: face oriented inshore; FOF: face oriented offshore, FBE: horizontal below Face; FAB: horizontal above face; FWE vertical face oriented west (FEW) and FEA: vertical face oriented east.

The figure 4B showed the abundance per 0.6 m² of sessile and motile fauna in the six faces of the two 4 year blocks. The western and eastern faces showed low abundances while the face oriented inshore and offshore showed high abundances in the same order of magnitude than of the below face. The horizontal above face showed intermediate numbers of individuals between maximal and minimal values; but there were no significant differences between faces ($p=0.235$).

The figure 5 illustrated the difference of colonisations of two main faces the above and the below faces for both 4-year blocks with the presence of algae on the above faces while the below faces were mostly colonised by sessile taxa.

4. Discussion

Analyses of the short-term colonization (2014-2015) showed temporal difference in species abundance with a succession of macroalgae and macrofauna colonizers along the first year of the experiment, but there were no difference in colonization according to the block composition [10]. Moreover, during the first year of the experiment, the main colonizing organisms were barnacles, hydrozoans, tunicates, mussels and sessile annelids with a biological succession over time: a first assemblage mainly dominated by barnacles then a richer assemblage with the dominance of ascidians [10]. Our monitoring confirmed the permanence and dominance of the barnacles mainly the species *Balanus crenatus* and *Perforatus perforatus*, the mussel *Mytilus edulis*, the Polychaeta *Spirobranchus*, and the ascidian - among them *Corella euryota* and *Perophora japonica* were Non-Indigenous Species in Normandy. Among the motile fauna, the blocks were colonized by small species such as Nematoda, the polychaeta Nereidae, Cirratulidae, Syllidae, *Eulalia* spp., and crustacean such as the isopod *Dynamene bidentata*, *Gnathia* spp., the amphipod *Monocorophium* and the tanaid *Zeuxo holdichi*. This tanaid was very abundant during the first year of the experiment with several thousands of individuals collected and until 2,500 ind.m⁻² in 2015 [10]. The species could be classified as pioneer and invasive species, with dramatically decreased along the time on artificial structures. The reason for the high abundances in the first stage of block colonisation at this location remained enigmatic.




Figure 5. Photos of the four year block. On left 20% crushed queen scallop and on right Natural aggregates. Above FAB: horizontal above face and below FBE: horizontal below Face.

During the first year of immersion, the main environmental factors controlling settlement, colonization and competition between species were : speed of tidal currents, wind force and direction, sunshine hours and rainfall during emergence with species settled preferentially on certain faces according to environmental parameters (light, hydrodynamics) and larval behaviour [10, 17]. A significant taxonomic colonisation was observed mainly on the above and below faces of the blocks. It was clear that the light, the desiccation of the exposed above face of the block and the protection of the below faces on the block played an important role in the colonisation of the blocks, which is amplified in our intertidal experiment with the alternation of immersion and emersion phase.

Our four years experiment showed that the colonisation of such blocks deployed on oyster table on the intertidal zone of the Bay of Seine was very fast; in one year the taxonomic richness underpasses 40 and remained stable along the time. Butler and Connolly (1995) [19] surveyed long term dynamics of sessile fauna, in the Spencer Gulf, South Australia, during six years after initial immersion of piles and showed that the taxonomic composition were stable after three years of immersion. For a long-term (1981-2001) experiment, Nicoletti et al. (2007) [14] identified five phases of colonisation for ARs deployed in the mid Tyrrhenian Sea, Italy, from pioneer species during the first months of immersion to Bryozoans bioconstruction dominance at the end of the experiment, and with phase of dominance, regression and absence of the mussel *Mytilus galloprovincialis*. Recently, Taormina et al. (2020) [20] had monitored epibenthic colonization of artificial structure in the subtidal North-Brittany (France) coast using image-based underwater monitorings and showed a mature stage in four years.

Finally, our experiment showed the efficiency of such AR on the intertidal zone accessible at each spring tide, which was easier to survey than in the subtidal zone, where divers must be mobilised to sample blocks, and can be easily deployed to test for example different aggregates used in the ARs construction and design.

Acknowledgements

This work was supported by the collaborative projects RECIF and MARINEFF selected under the European Cross-border Programme INTERREG FMA cooperation between France and the United Kingdom in adjacent regions around the English Channel, and co-funded by the ERDF. It forms part of the REGENI (Réalisation d'un Guide des Espèces Non-Indigènes) and ENBIMANOR (ENrichissement de la Biodiversité MARine en NORmandie) projects financed by the AESN (Agence de l'Eau Seine Normandie). The authors wish to thank the co-financiers and all project partners for their support.

References

- [1] Jensen A, Collins KJ, and Lockwood APM, editors. 2000, Artificial reefs in European seas. Springer Science and Business Media, B. V. Dordrecht. Boston: *Kluwer Academic Publishers*.
- [2] Fabi G, Spagnolo A, Bellan-Santini D, Charbonnel E, Çiçek BA, Goutayer García JJ, Jensen AC, Kallianiotis A and Neves dos Santos M. 2011. Overview on artificial reefs in Europe. *Braz. J. Oceanogr.* **59**, 155-166.
- [3] Tessier A, Francour P, Charbonnel E, Dalias N, Bodilis P, Seaman W, and Lenfant P 2015, Assessment of French artificial reefs: due to limitations of research, trends may be misleading. *Hydrobiologia* **753**, 1-29.
- [4] Lee MO, Otakeb S and Kima JK 2018, Transition of artificial reefs (ARs) research and its prospects *Ocean Coast. Manag.* **154**, 55-65.
- [5] Vivier B, Dauvin JC, Navon M, Rusig AM, Mussio I, Orvain F, and Claquin P 2021, Marine artificial reefs in the world, a literature analysis of their designs, objectives and effectiveness. *Global Ecol. Distr.* **27**, e01538.
- [6] Pickering H, Whitmarsh D, and Jensen A 1999, Artificial reefs as a tool to aid rehabilitation of coastal ecosystems: Investigating the potential. *Mar. Poll. Bull.* **37**, 505-514.
- [7] Perkol-Finkel S, and Benayahu Y 2005, Recruitment of benthic organisms onto a planned artificial reef: shifts in community structure one decade post-deployment. *Mar. Env. Res.* **59**, 79-99.
- [8] Perkol-Finkel S, Shashar N, and Benayahu Y 2006, Can artificial reefs mimic natural reef communities? The roles of structural features and age. *Mar. Env. Res.* **61**, 121-135.
- [9] Foveau A, Dauvin JC, Rusig AM, Mussio I, and Claquin P 2015, Colonisation à court terme par le benthos sur un éco-récif artificiel. In: Boutouil M, Leboulanger S, editors. Proceedings of the RECIF Congress on artificial reefs: from materials to ecosystems. ESITC Caen, France, ISBN 978626955176646065, p 119-126.
- [10] Dauvin JC and Foveau A 2019, One-year colonisation by zoobenthic species on an ecofriendly artificial reef in the English Channel intertidal zone. In: Komatsu T, Ceccaldi HJ, Yoshida J, Prouzet P, and Henocque Y (eds) *Oceanography Challenges to Future Earth*, Springer. p 285-294.
- [11] Moreau S, Péroni C, Pitt KA, Connolly RM, Lee SY, and Méziane T 2008, Opportunistic predation by small fish on epibiota of jetty pilings in urban waterways. *J. Fish Biol.* **72**, 205-217.
- [12] Brown CJ. 2005. Epifaunal colonization of the Loch Linnhe artificial reef: influence of substratum on epifaunal assemblage structure. *Biofouling* **21**: 73-85.
- [13] Boaventura D, Moura A, Leitao F, Carvalho S, Curdia J, Pereira P, Cancela da Fonseca L, Neves dos Santos M and Costa Monteiro C 2006, Macrobenthic colonisation of artificial reefs on the southern coast of Portugal (Ancao, Algarve). *Hydrobiologia* **555**, 335-343.
- [14] Nicoletti L, Marzialetti S, Paganelli D, and Ardizzone GD 2007, Long-term changes in a benthic assemblage associated with artificial reefs. *Hydrobiologia* **580**, 233-240.
- [15] Carvalho S, Moura A, Cúrdia J, Cancela da Fonseca L, and Santos MN 2013, How complementary are epibenthic assemblages in artificial and nearby natural rocky reefs? *Mar. Environ. Res.* **92**, 170-177.
- [16] Cuadrado H, Boutouil M, Boudart B, Claquin P, and Leroy F 2016, Colonisation et détérioration des bétons incorporant des coquilles pour récifs artificiels. *Mat. Tech.* **104**, 1-11.
- [17] Claquin P, Leroy F, Rusig AM, Mussio I, Feunteun E, Foveau A, Dauvin JC, Gallon R, Le Brun JL, Lestarquit M, Orvain F, Martinez A, Desoche E, Napoléon C, Roussel D, and Boutouil M. 2015, Récif artificiel : mise en place d'un suivi de la colonisation à plusieurs échelles. In: Boutouil M, Leboulanger S, editors. Proceedings of the RECIF Congress on artificial reefs: from materials to ecosystems. ESITC Caen, France, ISBN 978626955176646065, p 119-126.

- [18] Dauvin JC, Deloor M., Pezy JP, Raoux A, Claquin P, and Foveau A submitted. Four years-temporal survey of an intertidal Artificial Reef in the English Channel. *Biofouling*
- [19] Butler AJ and Connolly RM 1996, Development and long term dynamics of a fouling assemblage of sessile marine invertebrates. *Biofouling* **9**, 187-209.
- [20] Taormina B., Percheron A., Marzloff M. P., Caisey X., Quillien N., Lejart M., Desroy N., Dugornay O., Tancray A., and Carlier A 2020, Succession in epibenthic communities on artificial reefs associated with marine renewable energy facilities within a tide-swept environment. *ICES J. Mar. Sci.*

Table 1. List of the taxa recorded in the seven blocks studied in April 2018. NA: natural aggregates, 20% and 40% aggregates with 20% or 40% of crushed queen scallop shells. Y: number of immersion year. Black case: presence of the taxon and number corresponding to the abundance per 0.6 m². * Non-Indigenous Species.

Motile fauna		40% (1y)	20% (1y)	40% (2y)	40% (2y)	40% (3y)	NA (4y)	20% (4y)
<i>Ammothella longipes</i>	Hodge, 1864						1	1
<i>Amphipholis squamata</i>	Delle Chiaje, 1828						-	2
<i>Arenicolides ecaudata</i>	Johnston, 1835						-	1
<i>Cancer pagurus</i>	Linnaeus, 1758						-	
<i>Carcinus maenas</i>	Linnaeus, 1758						-	1
Chironomidae							-	-
Cirratulidae	Ryckholt, 1851						6	43
<i>Monocorophium*</i>	Latreille, 1806						10	-
<i>Dynamene bidentata</i>	Adams, 1800						2	10
<i>Eulalia</i>	Savigny, 1822						36	-
<i>Eumida sanguinea</i>	Örsted, 1843						1	-
Eunicida							-	-
<i>Fecampia erythrocephala</i>	Giard, 1886						-	-
<i>Gnathia</i>	Leach, 1814						27	5
<i>Golfingia vulgaris</i>	de Blainville, 1827						-	2
<i>Harmothoe</i>	Kinberg, 1856						-	-
<i>Lekanesphaera monodi</i>	Arcangeli, 1934						-	-
<i>Lepidonotus squamatus</i>	Linnaeus, 1758						-	6
<i>Lineus</i>	Sowerby, 1806						14	5
<i>Marphysa sanguinea</i>	Montagu, 1813						-	-
<i>Microdeutopus anomalus</i>	Rathke, 1843						-	-
Nematoda							61	287
Nemertea							11	5
Nereididae	Blainville, 1818						112	5
<i>Nototropis swammerdamei</i>	Milne Edwards, 1830						-	-
<i>Nucella lapillus</i>	Linnaeus, 1758						-	-
Ostracoda	Latreille, 1802						-	3
<i>Peringia ulvae</i>	Pennant, 1777						-	1
<i>Pholoe inornata</i>	Johnston, 1839						11	12
<i>Phoxichilidium femoratum</i>	Rathke, 1799						-	-
<i>Phyllodoce mucosa</i>	Örsted, 1843						-	-
Phyllodoceidae	Örsted, 1843						-	-
<i>Pilumnus hirtellus</i>	Linnaeus, 1761						-	-
<i>Pinnotheres pisum</i>	Linnaeus, 1767						-	-
<i>Polittapes rhomboides</i>	Pennant, 1777						-	-
Polynoidae	Kinberg, 1856						-	-
<i>Porcellana platycheles</i>	Pennant, 1777						-	-
<i>Schistomeringos</i>	Jumars, 1974						-	-
Syllidae	Grube, 1850						10	16
<i>Tryphosa nana</i>	Krøyer, 1846						-	-
<i>Venerupis corrugata</i>	Gmelin, 1791						1	1
<i>Zeuxo holdichi</i>	Bamber, 1990						54	-
Total of motile fauna		28	16	32	17	29	15	18
Sessile fauna								
<i>Balanus crenatus</i>	Bruguière, 1789						4505	2064
<i>Bispira polyomma</i>	Giangrande & Faasse, 2012						6	2
<i>Botrylloides</i>	Milne Edwards, 1841						-	
<i>Botryllus schlosseri</i>	Pallas, 1766						-	
<i>Branchiomma bombyx</i>	Dalyell, 1853						9	21
<i>Ciona</i>	Fleming, 1822						-	-
<i>Corella eumyota*</i>	Traustedt, 1882						4	80
<i>Diadumene cincta</i>	Stephenson, 1925						9	

<i>Diphasia fallax</i>	Johnston, 1847							
<i>Dipolydora</i>	Verrill, 1881						-	1
<i>Dynamena pumila</i>	Linnaeus, 1758						-	-
<i>Flustrellidra hispida</i>	Fabricius, 1780						-	4
<i>Halichondria</i>	Fleming, 1828							
<i>Hymeniacion</i>	Bowerbank, 1858							
<i>Jasmineira elegans</i>	Saint-Joseph, 1894						-	-
<i>Kirchenpaueria pinnata</i>	Linnaeus, 1758							-
<i>Lanice conchilega</i>	Pallas, 1766						2	-
<i>Molgula</i>	Forbes, 1848						40	72
<i>Musculus discors</i>	Linnaeus, 1767						-	-
<i>Mytilus edulis</i>	Linnaeus, 1758						29	106
<i>Obelia longissima</i>	Pallas, 1766							
<i>Perforatus perforatus</i>	Bruguière, 1789						71	52
<i>Perophora japonica*</i>	Oka, 1927						64	84
<i>Pista mediterranea</i>	Gaillande, 1970						-	-
<i>Polyclinum</i>	Savigny, 1816						-	-
<i>Psamathe fusca</i>	Johnston, 1836						-	-
Sabellidae	Latreille, 1825						-	-
Serpulidae	Rafinesque, 1815						-	-
<i>Spirobranchus</i>	Blainville, 1818						56	31
<i>Suberites</i>	Nardo, 1833						-	-
Terebellidae	Johnston, 1846						-	1
<i>Urticina</i>	Ehrenberg, 1834						-	2
Total of sessile taxa		16	16	18	16	18	17	19
Total of taxa		44	32	40	33	47	31	37