



**HAL**  
open science

# Aerobic and Biomimetic Activation of C-H Bonds of Phenols Catalysed by Copper-Amine Complexes

Mebrouka Dekhici, Didier Villemin, Nawel Cheikh, Nathalie Bar

► **To cite this version:**

Mebrouka Dekhici, Didier Villemin, Nawel Cheikh, Nathalie Bar. Aerobic and Biomimetic Activation of C-H Bonds of Phenols Catalysed by Copper-Amine Complexes. 25th International Electronic Conference on Synthetic Organic Chemistry, Nov 2021, Online, France. 10.3390/ecsoc-25-11710 . hal-03670189

**HAL Id: hal-03670189**

**<https://normandie-univ.hal.science/hal-03670189v1>**

Submitted on 19 May 2022

**HAL** is a multi-disciplinary open access archive for the deposit and dissemination of scientific research documents, whether they are published or not. The documents may come from teaching and research institutions in France or abroad, or from public or private research centers.

L'archive ouverte pluridisciplinaire **HAL**, est destinée au dépôt et à la diffusion de documents scientifiques de niveau recherche, publiés ou non, émanant des établissements d'enseignement et de recherche français ou étrangers, des laboratoires publics ou privés.

The 25th International Electronic Conference on Synthetic Organic Chemistry,  
sciforum-053847, nov. 2021

# Aerobic and Biomimetic Activation of C-H Bonds of Phenols Catalysed by Copper-Amine Complexes <sup>†</sup>

Mebrouka Dekhici <sup>1</sup>, Didier Villemin <sup>2,\*</sup>, Nathalie Bar <sup>2</sup> and Nawel Cheikh <sup>1,3</sup>

<sup>1</sup> Faculté des Sciences et Technologies, Université de Bechar, BP 417, 08000 Bechar, Algeria; dekhici29@yahoo.fr (M.D.); n\_cheikh@yahoo.fr (N.C.)

<sup>2</sup> Laboratoire de Chimie Moléculaire et Thioorganique, UMR CNRS 6507, INC3M, FR 3038, ENSICAEN et Université de Caen Normandie, 14050 Caen, France; nathalie.bar@ensicaen.fr

<sup>3</sup> Laboratoire de Catalyse Et Synthèse en Chimie Organique, Faculté des Sciences, Université de Tlemcen, BP 119, 13000 Tlemcen, Algeria

\* Correspondence: didier.villemin@ensicaen.fr

<sup>†</sup> Presented at the 25th International Electronic Conference on Synthetic Organic Chemistry, 15–30 November 2021; Available online: <https://ecsoc-25.sciforum.net/>.

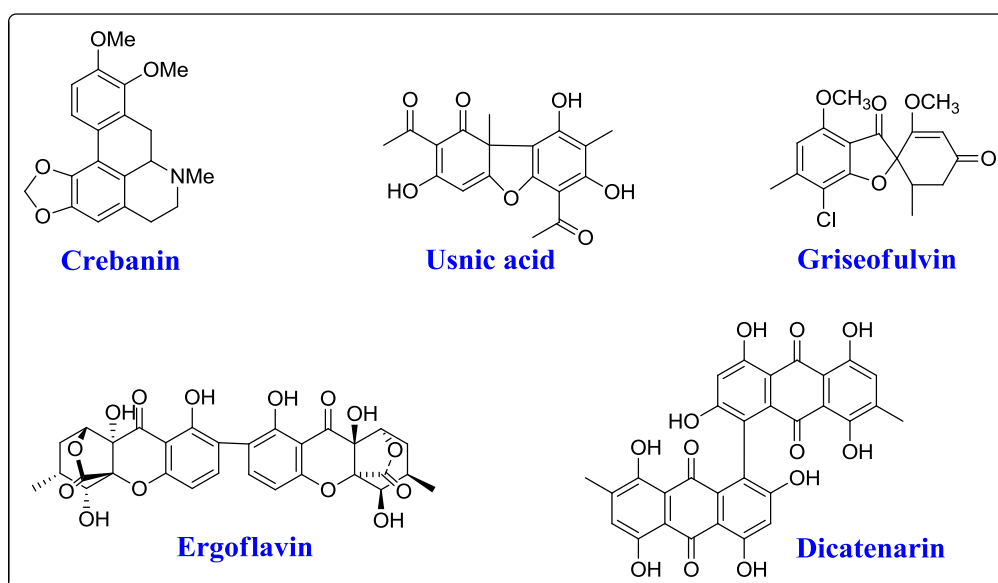
**Abstract:** Various copper complexes were prepared (CuCl(phen), CuCl(bipy), CuCl(neocu), CuCl(BPA), [CuCl(OH)(TMEDA)]<sub>2</sub>) and tested in aerobic room temperature oxidation of p-cresol. The complexe [CuCl(OH)(TMEDA)]<sub>2</sub> was found to be the more efficient and was used in o,o and p,p coupling of various phenols and in the formation of quinones under aerobic conditions. The dimerization of substituted naphthols was also investigated.

This C-H activation with formation of one C-C bond and one harmless molecule of water with air as oxidant at room temperature represents a biomimetic model of enzyme Laccase.

**Keywords:** green chemistry; aerobic oxidation; C-H activation; Cu complexe; phenols;

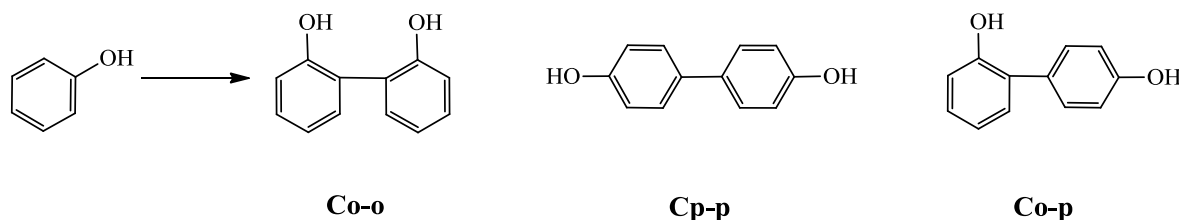
## 1. Introduction

Many secondary metabolites produced by plants result from the oxidative coupling of phenols as demonstrated by the schools of Barton and Battersby [1].

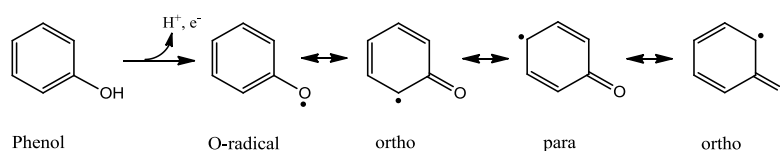
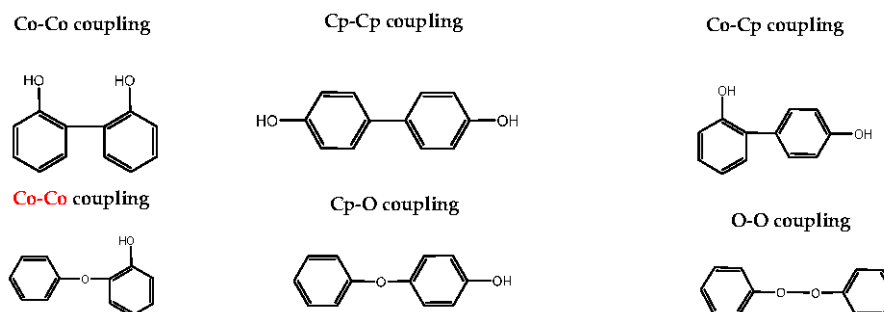


**Figure 1.** Some natural products formed by oxidative coupling of phenols.

Phenols are oxidized by air (aerobic oxidation) or hydrogen peroxide in the presence of oxidases which are enzymes containing copper [2], iron or vanadium in their catalytic site. The reactions consist in the oxidation of aromatic CH bond with the formation of C–C and/or C–O bonds (aromatic CH and phenol) along side hydroxylation and subsequent oxidation to quinone.

**Scheme 1.** Different o-o, p-p and o-p couplings of phenol.

Pummerer was a pioneer in the study of the oxidation of phenols under stoichiometrically conditions by iron III complexes ( $\text{FeCl}_3$ ,  $\text{K}_4\text{Fe}(\text{CN})_6$ ). Barton who have used these reactions in biomimetic syntheses of many natural products [1,3,4], has suggested that these reactions were explained by monoelectronic transfers leading to a phenoxy radical whose mesomeric forms could then react to conduct to dimers.

**Figure 2.** Phenoxy radical and its mesomeric forms.**Figure 3:** Products obtained by phenoxy radical coupling.

This Barton hypothesis leads to an explanation, although in fact it seems that the radicals (or radical-ions) or equivalent organometallic species are involved in a restricted space (solvent cage, dimer) to observe these dimerisations and not classical free radicals.

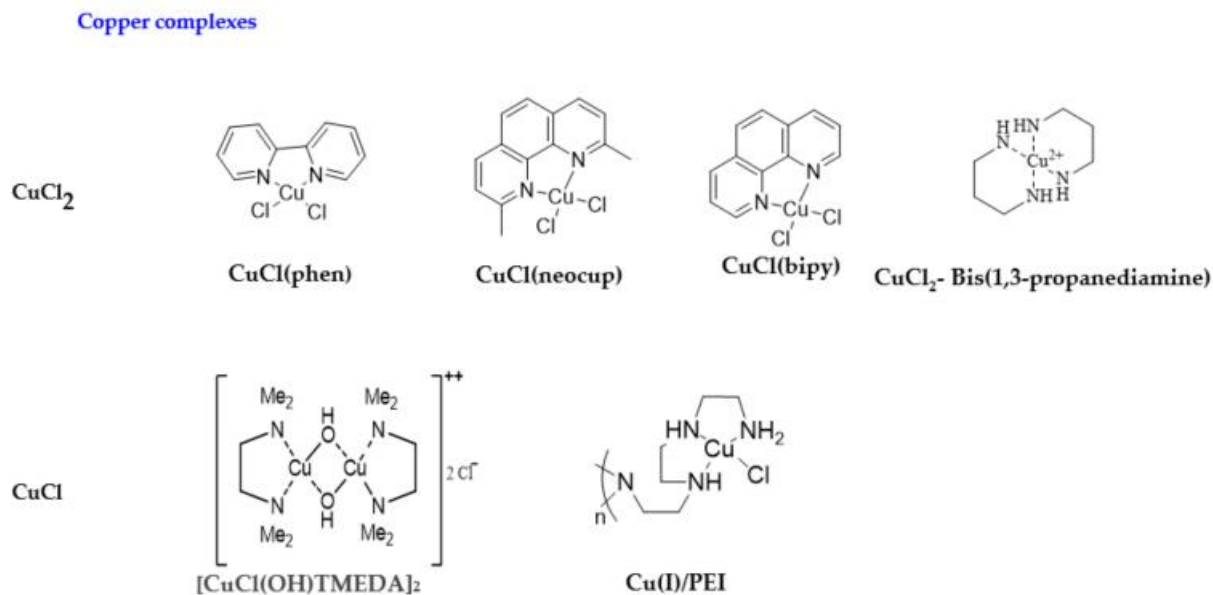
The most studied oxidases in the oxidation of phenols are the Laccase and Tyrosinase, enzymes containing copper atoms in their active site. Oxidations by copper complexes are well documented.

## 2. Discussion

First, we have prepared copper complexes and an iron (III) complex containing nitrogen ligands, which are hard ligands according to the Pearson definition, therefore not very oxidizable and stabilizing the high degree of oxidation of the metal.

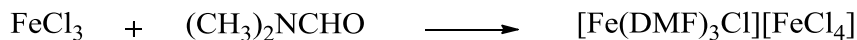
### 2a. Choice of a Catalyst

The complexes displaying bipyridine, phenanthroline, neocuproine, and propan-1,3-diamine ligands were obtained by simple complexation of cupric chloride. On the other side, the  $[\text{CuCl}(\text{OH})\text{TMEDA}]_2$  described by Koga, was prepared from cuprous chloride, as the polyethylenimine cuprous chloride complex (PEI).

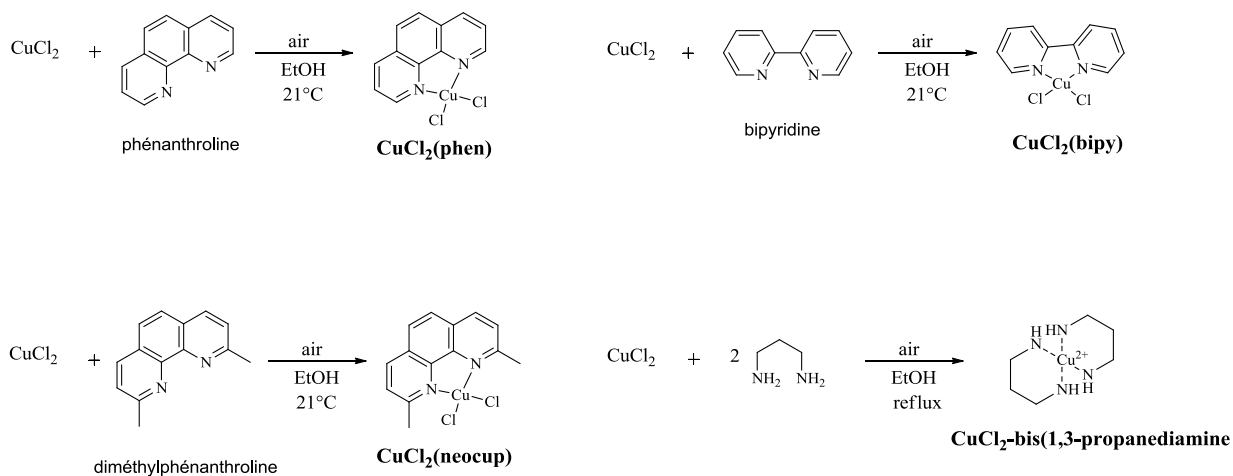


**Figure 3.** Structures of some copper complexes.

Finally for the tested soft we have prepared the complex of iron (III)  $(\text{Fe}(\text{DMF})_3\text{Cl})\text{FeCl}_4$ .



**Figure 4 :** Synthseis of the complex of iron (III)



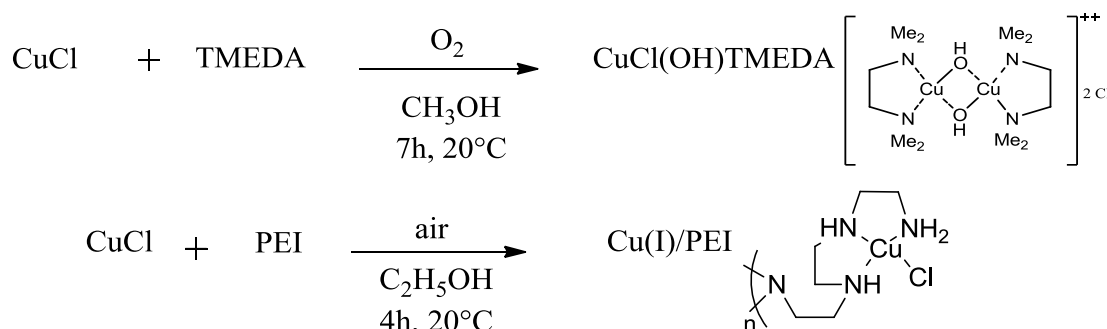
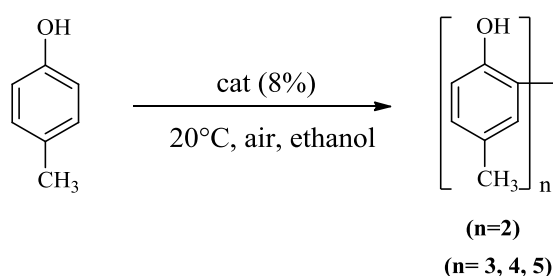


Figure 5: Synthesis of copper complexes

We have tested these complexes in the aerobic oxidation of paracresol in ethanol under both catalytic and aerobic (air oxidation) conditions. Ethanol was chosen as a green solvent, although it can also oxidize in this reaction. The reaction was carried out at room temperature in air by simple stirring in the absence of light. As the oxidations take place very slowly, we analyzed the products formed after 120 h. A white reaction (without catalyst) have shown that no oxidative coupling of cresol occurs in the absence of a catalyst.

**Oxidative conditions:**

Phenol/Cu (100/8)

Phenol/Fe (100/8) room temperature (20 °C), EtOH, 120 h.

Figure 6: Aerobic oxidation of paracresol

Complex	Yield (%)
<b>CuCl(OH).TMEDA</b>	<b>99</b>
Cu(I)/PEI	31
CuCl(phen)	17
CuCl(neocup)	39
CuCl(bipy)	9
CuCl <sub>2</sub> - Bis(1,3- prdia)	41
[Fe(DMF) <sub>3</sub> Cl][FeCl <sub>4</sub> ]	63

**Table 1:** Aerobic oxidation of paracresol with different catalysts.

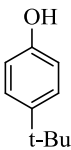
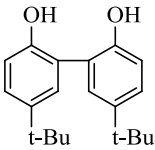
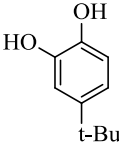
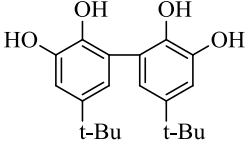
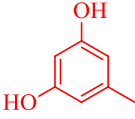
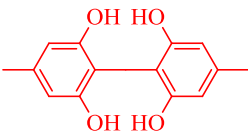
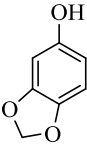
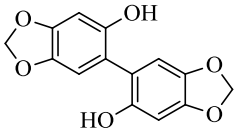
Along with the coupling products (polycresols), traces of oxidation products are found which have not been identified. The results are reported in Table 1. Polycresols were identified by NMR and mass spectroscopy.

The iron complex appears to be active as a catalyst, but since it is not very stable and has led to unclear products, further studies have been abandoned. The Koga complex,  $[\text{CuCl}(\text{OH})\text{TMEDA}]_2$  dimer seems to be the most efficient, so we have selected it with the CuCl complex (PEI) for the continuation of our work.

Polycresols were analyzed by HPLC/mass spectroscopy and a distribution with  $n = 2$  to 5 was found.

Besides the coupling products resulting from the formation of a C–C bond, there are oxidation products leading to quinones.

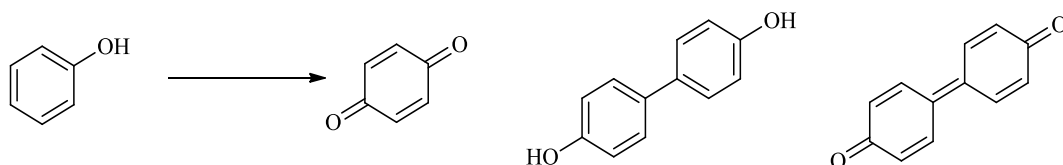
The ortho-ortho coupling has been studied with phenols whose para position is substituted or heavily hindered. The products obtained by aerobic oxidation in ethanol in the presence of  $[\text{CuCl}(\text{OH})\text{TMEDA}]_2$  as a catalyst are reported in Table 2.

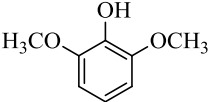
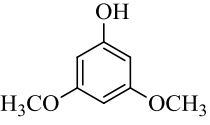
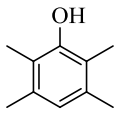
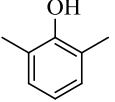
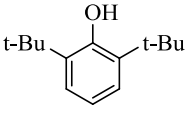
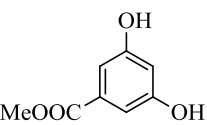
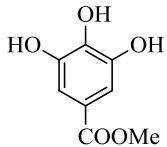
Reagent	Product	Yield(%)
		63
		67
		<b>80</b>
		48

Phenol/Cu = 100/8, ethanol, 21 °C, 96 h

Table 2:

The para-para coupling was investigated under the same experimental conditions with the phenols whose ortho positions are substituted. It is noteworthy that the electron donor groups (OR or R) promote the oxidation reaction while the electron withdrawing groups (COOR, NO<sub>2</sub>) have a negative effect.

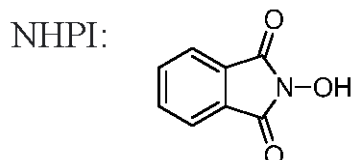


Reagent	Yield (%) Quinone	Yield(%)Bisphenol	Yield (%) Diphenoquinone
	0	0	53
	<b>16</b>	<b>75</b>	<b>0</b>
	0	15	41
	0	0	<b>87</b>
	0	0	<b>99</b>
	0	0	0
	0	0	0

Phenol/Cu (100/8), 21 °C, EtOH, 96 h

## 2b. Oxidation in the Presence of NHPI

N-hydroxyphthalimide (NHPI) has been used in oxidation reaction as a source of N-oxyl radical which promotes some monoelectronic oxidation.



The use of NHPI is well documented [5]. We have studied the oxidation of 2,6-dimethoxyphenol in the presence of NHPI under different conditions affording 2,6-dimethoxyquinone, and the best result was achieved in the non-protic solvent, acetonitrile. In general, NHPI inhibits C-C couplings in favor of oxidation to quinone.

The highly oxidizable pyrogallol phenol in the presence of  $[\text{CuCl}(\text{OH})\text{TMEDA}]_2$  have been converted into Purpurogallin, which is also the oxidase product of pyrogallol. The reaction is very clean and constitutes a good synthesis of purpurogallin under green conditions.

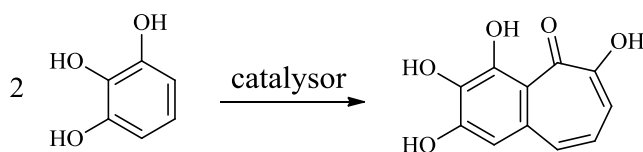


Solvent	Temperature (°C)	Yield (%)
EtOH	21	16
EtOH	70	27
CH <sub>3</sub> CN	21	32
CH <sub>3</sub> CN	70	92

Phenol/Cu/NHPI = 100/8/10, 21 °C, 96 h

## 2c. Purpurogallin

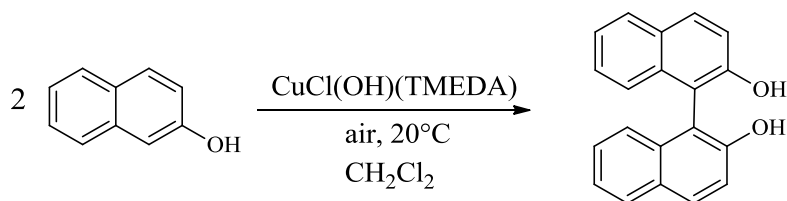
Oxidation at room temperature with the formation of carbon dioxide and water as a by-product. This reaction also shows that  $[\text{CuCl}(\text{OH})\text{TMEDA}]_2$  is a model for oxidase [6].



Catalysor	Solvent	T (°C)	Yield (%)
$\text{CuCl}(\text{OH})\text{TMEDA}^a$	EtOH	20	43
$\text{Cu}(\text{I})/\text{PEI}^b$	EtOH	20	0
$\text{CuCl}(\text{OH})\text{TMEDA} / \text{NHPI}^c$	CH <sub>3</sub> CN	70	0

## 2d. Binaphthols

The oxidation of 2-naphthol under aerobic conditions [7] in the presence of  $[\text{CuCl}(\text{OH})\text{TMEDA}]_2$  furnishes binaphthol. here we have extended our studies to substituted 2-naphthols.





Catalysor	Solvent	T (°C)	Yield (%)
<b>CuCl(OH)TMEDA<sup>a</sup></b>	<b>EtOH</b>	<b>21</b>	<b>86</b>
CuCl(OH)TMEDA / NHPI <sup>b</sup>	CH <sub>3</sub> CN	70	43
Cu(I)/PEI <sup>c</sup>	EtOH	21	77
CuCl <sub>2</sub> (phen) <sup>a</sup>	EtOH	21	29
CuCl <sub>2</sub> (neocup) <sup>a</sup>	EtOH	21	31

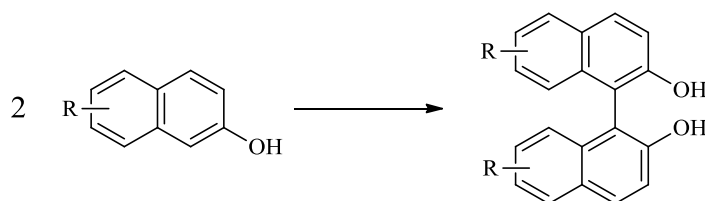
### Conditions

[a] naphthol/Catalysor (100/8), 96 h.

[b] naphthol /Cu/NHPI (100/8/10), 96 h.

[c] naphthol/Cu (100/3.75) (1.5 mL), 96 h.

The examples are summarized in Table. The binaphthols obtained here are on a racemic form. Moreover, binaphthols are very important in asymmetric synthesis.



### Conditions

[a] naphthol/Cu (100/8), 21 °C, EtOH,

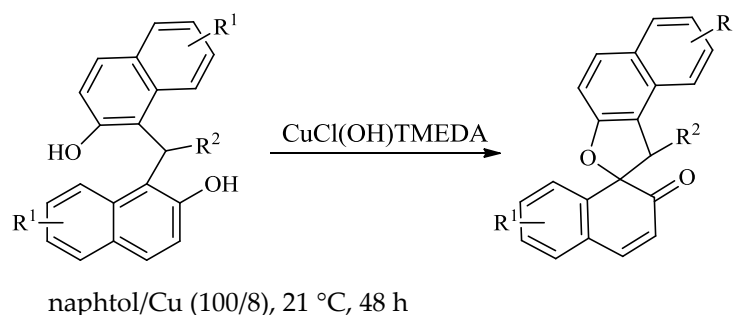
[b] naphthol /Cu/NHPI (100/8/10), 70 °C, CH<sub>3</sub>CN,

[c] naphthol /Cu (100/3.75), (1.5mL), EtOH, 21 °C.

Reagent	[CuCl(OH)TMEDA] <sub>2</sub> <sup>a</sup>		[CuCl(OH)TMEDA] <sub>2</sub> /NHPI <sup>b</sup>		Cu (I)/PEI <sup>c</sup>	
	t (h)	Rdt (%)	t (h)	Rdt (%)	t (h)	Rdt (%)
	96	80	96	43	96	0
	96	67	96	0	96	traces
	24	85	96	31	96	10
	24	<b>99</b>	96	<b>49</b>	96	traces

## 2e. Case of Alkylidenenaphthol

We have shown that methylenedinaphthol aerobically oxidizes at room temperature by spiraling, creating a C-C bond and de-aromatization of one of the aromatic rings [8].



## 3 .Conclusions

In our studies, the catalyst that was most effective for the oxidative coupling of phenols is the Koga complex,  $[\text{CuCl}(\text{OH})\text{TMEDA}]_2$ . In the presence of NHPI, the oxidative coupling is inhibited in favour of oxidation to quinone.  $[\text{CuCl}(\text{OH})\text{TMEDA}]_2$  not only catalyses the ortho-ortho, para-para oxidative couplings of phenols but also behaves as an oxidase (Laccase) model in the formation of Purpurogallin

## References

1. Taylor, W.I.; Battersby, A.R.; Barton, D.H.R.; Cohen, T. *Festschrift Prof. Dr. Arthur Stoll zum siebzigsten Geburtsta*; Birkhauser: Basel, Switzerland, 1957; pp. 117–143.
2. Allen, S.E.; Walvoord, R.R.; Padilla-Salinas, R.; Kozlowski, M.C. Aerobic Copper-Catalyzed Organic Reactions. *Chem. Rev.* **2013**, *113*, 6234–6458, doi:10.1021/cr300527g.
3. Scott, A.I.; Taylor, W.I.; Battersby, A.R. *Oxidative Coupling of Phenols*; M. Dekker Editor,; New York, NY, USA, 1967; pp. 1–387
4. McDonald, P.D.; Hamilton, G.A. Mechanisms of phenolic oxidative coupling reactions. In *Organic Chemistry*; Elsevier: Editor, Amsterdam, 1973; Volume 5, pp. 97–134, doi:10.1016/B978-0-12-697250-4.50007-1.
5. Terent'ev, A.O.; Krylov, I.B.; Lipatnikov, A.D. Oxidative coupling of *N*-hydroxyphthalimide with toluene. *Russ J Gen Chem.* **2014**, *84*, 2084–2087, doi:10.1134/S1070363214110061.
6. Dib, S.; Villemin, D.; Hamhami, A.; Mostefa-Kara, B.; Bar, N.; Dekhici, M.; Cheikh, N. On the green catalytic synthesis of Purpurogallin. *Rev. Roum. Chim.* **2020**, *65*, 1153–1157, doi:10.33224/rch.2020.65.12.1.
7. Jaffrès, P.-A.; Bar, N.; Villemin, D. Phosphonation of 1,1'-binaphthalene-2,2'-diol (BINOL): Synthesis of (R) and (S) 2,2'-dihydroxy-1,1'-binaphthalene-6,6'-diyldiphosphonic acid. *J. Chem. Soc. Perkin Trans. I* **1998**, 2083–2089, doi:10.1039/A801522H.
8. Dekhici, M.; Plihon, S.; Bar, N.; Villemin, D.; Elsiblani, H.; Cheikh, N. Aerobic Copper Catalytic Oxidation of Methylene and Arylidenebinaphthols: A Green and Efficient Synthesis of Spironaphthalenones. *ChemistrySelect* **2019**, *4*, 705–708, doi:10.1002/slct.201803153.