



HAL
open science

Synthesis of 2-Prenylated Alkoxyated Benzopyrans by Horner-Wadsworth-Emmons olefination with PPAR α/γ Agonist Activity

Ainhoa García, Laura Vila, Paloma Marín, Álvaro Bernabeu, Carlos Villarroel-Vicente, Nathalie Hennuyer, Bart Staels, Xavier Franck, Bruno Figadère, Nuria Cabedo, et al.

► **To cite this version:**

Ainhoa García, Laura Vila, Paloma Marín, Álvaro Bernabeu, Carlos Villarroel-Vicente, et al.. Synthesis of 2-Prenylated Alkoxyated Benzopyrans by Horner-Wadsworth-Emmons olefination with PPAR α/γ Agonist Activity. ACS Medicinal Chemistry Letters, 2021, 10.1021/acsmchemlett.1c00400 . hal-03373981

HAL Id: hal-03373981

<https://normandie-univ.hal.science/hal-03373981>

Submitted on 11 Oct 2021

HAL is a multi-disciplinary open access archive for the deposit and dissemination of scientific research documents, whether they are published or not. The documents may come from teaching and research institutions in France or abroad, or from public or private research centers.

L'archive ouverte pluridisciplinaire **HAL**, est destinée au dépôt et à la diffusion de documents scientifiques de niveau recherche, publiés ou non, émanant des établissements d'enseignement et de recherche français ou étrangers, des laboratoires publics ou privés.

Synthesis of 2-Prenylated Alkoxyated Benzopyrans by Horner-Wadsworth-Emmons olefination with PPAR α / γ Agonist Activity

Ainhoa García,[†] Laura Vila,^{†,‡} Paloma Marín,[†] Álvaro Bernabeu,[†] Carlos Villarroel-Vicente,^{†,‡} Nathalie Hennuyer,[‡] Bart Staels,[‡] Xavier Franck,[§] Bruno Figadère,^Δ Nuria Cabedo,^{†,‡,*} and Diego Cortes^{†,*}

[†] Departamento de Farmacología, Facultad de Farmacia, Universidad de Valencia, 46100 Burjassot, Valencia, Spain

[‡] Institute of Health Research-INCLIVA, University Clinic Hospital of Valencia, 46010 Valencia, Spain

[‡] Université Lille, Inserm, CHU Lille, Institut Pasteur Lille, U-100-EGID 59019 Lille, France

[§] Normandie Univ, CNRS, INSA Rouen, UNIROUEN, COBRA (UMR6014 & FR 3038), 76000 Rouen, France

^Δ BioCIS, CNRS, Université Paris-Saclay, Châtenay-Malabry, France

ABSTRACT: We have synthesized series of 2-prenylated benzopyrans as analogs of the natural polycerasoidol, a dual PPAR α / γ agonist with anti-inflammatory effect. The prenylated side chain consists of five- or nine-carbons with an α -alkoxy- α,β -unsaturated ester moiety. Prenylation was introduced via Grignard reaction, followed by Johnson-Claisen rearrangement, and the α -alkoxy- α,β -unsaturated ester moiety by the Horner-Wadsworth-Emmons reaction. Synthetic derivatives showed high efficacy to activate both hPPAR α and hPPAR γ as dual PPAR α / γ agonists. These prenylated benzopyrans emerge as lead compounds potentially useful for preventing cardiometabolic diseases.

KEYWORDS: Prenylated benzopyrans, Horner-Wadsworth-Emmons reaction, PPAR α / γ activity

Among nuclear receptor family, peroxisome proliferator activated receptors (PPARs) are transcription factors activated by ligands, which are implicated in numerous cell functions including glucose and lipid metabolism, and inflammation.¹ Dual PPAR α / γ activators can improve atherogenic dyslipidemia and insulin resistance.¹ Polycerasoidol is a *trans*- δ -tocotrienolic acid analog² isolated from *Polyalthia cerasoides* (Annonaceae).^{3,4} Polycerasoidol, containing a 6-chromanol nucleus and a 2-prenylated side chain, is biosynthesized from homogentisate and geranylgeranyl pyrophosphate via the shikimate and the mevalonate pathway, respectively. Pharmacologically, it displays dual PPAR α / γ agonist activity and ameliorates inflammation of dysfunctional endothelium.⁵ In structural terms, this natural benzopyran possesses a benzopyran nucleus (lipophilic tail), a prenylated chain (flexible linker), and a carboxylic acid (polar head), as other natural and synthetic PPAR α and/or PPAR γ agonists.⁶ The structure-activity relationships (SAR) of polycerasoidol and semisynthetic analogs revealed that the 6-oxygenated dihydrobenzopyran core and the linker hydrocarbon chain of at least a five-carbon length are essential moieties to activate PPAR α and/or PPAR γ .⁷ It is noteworthy that chroman-6-ol pharmacophore is present in troglitazone, the first PPAR γ agonist belonging to the class of thiazolidinediones, which was approved as anti-diabetic agent.^{8,9} Currently, rosiglitazone and pioglitazone are selective PPAR γ agonists used to manage hyperglycemia in type 2 diabetes, while saroglitazar and lobeglitazone are PPAR α / γ activators (agonists) approved against diabetes in India and South Korea, respectively.⁹ In order to find new active and safer PPAR activators, we describe

the synthesis and PPAR activity of 2-prenylated benzopyrans that bear an α -alkoxy- α,β -unsaturated ester as a tri-oxygenated polar head on the prenylated side chain.

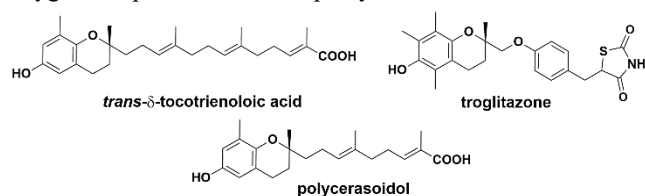
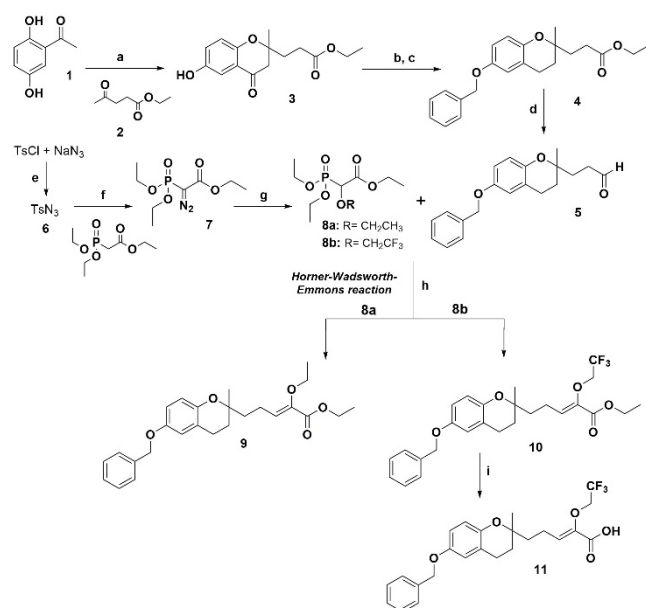


Figure 1. Bioactive prenylated benzopyrans.

We first prepared the benzopyran-4-one nucleus (γ -benzopyrone **3**) by conventional methods.¹⁰ The reaction mechanism consists of an aldol condensation between the enolate from an *ortho*-hydroxyacetophenone and the carbonyl group from an alkyl ketone. This is followed by an intramolecular cyclisation via Michael addition, which is promoted by the *ortho*-phenol group.¹¹ Thus, 2,5-dihydroxyacetophenone (**1**) and ethyl levulinate (**2**) in the presence of pyrrolidine gave the chroman-4-one **3** as a racemic mixture in a single step with a good yield (80 %) (Figure 2).^{7,10} γ -Benzopyrone **3** was reduced under Clemmensen conditions and the phenol hydroxyl group at 6-position was protected by *O*-benzylation to give compound **4** with a good overall yield. The controlled reduction of the ester function by DIBAL-H at -78°C gave the aldehyde **5** with a 92 % yield. In a first approach, we synthesized five-carbon side chain alkoxyated prenylated benzopyrans (series 1) from aldehyde intermediate **5** by Horner-Wadsworth-Emmons olefination. For this purpose, appropriate

alkylphosphonates, e.g., ethyl 2-(diethoxyphosphoryl)-2-ethoxyacetate (**8a**) and ethyl 2-(diethoxyphosphoryl)-2-(2,2,2-trifluoroethoxy)acetate (**8b**), were previously prepared from (ethoxyacetate) diethoxyphosphorane and TsN₃ (**6**) in the presence of NaH.¹² Then, aldehyde intermediate **5** was reacted with phosphonate **8a** or **8b** to afford the α -alkoxy- α,β -unsaturated esters of prenylated benzopyrans **9** (20 %, *Z/E*= 60:40) or **10** (84 %, *Z/E*= 35:65), respectively. The saponification of ethyl ester (**10**) quantitatively afforded carboxylic acid (**11**, *Z/E*= 40:60) (Scheme 1).

Scheme 1. Synthesis of prenylated benzopyrans **9-11** (series 1).^a

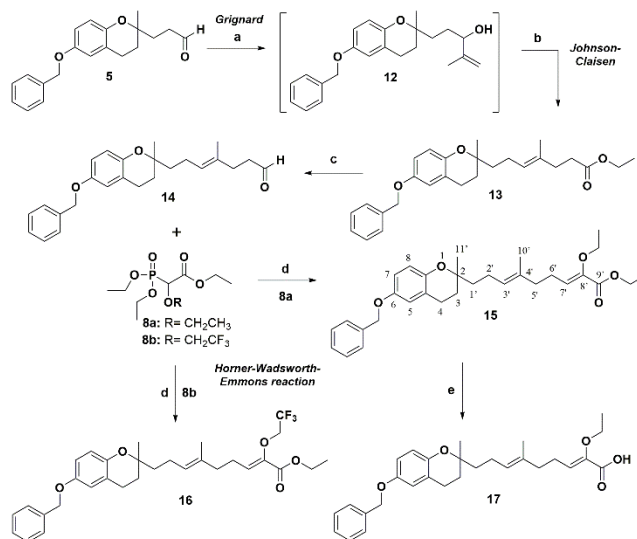


^a Reaction conditions: (a) Pyrrolidine, EtOH, 60 °C, molecular sieve 3Å, 24h, 80 %; (b) Zn/HCl, AcOH-H₂O, rt, 2h; (c) ClCH₂C₆H₅, K₂CO₃, EtOH, 60 °C, 5h, 90 %; (d) DIBAL-H, CH₂Cl₂, -78 °C, N₂, 20 min, 92 %; (e) 0 °C, acetone, 2h, 81 %; (f) 60 % NaH, THF, 0 °C, N₂, 16h, 65 %; (g) EtOH, Rh(OAc)₂, toluene, 45 °C, overnight, **8a** (R = CH₂CH₃), 40.2 % or **8b** (R = CH₂CF₃), 51 %; (h) Phosphonate **8a** or **8b**, THF, NaH, 0 °C, N₂, 1h + **5**, THF, rt, overnight: **9**, 20 % or **10**, 84 %; (i) 20 % KOH, reflux, 5h, 99 %.

In a second approach, we synthesized the nine-carbon side chain *O*-alkoxylated prenylated benzopyrans (series 2) **15**, **16** and **17** from aldehyde intermediate **5**. The prenylated side chain at the 2-position of the dihydrobenzopyran nucleus was elongated with a sequence of Grignard reaction, Johnson-Claisen rearrangement and Horner-Wadsworth-Emmons olefination (Scheme 2). The aldehyde synthon **5** was treated with isoprenylmagnesium bromide as the vinyl Grignard reagent, followed by Johnson-Claisen rearrangement of allylic alcohol **12** using ethyl orthoacetate to produce unsaturated ester **13** with a 50 % yield in the last two steps. Ester **13** was subjected to a controlled reduction using DIBAL-H at -78 °C to give the aldehyde intermediate **14** in 89 % yield. The α -alkoxy- α,β -unsaturated ester on the prenylated side chain was introduced by a Horner-Wadsworth-Emmons reaction.¹³ Thus, aldehyde **14** was treated with phosphonates **8a** and **8b** to afford esters **15** (85

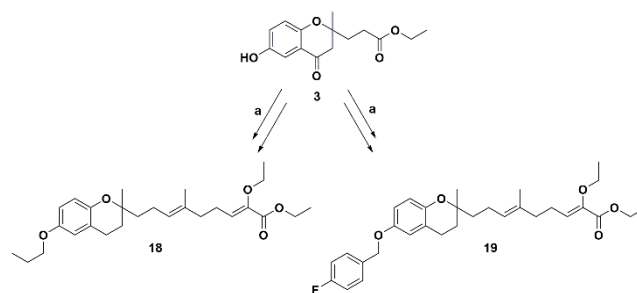
%) and **16** (82 %), respectively.¹⁴ It is noteworthy that ester **15** was obtained as *Z*-alkene isomer exclusively. Once again, the saponification of ethyl ester **15** quantitatively yielded carboxylic acid **17** (Scheme 2). In addition to *O*-benzyloxy benzopyrans bearing a nine-carbon prenylated alkoxy side chain (series 2), we accomplished the synthesis of its *O*-propyloxy and *O*-*p*-fluorobenzyloxy benzopyran analogs. According to the second approach followed to prepare ester **15**, but starting from the chroman-4-one **3**, we synthesized *O*-propyloxy ester **18** and *O*-*p*-fluorobenzyloxy ester **19** (Scheme 3).

Scheme 2. Synthesis of prenylated benzopyrans **15-17** (series 2).^a



^a Reaction conditions: (a) CH₃C(MgBr)=CH₂, THF, -78 °C, N₂, 1h, 84 %; (b) MeC(OEt)₃, isobutyric acid, 140 °C, 2h, 50 %; (c) DIBAL-H, CH₂Cl₂, -78 °C, N₂, 20 min, 89 %; (d) Phosphonate **8a** or **8b**, THF, NaH, 0 °C, N₂, 1h + **14** in THF, rt, overnight: **15** (R = CH₂CH₃), 85 % or **16** (R = CH₂CF₃), 82 %; (e) 20 % KOH, reflux, 5h, 99 %.

Scheme 3. Synthesis of prenylated benzopyrans **18** and **19**.^a



^a Reaction conditions: (a) See reagents and conditions described in Scheme 1 for synthesis of **5**, and Scheme 2 for synthesis of **15** and **16**.

The transactivation studies¹⁵ of the synthesized benzopyrans were carried out and compared to the maximal efficacy of WY-14,643 (at 10 μM) or rosiglitazone (at 1 μM) as hPPAR α and hPPAR γ reference compounds, respectively. At

the 10 μM dose, compounds **10**, **15**, **16** and **18** were moderate hPPAR activators for both receptors, while compounds **11**, **17** and **19** showed high efficacy as dual hPPAR α/γ agonists. Indeed, compound **11** showed higher efficacy to activate hPPAR α than PPAR γ (α/γ ratio= 1.73), and **17** displayed slight selectivity towards hPPAR γ (α/γ ratio= 0.64). Therefore, the elongation of the side chain from five- to nine-carbons is beneficial to activate hPPAR γ . In agreement with previous docking analysis of polycerasoidol, the carboxylic moiety at the C-9' position of **17** plays a key role as an anchoring point to bind PPAR γ receptor.⁵

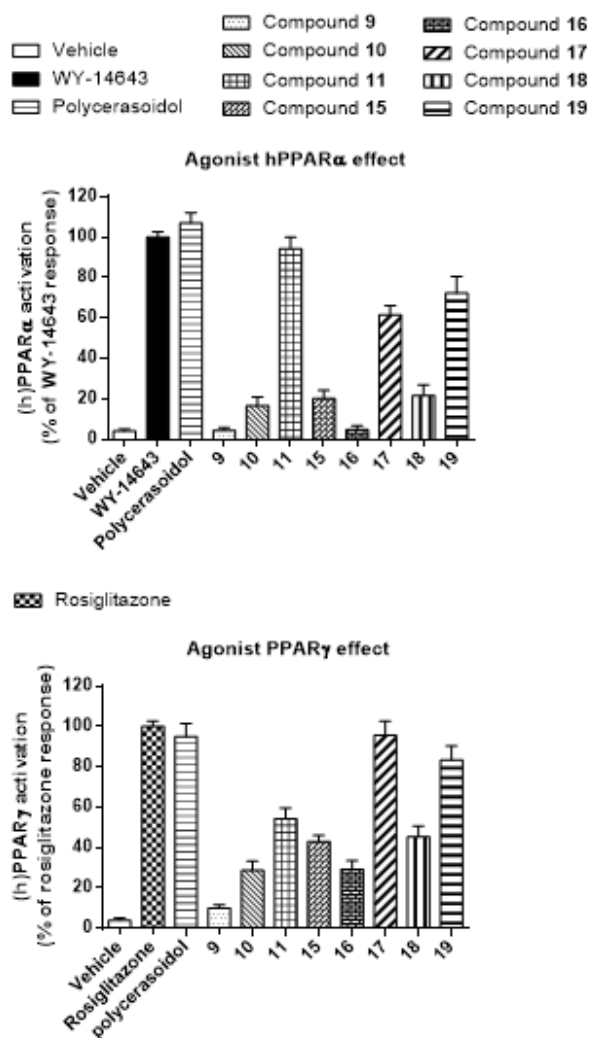


Figure 2. hPPAR α and hPPAR γ transactivation assays. Synthesized benzopyrans were tested at 10 μM , and WY-14,643 (10 μM) and rosiglitazone (1 μM), as reference compounds for α and γ , respectively.

In conclusion, we efficiently prepared new series of the 2-prenylated *O*-alkoxylated benzopyrans possessing the α -alkoxy- α,β -unsaturated moiety on the prenylated chain by the Horner-Wadsworth-Emmons reaction. Synthetic derivatives were efficient in activating both hPPAR α and hPPAR γ as dual PPAR α/γ agonists. These prenylated benzopyrans emerge as lead compounds that might be potentially useful for preventing cardiometabolic diseases.

AUTHOR INFORMATION

Corresponding Authors

Diego Cortes – Email: dcortes@uv.es
Nuria Cabedo – Email: ncabedo@uv.es

Notes

The authors declare no competing financial interest.

ACKNOWLEDGMENT

We are grateful for the financial support from Generalitat Valencia (APOTIP/2020/011), Carlos III Health Institute (ISCIII) and the European Regional Development Fund (CP15/00150 and PI18/01450), and from Agence Nationale pour la Recherche ANR-10 LABX-0046, and an ERC Advanced Grant (694717). N.C. is a ‘Miguel Servet’ program researcher (CP15/00150, CPII20/00010) of the ISCIII co-funded by the European Social Fund. C.V. thanks the PFIS grant (FI19/00153) of ISCIII.

ABBREVIATIONS

PPARs, Peroxisome proliferator-activated receptors; SAR, structure-activity relationships; DIBAL-H, Diisobutylaluminium hydride; TsN₃, Tosyl azide.

REFERENCES

- Villarrol-Vicente, C.; Gutiérrez-Palomo, S.; Ferri, J.; Cortes, D.; Cabedo, N. Natural products and analogs as preventive agents for metabolic syndrome via peroxisome proliferator-activated receptors: An overview. *Eur. J. Med. Chem.* 2021, 221, 113535.
- Azzi, A. Tocopherols, tocotrienols and tocmonoenols: Many similar molecules but only one vitamin E. *Redox Biol.* 2019, 26, 101259.
- González, M. C.; Serrano, A.; Zafra-Polo, M. C.; Cortes, D.; Rao, K. S. Polycerasoidin and polycerasoidol, two new prenylated benzopyran derivatives from *Polyalthia cerasoides*. *J. Nat. Prod.* 1995, 58, 1278-1284.
- Zafra-Polo, M. C.; González, M. C.; Tormo, J. R.; Estornell, E.; Cortes, D. Polyalthidin: new prenylated benzopyran inhibitor of the mammalian mitochondrial respiratory chain. *J. Nat. Prod.* 1996, 59, 913-916.
- Bermejo, A.; Collado, A.; Barrachina, I.; Marques, P.; El Aouad, N.; Franck, X.; Garibotto, F.; Dacquet, C.; Caignard, D.-H.; Suvire, F.; Enriz, R. D.; Piqueras, L.; Figadère, B.; Sanz, M. J.; Cabedo, N.; Cortes, D. Polycerasoidol, a natural prenylated benzopyran with a dual PPAR α /PPAR γ agonist activity and anti-inflammatory effect. *J. Nat. Prod.* 2019, 82, 1802-1812.
- Mirza, A. Z.; Althagafi, I. I.; Shamshad, H. Role of PPAR receptor in different diseases and their ligands: Physiological importance and clinical implications. *Eur. J. Med. Chem.* 2019, 166, 502-513.
- Bermejo, A.; Barrachina, I.; El Aouad, N.; Franck, X.; Chahboune, N.; Andreu, I.; Figadère, B.; Vila, L.; Hennuyer, N.; Staels, B.; Dacquet, C.; Caignard, D.-H.; Sanz, D. M. J.; Cortes, D.; Cabedo, N. Synthesis of benzopyran derivatives as PPAR α and/or PPAR γ activators. *Bioorg. Med. Chem.* 2019, 27, 115162.
- Tafazoli, S.; Wright, J. S.; O'Brien, P. J. Prooxidant and antioxidant activity of vitamin E analogues and troglitazone. *Chem. Res. Toxicol.* 2005, 18, 1567-1574.
- Yasmin, S.; Jayaprakash, V. Thiazolidinediones and PPAR orchestra as antidiabetic agents: From past to present. *Eur. J. Med. Chem.* 2017, 126, 879-893.
- Pearce, B. C.; Parker, R. A.; Deason, M. E.; Dischino, D. D.; Gillespie, E.; Qureshi, A. A.; Volk, K.; Wright, J. J. K. Inhibitors of cholesterol biosynthesis. 2. Hypocholesterolemic and antioxidant

- activities of benzopyran and tetrahydronaphthalene analogues of the tocotrienols. *J. Med. Chem.* 1994, 37, 526-541.
- (11) Xiong, W.; Wang, X.; Shen, X.; Hu, C.; Wang, X.; Wang, F.; Zhang, G.; Wang, C. Synthesis of flavonols via pyrrolidine catalysis: Origins of the selectivity for flavonol versus aurone. *J. Org. Chem.* 2020, 85, 13160–13176.
- (12) General procedure for the synthesis of alkylphosphonates: Synthesis of ethyl 2-(diethoxyphosphoryl)-2-ethoxyacetate (**8a**). Ethyl 2-diazo-2-(diethoxyphosphoryl) acetate (7, 379 mg, 1.503 mmol) in ethanol (900 μ L) was stirred, and rhodium acetate (II) (6.66 mg, 0.015 mmol) in toluene (8 ml) was added to this solution. The mixture was stirred at 45°C overnight. Usual work up followed by column chromatography purification (ethyl ether/ EtOAc 98:2) gave 162 mg of **8a** (40.2 %).
- (13) Wadsworth Jr. W. S. Synthetic Applications of Phosphoryl-Stabilized Anions. *Org. React.* 1977, 25, 73–253.
- (14) General procedure for Horner-Wadsworth-Emmons reaction: Synthesis of 6-benzyloxy-2-((8'-ethoxy-4'-methyl)ethylnona-3'E, 7'Z-dienoate)-2-methyl-dihydrobenzopyran (**15**): Ethyl 2-(diethoxyphosphoryl)-2-ethoxyacetate (**8a**) (0.156 mmol) in anhydrous THF (4 ml) at 0°C under N₂ atmosphere was treated with 60% NaH (10.6 mg, 0.265 mmol) and the mixture was stirred for 1h at 0°C. Then, a solution of aldehyde (59 mg, 0.156 mmol) in anhydrous THF (5 ml) was added and the mixture stirred overnight at room temperature. Usual work up followed by column chromatography purification (hexane/ EtOAc 80:20) yielded 64.5 mg of **15** (85 %) as a colorless oil: ¹H NMR (300 MHz, CDCl₃): δ 7.36 (m, 5H, H-2'' to 6''), 6.75 (dd, J = 7.1, 2.3 Hz, 1H, H-7), 6.72 (d, J = 7.1 Hz, 1H, H-8), 6.69 (d, J = 2.3 Hz, 1H, H-5), 6.23 (t, J = 7.4 Hz, 1H, H-7'), 5.16 (m, 1H, H-3'), 4.99 (s, 2H, OCH₂Ar), 4.21 (q, J = 7 Hz, 2H, COOCH₂CH₃), 3.85 (q, J = 7 Hz, 2H, OCH₂CH₃), 2.73 (t, J = 6.8 Hz, 2H, CH₂-4), 2.34 (q, J = 7.4 Hz, 2H, CH₂-6'), 2.09 (m, 4H, CH₂-2', CH₂-5'), 1.81 (m, 2H, CH₂-3), 1.62 (m, 2H, CH₂-1'), 1.60 (s, 3H, CH₃-10'), 1.30, 1.32 (2t, J = 7 Hz, 3H, OCH₂CH₃, COOCH₂CH₃), 1.27 (s, 3H, CH₃-11'). ¹³C NMR (75 MHz, CDCl₃): δ 164.6 (CO), 152.5 (C-6), 148.5 (C-8a), 145.4 (C-8'), 137.9 (C-1''), 134.5 (C-4'), 129.1 (CH-7'), 128.9, 128.2, 127.9 (CH-2'' to CH-6''), 125.4 (CH-3'), 122.0 (C-4a), 116.4 (CH-7), 115.5 (CH-5), 114.7 (CH-8), 76.0 (C-2), 71.0 (OCH₂Ar), 68.4 (OCH₂CH₃), 61.1, (COOCH₂CH₃), 40.3 (CH₂-5'), 39.7 (CH₂-1'), 31.1 (CH₂-3), 25.4 (CH₂-6'), 24.5 (CH₃-11'), 22.8 (CH₂-4), 22.6 (CH₂-2'), 16.2 (CH₃-10'), 15.8 (COOCH₂CH₃), 14.9 (OCH₂CH₃). HREIMS m/z 492.2869 [M]⁺ (492.2875 calcd. for C₃₁H₄₀O₅) (100%).
- (15) Amans, D.; Bellosta, V.; Dacquet, C.; Ktorza, A.; Hennuyer, N.; Staels, B.; Caignard, D.-H.; Cossy, J. Synthesis and evaluation of new polyenic compounds as potential PPARs modulators. *Org. Biomol. Chem.* 2012, 10, 6169–6185.

For "Table of Contents Only"

