



HAL
open science

Marine artificial reefs, a meta-analysis of their design, objectives and effectiveness

Baptiste Vivier, Jean-Claude Dauvin, Maxime Navon, Anne-Marie Rusig,
Isabelle Mussio, Francis Orvain, Mohamed Boutouil, Pascal Claquin

► To cite this version:

Baptiste Vivier, Jean-Claude Dauvin, Maxime Navon, Anne-Marie Rusig, Isabelle Mussio, et al..
Marine artificial reefs, a meta-analysis of their design, objectives and effectiveness. *Global Ecology
and Conservation*, 2021, 27, pp.e01538. 10.1016/j.gecco.2021.e01538 . hal-03172105

HAL Id: hal-03172105

<https://normandie-univ.hal.science/hal-03172105v1>

Submitted on 18 Mar 2021

HAL is a multi-disciplinary open access archive for the deposit and dissemination of scientific research documents, whether they are published or not. The documents may come from teaching and research institutions in France or abroad, or from public or private research centers.

L'archive ouverte pluridisciplinaire **HAL**, est destinée au dépôt et à la diffusion de documents scientifiques de niveau recherche, publiés ou non, émanant des établissements d'enseignement et de recherche français ou étrangers, des laboratoires publics ou privés.



Distributed under a Creative Commons Attribution - NonCommercial - NoDerivatives 4.0
International License



ELSEVIER

Contents lists available at ScienceDirect

Global Ecology and Conservation

journal homepage: www.elsevier.com/locate/gecco

Marine artificial reefs, a meta-analysis of their design, objectives and effectiveness



Baptiste Vivier^{a,b}, Jean-Claude Dauvin^{a,c}, Maxime Navon^{a,b}, Anne-Marie Rusig^{a,b},
Isabelle Mussio^{a,b}, Francis Orvain^{a,b}, Mohamed Boutouil^d, Pascal Claquin^{a,b,*}

^a Normandie Université, Université de Caen Normandie, F-14032 Caen, France

^b Unité Biologie des Organismes et Ecosystèmes Aquatiques (BOREA, UMR 8067), Sorbonne Université, Muséum National d'Histoire Naturelle, CNRS, Université Pierre et Marie Curie, Université de Caen Normandie, IRD 207, Université des Antilles. Centre de Recherches en Environnement Côtier (CREC) - Station Marine, BP49, 54, rue du Docteur Charcot, 14530 Luc-sur-Mer, France

^c Laboratoire Morphodynamique Continentale et Côtière, UMR CNRS 6143 M2C, Normandie Université, Université de Caen Normandie, UNIROUEN, 24 rue des Tilleuls, F-14000 Caen, France

^d Ecole Supérieure d'Ingénieurs des Travaux de la Construction de Caen (ESITC Caen), 14610 Epron, France

ARTICLE INFO

Article history:

Received 2 November 2020

Received in revised form 8 March 2021

Accepted 9 March 2021

Available online xxxx

Keywords:

Artificial reefs

Designs

Objectives

Effectiveness

Monitoring

Review

ABSTRACT

Artificial Reefs (AR) show a wide diversity and vary in their construction materials, shape and purpose, as illustrated by the present analysis of 127 scientific papers. AR have been deployed for different purposes, including fisheries improvement, ecological restoration of marine habitats, coastal protection or purely scientific research. Statistical analyses using 67 variables allow us to characterize the design, objectives and monitoring strategies used for AR. An effectiveness indicator comprised of three categories (low, moderate and high) was adapted from previous studies and applied to the present dataset in terms of the objectives defined in each scientific paper. The effectiveness of various monitoring approaches was investigated and recommendations were formulated regarding environmental parameters and the assessment of ecological processes as a function of AR type. These analyses showed that inert materials like concrete associated with biomimetic designs increase the benefits of reefs to the local environment. This study also compared effectiveness between the different economic, ecological or scientific objectives of AR projects and reveals that fisheries projects showed the highest efficiencies but points out the weakness of environmental assessments for this type of project. In conclusion, the analyses presented here highlight the need to use a panel of complementary monitoring techniques, independently of the initial purpose of the artificial structures, to properly assess the impact of such structures on the local environment. It is recommended to adopt approaches that associate structural and functional ecology. An improved characterization of the role of AR should be integrated into future assessments, taking into account the complex framework of ecosystem structure and trophic relationships.

© 2021 Published by Elsevier B.V.
CC BY-NC-ND 4.0

Abbreviations: AHC, Ascending hierarchical classification; AR, Artificial reefs; ARMS, Autonomous Reef Monitoring Structures*; Eco, Ecological; MA, Material; Obj, Objectives; MCA, Multiple correspondence analysis; TC, Techniques

* Correspondence to: BOREA Biologie des Organismes et Ecosystèmes Aquatiques, UMR 8067 MNHN CNRS SU UA UCN IRD 207, Université de Caen Normandie, Esplanade de la paix, F-14032 Caen, France.

E-mail address: pascal.claquin@unicaen.fr (P. Claquin).

<https://doi.org/10.1016/j.gecco.2021.e01538>

2351-9894/© 2021 Published by Elsevier B.V.

CC BY-NC-ND 4.0

1. Introduction

Artificial reefs (AR) are man-made structures emplaced in aquatic environments that serve as habitats or shelters for organisms. AR have long been used to attract fish and the development of these structures has been intensified over the three last decades (Baine, 2001; Lowry et al., 2014; Santos et al., 2011). In the present study, we consider an artificial reef as a structure intentionally placed on the seabed aiming to mimicking natural reef functions that are able to protect, regenerate, concentrate and enhance populations of marine organisms (Guillen et al., 1994; Hunter and Sayer, 2009; Walles et al., 2016). This includes the protection (Silva et al., 2016) and regeneration of habitats (FAO, 2015) or the fisheries enhancement (Hackradt et al., 2011). However, AR with a defined objective such as ecosystem protection may have both positive and negative impacts on the local environment (Brickhill et al., 2005; Firth et al., 2016). This term excludes artificial islands, cables, pipelines, platforms, mooring and structures for coastal defence (e.g. breakwaters and dykes) which were primarily constructed for other purposes, as well as devices developed for fish aggregation that were used simply to attract fish in certain fishing areas, and wrecks that are accidentally present on the sea bed (FAO, 2015).

Despite the number and the diversity of projects and objectives of AR, their overall effectiveness have rarely been fully demonstrated. The assessment of AR performance is complex because of the multivariable factors and co-variation among descriptors to be taken into consideration. There is a tendency for research to obscure the main objectives of AR placement and many examples can be cited where self-assessment appears to be lacking in terms of evaluating performance (Baine, 2001). Monitoring is often limited to only a few species and/or the immediate environment with no complementary techniques using approaches such as process or structural ecology (Baine, 2001). Moreover, monitoring periods are highly variable, ranging from days to years. Research on AR involving studies of ecosystem functioning need to respond to the increased development of more sophisticated and complex techniques based on isotopes, organic indicators or molecular biology (Lima et al., 2019a). Ecological studies can be divided into two categories: structural ecology describes the ecosystem (species diversity, distribution, etc.) and functional ecology refers to the flow of energy and cycling of materials through structural components of the ecosystem (productivity, production, trophic web, carbon fixation, etc.) (Gómez et al., 2004; Villéger et al., 2008). There is also a great interest in investigating the coupling between function and diversity in the case of submerged AR.

These structures are usually expected to produce an overall increase in species richness by protecting some species, and also an increase and diversification of trophic contributions (Bodilis et al., 2011; Hixon and Beets, 1989; Piazza et al., 2005). The improvement in habitat is generally reflected in greater food availability and more shelter against predators, as well as new recruitment areas for juveniles of various species (benthic invertebrates or fish), which explains the increase in organism biomass associated with these structures after their installation (Perkol-Finkel et al., 2018; Sherman, 2002). The numerous reviews in the literature dealing with AR mainly concern management (Becker et al., 2018; Claudet and Pelletier, 2004; Lima et al., 2019a), recommendations and priorities (Bohnsack and Sutherland, 1985; Lima et al., 2019a), but also deal with social aspects (Carral et al., 2018; Lima et al., 2019a) as well as overall assessment with performance evaluation (Baine, 2001; Lee et al., 2018; Lima et al., 2019a).

In the present paper, a statistical approach is adopted combining the results of multiple scientific studies in order to improve the AR performance evaluation. This meta-analysis investigated the effectiveness of 162 AR by using several parameters including the shape and composition of materials used for their construction, the monitoring techniques, and the original purpose of the artificial reef in question. We define effectiveness as the performance of the structure in relation to the purpose of its emplacement or research objectives. Our analysis is based on a simplify Reef Performance Scale proposed by Baine (2001). This approach does not yield an absolute qualitative assessment but is based rather on the information and data provided by selected papers and reflects the interpretations of various different authors. The main objectives of this study are to bring impartial information on AR effectiveness according to their design, monitoring and purposes. Considering the large variety of AR studies, the lack of recent literature review and the necessity of an updated meta-analysis, the present study provides recommendations to improve the AR success rate by enhancing their performance assessment using appropriate monitoring techniques consistent with the initial purpose of the structure.

2. Methodology

This non-exhaustive analysis examines 126 papers dated from 1973 to 2019 covering 162 AR sites (Appendix B). When several AR sites are discussed in a given paper, each site is considered independently in our analysis. The bibliographic corpus was selected from 5771 publications listed in Web of Science from January to September 2019 using the following keywords: artificial reef and marine infrastructure. Relevant papers were selected based on three criteria: (1) scientific monitoring of the AR had to be included; (2) the AR had to have been intentionally deployed and (3) the structure had to be submerged in a marine or estuarine mesohaline environment, with a specified objective.

Each of the 126 papers was thoroughly analyzed to identify the specific AR design, local environment, location and monitoring techniques employed for the assessment as well as the initial objectives of the AR. This led to the establishment of 67 variables belonging to 12 categories, which were then separated into four groups: (1) environmental categories, (2) AR type, (3) monitoring categories and (4) AR effectiveness. Each of the 12 categories were independent and groups 1, 2 and 3 were strictly representative of the bibliographic corpus information. Some of these variables correspond to several sub-variables that can be grouped together into categories (Appendix C). Tables 1–3 present the 12 categories along with the 67 associated variables. Environmental categories correspond to the variables: geographic location, seabed type, salinity and AR depth of

Table 1
Environmental variables (four categories) with their code used in the statistical analyses.

Environmental categories							
Geographic location		Seabed substrate		Salinity		AR immersing depth	
Tropical	Climate_Tropical	Sandy	Seabed_Sandy	>30	Salinity_Inf30	Intertidal	Depth_Inter
Temperate	Climate_Temperate	Hard	Seabed_Hard	<30	Salinity_Sup30	0.1–10 m	Depth_10
Subarctic	Climate_Subartic	Muddy	Seabed_Muddy			11–20 m	Depth_20
		Corals	Seabed_Corals			21–50 m	Depth_50
		Seagrass	Seabed_Seagrass			>to 51 m	Depth_51
		Artificial	Seabed_Artificial				

Table 2
Artificial reef variables (four categories) with their code used in the statistical analyses.

Artificial reef variables							
AR facility volume		AR shape		AR material		AR purpose	
0–100 m ³	Volume_100	ARMS	AR_ARMS	EConcrete®	MA_ECO	Fisheries enhancement	Obj_Fisheries
101–1000 m ³	Volume_1000	Bags	AR_bags	Shells	MA_Shells	Biocenosis protection	Obj_BiocenosisP
>to 1001 m ³	Volume_1001	Blocs	AR_blocs	Wood	MA_Wood	Biocenosis restoration	Obj_BiocenosisR
		Cages	AR_Cages	Plastics	MA_Plastics	Experimental	Obj_Experimental
		Cubics	AR_Cubics	Rocks	MA_Rocks		
		Pyramidal	AR_Pyram	Tires	MA_Tires		
		Vertical	AR_Vert	Asbestos	MA_abest		
		Multipods	AR_Multi	Ceramic	MA_Ceramic		
		Tires	AR_tires	Concrete	MA_Concrete		
		ReefBalls®	AR_ReefB	Metal	MA_Metal		
		Vehicle	AR_Vehi	Fiberglass	MA_Fiberglass		
		Plates	AR_Plates				
		Cylindrical	AR_Cyl				
		Other	AR_Other				

immersion (Table 1). AR categories correspond to AR facility volume, AR shape, AR material and AR purpose (Table 2). The AR purpose category is divided into four variables. Fisheries enhancement corresponds to the sole purpose of improving fishing. Biocenosis protection corresponds to the immersion of an AR to physically protect an existing ecosystem against a threat. Biocenosis restoration corresponds to the immersion of an AR to rebuild an ecosystem by creating a new habitat. Finally, experimental purpose corresponds to the immersion of the AR as part of a scientific experiment and biocenosis restoration means reconstructing an ecosystem, i.e., a habitat, to promote its colonization by the living organisms associated with the original habitat. In the case of an AR fitted more than the variable (e.g. concrete and metal), it is considered in all of the relevant variables.

The third group (Table 3) corresponds to AR monitoring variables including monitoring techniques, ecological monitoring and immersion time. The ecological monitoring category provides information about the ecological nature of the monitoring techniques used. Ecological monitoring may be structural or functional. It also includes biodiversity measurements and ecological process. Structural ecology mostly involves descriptive techniques; functional ecology refers to relations, dealing with the fluxes between different trophic compartments. Ecological process corresponds to production measurements, including trophic and non-trophic interactions.

Submersion time corresponds to the duration of immersion of the AR according to the monitoring period. “Short Time” corresponds to periods between a day and a month, “Intermediate Time” to periods of between a month and a year and “Long Time” to periods longer than a year.

AR effectiveness is evaluated according to the interpretations of each paper with respect to the stated objectives. This evaluation is based on the Reef Performance Scale drawn up by Baine (2001). The Reef Performance Scale is an indicator of reef performance in relation to its given purpose. Our intention is not to provide an absolute assessment of AR effectiveness but rather to reflect the author’s interpretation. Baine’s scale is composed of seven levels from –3 to +3, with negative levels corresponding to AR which fail in their objectives and which have a negative impact on the surrounding environment (–3), which yield no useful data (–2) or which produce questionable results (–1). Level 0 corresponds to AR with inconclusive performance showing negative and positive effects. Finally, positive levels correspond to AR which succeed in their objectives. Level +1 is attributed to AR with a limited success and which provide limited useful data; these AR require some changes and management to improve their effectiveness. Level +2 corresponds to AR that succeed partly in meeting their objectives and which require some minor changes of design or management. Level +3 corresponds to ARs that fully succeed in their objectives and which require no change. These AR provide useful data for the assessment of reef performance and management. Out of the 30 case studies exploited by Baine (2001), 29 yield an effectiveness distributed between 0 and +3.

Table 3
Monitoring variables (three categories) and artificial reef effectiveness variables, with codes used in the statistical analyses.

Monitoring variables				AR effectiveness variables			
Monitoring techniques		Ecological monitoring		Immerging time length		AR effectiveness	
Scrapings	TC_Scrap	Functional	Eco_Functional	Short (<1 months)	Time_Initial	Low	Eff_Weak
Spectrophotometry	TC_Spectro	Structural	Eco_Structural	Intermediate (<1 year)	Time_Intermediate	Moderate	Eff_Partial
CPCe software	TC_CPCE	Biodiversity measurements	Eco_Biodiv	Long (>1 year)	Time_Stable	High	Eff_Strong
Microscope observations	TC_Micro	Ecological process	Eco_Process				
Visual observations	TC_Visual						
SCUBA diving	TC_SCUBA						
Environmental parameters	TC_Env						
Pelagic measurements	TC_Fish						
Pictures	TC_Pic						

Our AR effectiveness evaluation is composed of three levels: low, moderate and high (Table 3). Low effectiveness corresponds to AR with extremely limited success or none. This level corresponds to level 0 on the Reef Performance Scale (Baine, 2001). These AR might have some negative impacts and require some management and design changes. Moderate effectiveness corresponds to AR with a limited success in their objectives, but which might have some other positive effects. This level corresponds to +1 on the Reef Performance Scale (Baine, 2001). These AR require some management and changes to increase their success. High effectiveness corresponds to AR that have succeeded in their objectives for a major part. This level corresponds to +2 and +3 on the Reef Performance Scale (Baine, 2001). These AR confer benefits on the surrounding environment and require little or no modifications to improve their effectiveness.

Statistical analyses were performed with R i386 3.5.1 (R Development Core Team, 2008), with FactoMineR (Lê et al., 2008) and ggplot2 (Wickham, 2009). The data frame is made up of a binary presence or absence (1 or 0) matrix with observations in rows and the sum of variables in columns. The matrix is presented in Appendix B. Ascending hierarchical classification (AHC) was performed on the total data base. The optimal number of clusters was calculated using the Gap statistical method. AHC provides information on the similarities and dissimilarities of selected papers. This technique is widely used in ecological sciences and data analysis (Azzag et al., 2006; Cullis et al., 2018; Dolan and Parker, 2005). Associated dendrograms are available in the Supplementary material. Correlation coefficients are calculated using Pearson's method to identify those variables which are correlated together. A correlation is considered significant when $P < 0.05$. These correlation coefficients are calculated between all variables from the total data set. Data analysis with coefficient correlations is commonly applied in the biological and ecological sciences (Obayashi and Kinoshita, 2009; Rupp et al., 2012). A graphic representation and the full set of results (R coefficients and p-values) is available in the Supplementary material.

3. Results

The selected AR show a worldwide distribution: 69 in Europe, 37 in Asia, 26 in North America, 10 in Central America, 5 in South America, 3 in Africa, 11 in Australia and 2 in the Pacific Ocean. However, this selection is not representative of the actual distribution of AR across the world.

3.1. Graphic representation of global data and dominant variables

Fig. 1 provides information on the main variables. The main shapes are cubic, cylindrical, plate, pyramidal and cage. The main construction material used is concrete. The main purposes of AR submersion are biocenosis restoration, fisheries enhancement and purely experimental (Fig. 1A). The main geographic locations are temperate and tropical. The selected depths for artificial structures are between 0.1 and 50 m. The main seabed substrate is sandy followed by muddy and hard bottoms (Fig. 1B). The main tools for monitoring are biodiversity assessment, SCUBA diving and visual observations with ecological structural monitoring (Fig. 1C).

3.2. Multiple correspondence analysis (MCA) representations with clusters

MCA (Fig. 2) was performed to identify those variables that could be used to distinguish the selected AR. The MCA represents all relevant variables that contribute more than 1% to the two first dimensions. Clusters groups (A to E) are represented as follows: group A is composed of 22 AR sites, B of 33, C of 11, D of 36 and E of 60. The two first dimensions explain 21.8% of the scatter plot. Dimensions 3 and 4 explain 7.7% and 7.3% of the data (Eigen values are available in Supplementary data). The weak cumulative variance of the two first MCA axes associated with the number of clusters reflects the disparity of the data due to the

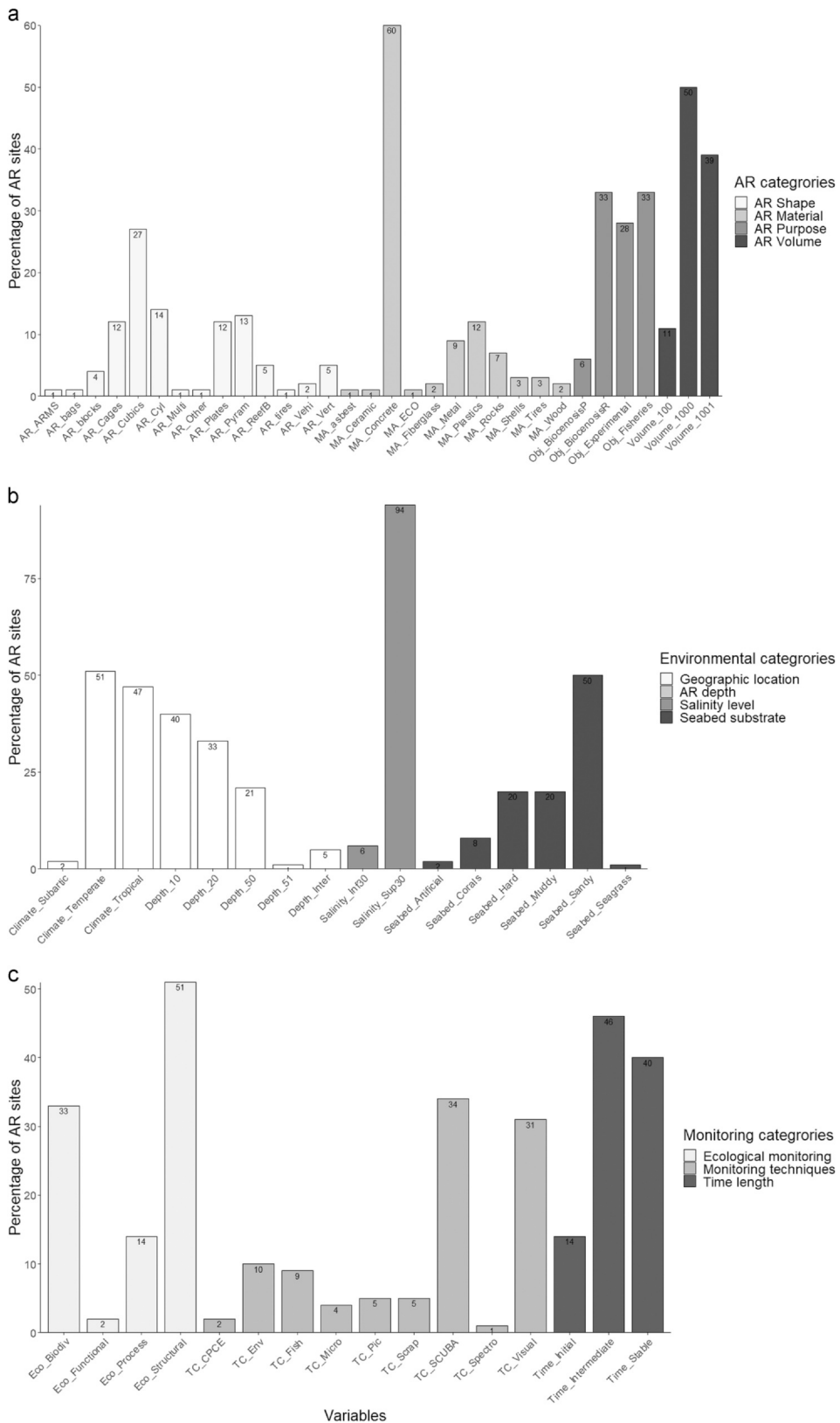


Fig. 1. Graphic representation of the percentage of artificial reef sites in terms of three categories of variables: AR type and purpose (1), environmental variables (2) and monitoring methods (3).

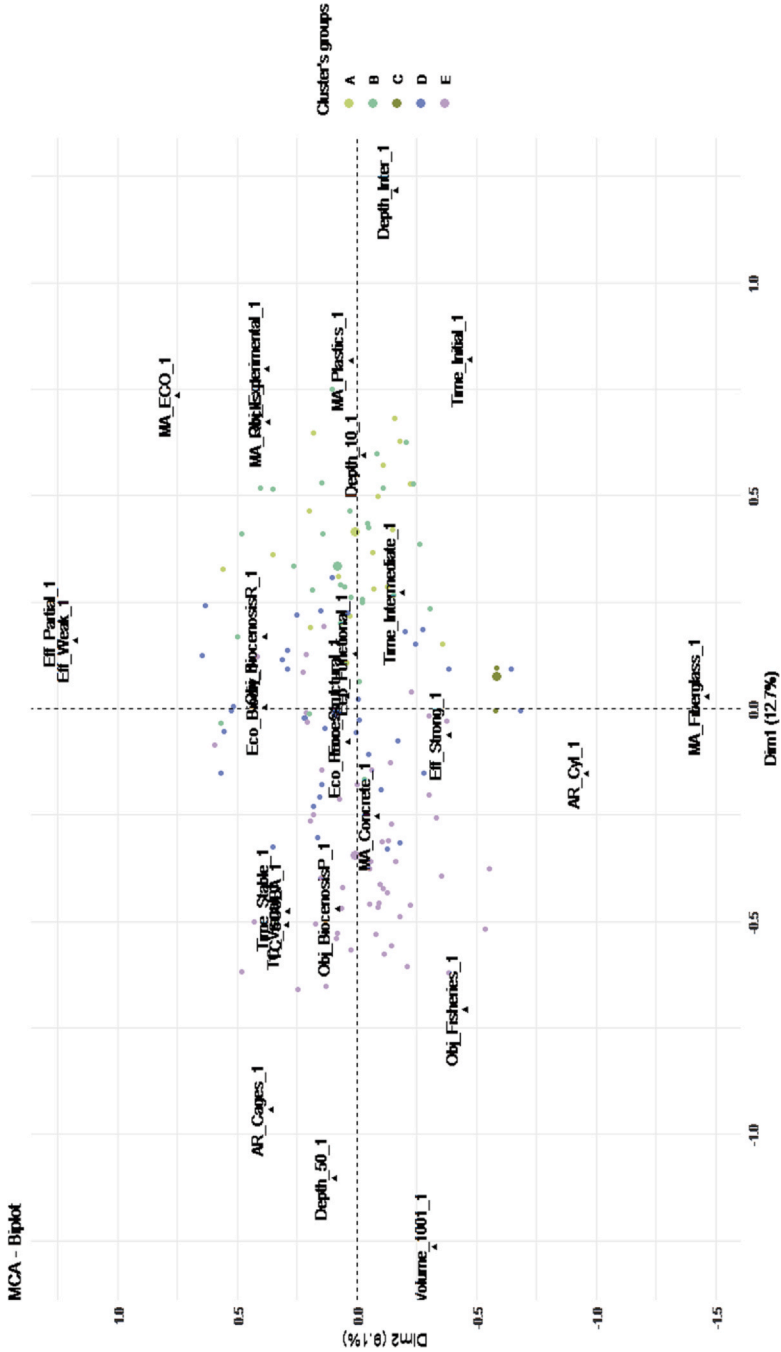


Fig. 2. Multiple correspondence analysis (MCA) of all the data with all the measured variables that contribute more than 1% to the two first dimensions. Clusters are represented (A to E) in different colors. (For interpretation of the references to color in this figure legend, the reader is referred to the web version of this article.)

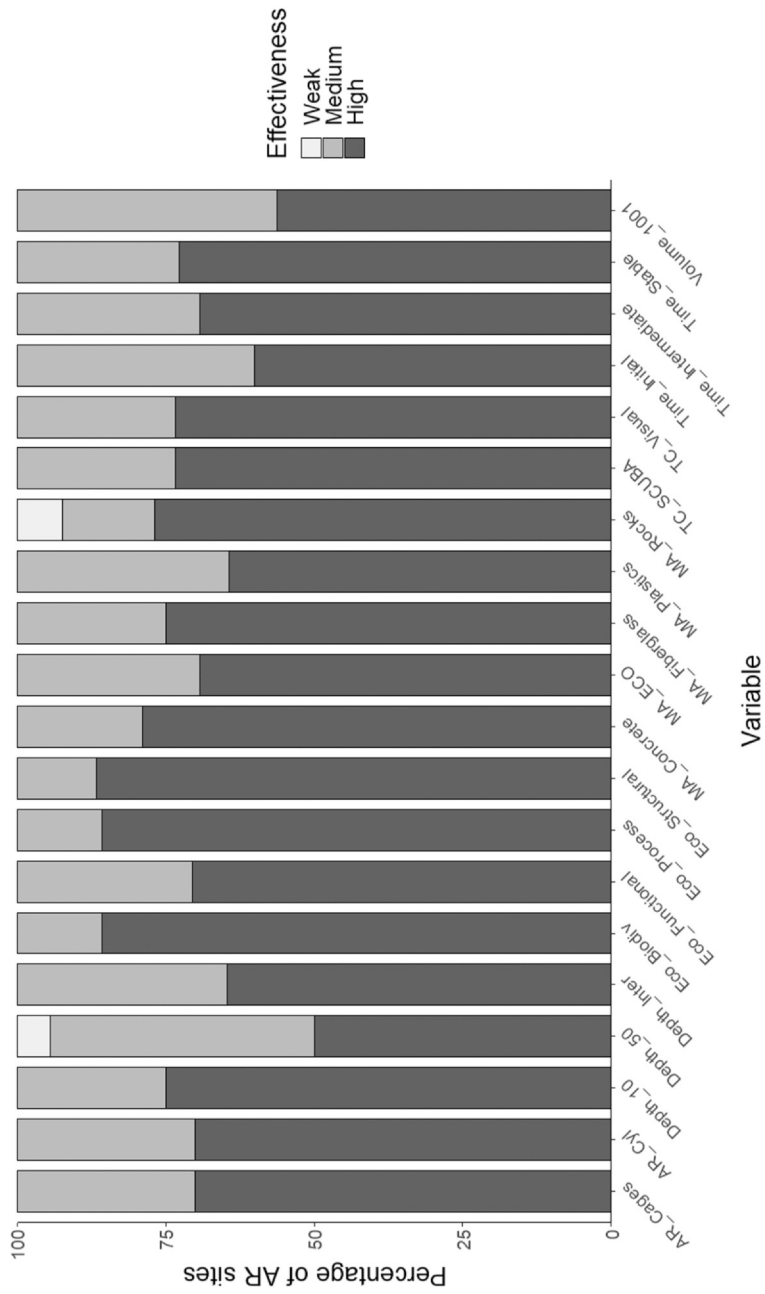


Fig. 3. Graphic representation of the percentage of AR sites in term of three effectiveness categories (weak, partial and strong) for each relevant variable (n=20) selected for the MCA representation.

diversity of AR projects worldwide with different purposes, in different ecosystems, using various shapes, materials and monitoring methods (Fig. 3).

Clusters A and B seem close and mostly comprise of elements such as experimental purpose; structural and functional ecology analysis; plastics, rocks, and EConcrete® materials; depth of submersion between 0 and 20 m; short and medium immersion periods. The group C dendrogram is composed of 11 AR studied by Kasim et al. (2013) in the tropical Indian Ocean. Cluster C describes the same variables as cluster D, situated between the dominant variable strong AR effectiveness and fisheries enhancement. Finally, cluster E is characterized by fisheries enhancement and biocenosis protection purposes, long immersion period, AR facility volume volumes higher than 1000 m³, cages shape, concrete construction material, visual census, SCUBA diving and pelagic measurement monitoring techniques.

3.3. Effectiveness analysis of relevant variables

The proportion of AR sites in term of effectiveness categories (weak, partial and strong) was calculated for the relevant variables selected for the previous MCA analysis. Cages and cylindrical shapes were the most effective's ones (70% in strong effectiveness). Depth of submersion between 0 and 10 m (75% in strong effectiveness) or intertidal (64.7% in strong effectiveness) were the most efficient ones. Concrete was the most effective material (79% in strong effectiveness), in comparison, plastics and rocks material seemed less efficient with respectively 35.7% in medium effectiveness and 7.7% in weak effectiveness. Long immersion period was the most effective (72.7% in strong effectiveness) in comparison with short one (60% in strong effectiveness).

3.4. Evaluation of artificial reef purposes

Fig. 4 shows the percentage of assessed effectiveness for each AR purpose. For each of the four different AR purpose, the main assessed effectiveness was high (always more than 73% of the AR sites). Moderate effectiveness represented between 14.9% for fisheries enhancement AR and 23.4% for experimental AR. Low effectiveness represented between 1.4% for fisheries enhancement AR and 7.7% for biocenosis protection AR.

3.5. Variable correlations according to the purpose

3.5.1. Fisheries enhancement purpose

The objective of improving fisheries is correlated with a high level of efficiency ($R=0.25$, $P=0.038$) as well as visual census ($R=0.36$, $P=0.002$), SCUBA diving ($R=0.34$, $P=0.005$) and pelagic measurements ($R=0.42$, $P<0.001$). This objective is also correlated with depths of submersion between 10 and 20 m ($R=0.33$, $P=0.006$) and 21–50 m ($R=0.59$, $P<0.001$), sandy substratum seabed ($R=0.32$, $P=0.007$), salinity >30 ($R=0.26$, $P=0.033$) and a temperate climate ($R=0.29$, $P=0.018$). Fisheries enhancement purpose is also correlated with several AR variables, such as cages ($R=0.49$, $P<0.001$), cylindrical shapes ($R=0.46$, $P<0.001$), pyramid shapes ($R=0.57$, $P<0.001$), cubic shapes ($R=0.74$, $P<0.001$) but also the concrete construction material ($R=0.58$, $P<0.001$).

3.5.2. Experimental purpose

The experimental purpose is correlated with microscopic analysis ($R=0.57$, $P<0.001$), CPCE software ($R=0.49$, $P<0.001$) and biodiversity analysis ($R=0.44$, $P<0.001$). This objective is also correlated with a structural ecology approach ($R=0.27$, $P=0.024$), submersion depths from 0 to 10 m in the intertidal zone ($R=0.51$, $P<0.001$ and $R=0.41$, $P<0.001$), artificial seabed ($R=0.35$, $P=0.004$) and short or medium immersion periods ($R=0.49$, $P<0.001$ and $R=0.32$, $P=0.008$). Experimental purpose is correlated with the following AR construction materials: plastic ($R=0.41$, $P<0.001$), ceramic ($R=0.28$, $P<0.022$), shells ($R=0.27$, $P=0.031$) and rocks ($R=0.44$, $P<0.001$); and with shapes made of bags ($R=0.24$, $P=0.048$), plates ($R=0.76$, $P<0.001$), and ARMS® ($R=0.43$, $P<0.001$). It is also correlated with the biocenosis restoration purpose ($R=0.25$, $P=0.029$).

3.5.3. Biocenosis protection purpose

The biocenosis protection purpose is correlated with a long immersion period ($R=0.34$, $P=0.005$), sandy and seagrass seabed substrates ($R=0.33$, $P=0.05$ and $R=0.44$, $P<0.001$) and submersion depths between 11 and 20 m ($R=0.25$, $P=0.041$). This purpose is correlated with AR volume >1001 m³ ($R=0.29$, $P=0.020$) and with EConcrete® construction material ($R=0.29$, $P=0.023$). Finally, biocenosis protection is correlated with visual observations ($R=0.35$, $P=0.004$) and SCUBA diving ($R=0.29$, $P=0.017$).

3.5.4. Biocenosis restoration purpose

The biocenosis restoration purpose is correlated with lower efficiency ($R=0.23$, $P=0.06$) and salinity <30 ($R=0.28$, $P=0.027$). It is correlated with biodiversity measurements ($R=0.24$, $P=0.041$). The biocenosis restoration purpose is correlated

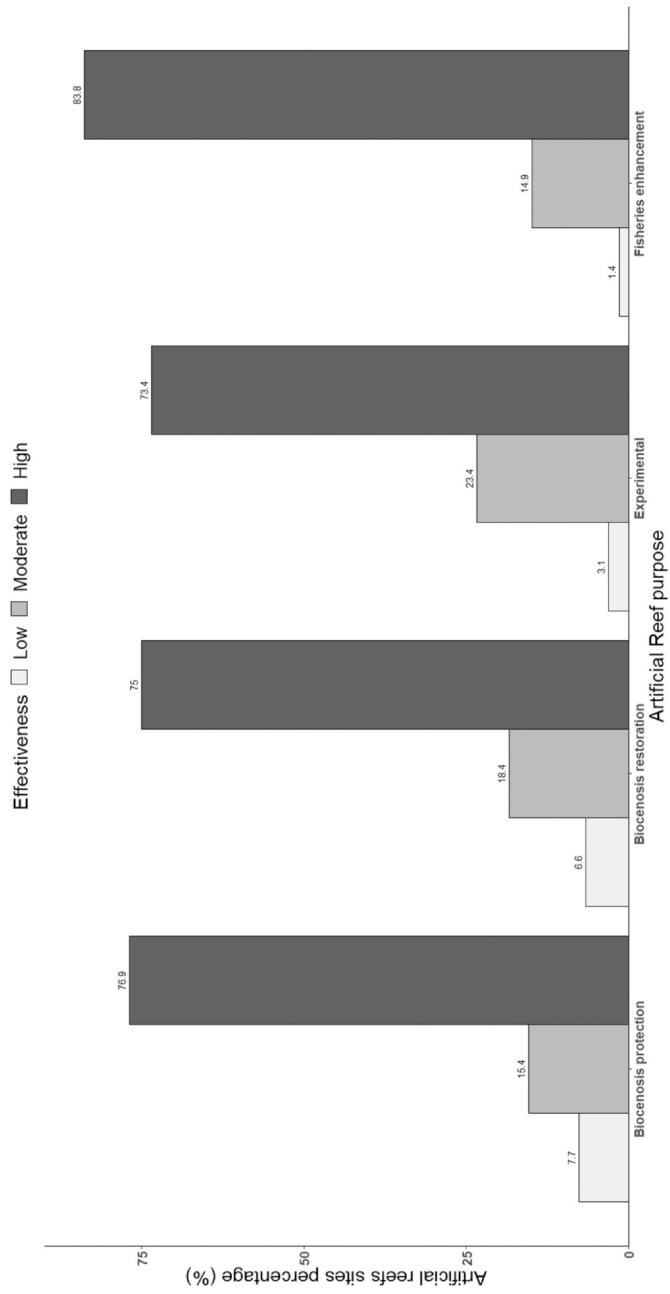


Fig. 4. Graphic representation of assessed effectiveness for each AR purpose.

with shapes made up of multipods ($R = 0.25$, $P = 0.041$) and ReefBalls® ($R = 0.44$, $P < 0.001$) and with tyres ($R = 0.35$, $P = 0.040$). Finally, the biocenosis restoration purpose is correlated with the experimental purpose ($R = 0.27$; $P = 0.029$).

4. Discussion

There is a great diversity of AR worldwide with a large range of different shapes, materials and purposes. In this study, we selected 162 AR from 126 scientific publications. A statistical approach on 67 common variables allowed us to describe the selected AR structures in terms of their design, location, objectives and the monitoring techniques used to assess their effectiveness.

4.1. Design, location and effectiveness of artificial reefs

Although AR are widely used around the world, their scientific monitoring is mainly performed in Europe (69 AR), Asia (37 AR) and North America (26 AR). However, the data set used in this paper does not represent the actual distribution of AR in the world because of the non-exhaustiveness of the analysis and the unequal nature of scientific monitoring of AR projects between regions. These structures are composed of different materials ($n = 11$), predominantly concrete (60%). There is also a wide diversity of shapes ($n = 14$), dominated by cubic structures (27%). Concrete AR are widely distributed across all continents. Our analysis shows a significant correlation between concrete material and high AR effectiveness due to the high fixation rate of marine organisms and the high level of colonization (Baine, 2001; Ido and Shimrit, 2015; Mos et al., 2019; Sempere-Valverde et al., 2018). Beside these performances, concrete AR were selected because they have a lower environmental impact than plastics such as PVC which are toxic and generate micro-plastic particles (Zhang et al., 2020). In this context, the development of biogenic materials such as EConcrete®, with addition of marine products including oyster shells to replace part of the sand, represent a sustainable solution which strengthens the coherence of AR projects by limiting the environmental footprint (Lima et al., 2019a; Perkol-Finkel et al., 2018; Walles et al., 2016). In the same vein, the European RECIF project had proposed the incorporation of crushed seashells of the queen scallop *Aequipecten opercularis* (Linnaeus, 1758) into the substrate of concrete blocks through the development of innovative building materials for AR (Cuadrado Rica et al., 2016; Cuadrado-Rica et al., 2016).

Moreover, the design of AR has a significant impact on their effectiveness. According to our analysis, the most efficient shape is cylindrical. However, AR shape has a limited impact on efficiency in comparison to AR size. Our analysis points out that AR facility volume higher than 1000 m^3 are significantly correlated with a high effectiveness. Large structures could create upwelling phenomenon and promote the primary production and, hence, the local fishery (Bortone et al., 2011). Furthermore, our meta-analysis shows that surface heterogeneity is an important condition affecting the AR efficiency. An increase of surface complexity promotes biodiversity and facilitates colonization (Boaventura et al., 2006; Hageman et al., 2013; Loke and Todd, 2016; Paalvast, 2015). Large holes addition to AR could markedly enhance the holding capacity of a reef for fish of reproductive ages (Bortone et al., 2011). Orientation as a function of currents and/or light are also key factors influencing colonization by ecosystem engineer species, as well as larval recruitment and benthic biodiversity (Boaventura et al., 2006; Loke and Todd, 2016).

Geographic location does not have a significant influence on AR efficiency in the papers selected for this study. However, AR shape and material are found to differ as a function of latitudes. Tropical climates are correlated with two different AR shapes (vertical and tyres) and four construction materials (ceramic, concrete, plastics and tyres). Temperate climate locations are only correlated with concrete material and two shapes (cubic and cages). This difference could be explained by a discrepancy of objectives of AR projects between low and higher latitudes. Our analysis shows that tropical climate is correlated with experimental purpose, which might lead to the large diversity of AR shapes and materials, while temperate climate is correlated with fisheries enhancement and to a lesser extent to biocenosis protection. It is interesting to note that most artificial structures in temperate climates mainly have an economic objective.

4.2. Assessment of artificial reef purpose

Because the reef effect induces fish aggregation and increases the capture rate (Becker et al., 2019; Bortone et al., 2011; Hackradt et al., 2011; Koeck et al., 2011), AR projects are found to be highly efficient in promoting fisheries in our analysis. Clear objectives contribute to a rational and scientific approach to AR evaluation. The fisheries enhancement purpose represents 33% of the purpose variable category. This variable is highly correlated with cluster E, which is the largest group (60 AR) and with cluster C. Group C is different because all the AR originate from the same study (Kasim et al., 2013). These latter authors submerged AR at 11 sites along the Indian coastline with a fisheries enhancement objective. They demonstrated the notable economic benefits of these structures for local fishermen compared with adjacent natural reefs. Many studies have reported that a large number of fisheries actors and the rising interest of the fishing industry in AR projects are relevant factors playing an essential role in the success and economic value of artificial reefs. The fisheries enhancement variable is correlated with a limited number of shapes, construction materials and monitoring techniques, highlighting the fact that AR projects targeting

fisheries enhancement reach their objective of attracting fish. However, as reported in the literature, the apparent success of such structures might mask the negative effects on the ecosystem. Attraction local fish biomass without any increase of productivity in the area could lead to overfishing and/or an increase of accidental captures (Jensen et al., 2000; Smith et al., 2016; Whitmarsh et al., 2008).

The experimental purpose is correlated with four different monitoring techniques, five AR shapes and two AR construction materials. In contrast to the fisheries enhancement purpose, the effectiveness of experimental AR seems to be moderate in our analysis even if the correlation between each variable is not highly significant. The difference in effectiveness between these two purposes could be explained by the greater heterogeneity of monitoring techniques, shapes and materials used for experimental AR. For example, Paalvast (2015) used concrete slabs to assess the settlement of algae and macrofauna on a breakwater (Netherlands), while Brown (2005) used four different substrata (wood, rubber, steel and PVC) to record their influence on epifaunal assemblages in Loch Linnhe (Scotland, UK) and Fariñas-Franco et al. (2013) used scallop shells to assess the importance of habitat complexity in recruitment in Strangford Lough (Northern Ireland, UK). Most experimental AR are built to investigate the performance of different materials or shapes, thereby explaining the higher proportion of these variables compared to other purposes, and also the lower effectiveness of experimental reefs compared to other types of AR. We show that biocenosis restoration purpose is correlated with the experimental purpose where many types of shapes and construction materials are used (concrete, plastic, fibreglass, tyres, stone) (Clark and Edwards, 1999; Walker et al., 2002; Kotb, 2013). As previously mentioned, this diversity of AR types leads to a low effectiveness.

Submersion time and depth are key factors for the success of AR that influence the efficiency according to the purpose of deployment. Submersion time is an important variable that affects the effectiveness of AR. This variable is correlated with biocenosis restoration and fisheries enhancement purposes. On the contrary, short submersion time is correlated with experimental AR purpose, often because of a strict legislation (London Convention and Protocol, 2009). This highlights the fact that economic AR, such as those targeting fisheries enhancement, are submerged for very long or even unlimited periods (Bortone et al., 2011; Charbonnel and Bachet, 2010). Fish and benthic communities showed progressive evolution on several years after the immersion of AR highlighting the importance of long term surveys (Bortone et al., 2011; Relini et al., 2002). Short term survey may not be long enough to record the overall influence of an AR on its environment, the survey need to be conducted over several years (Seaman, 2000; Seaman and Sprague, 1991). Another key factor is the submersion depth, which plays an important role in maximizing the efficiency of the reef. In our analysis, submersion depths in the photic zone between 11 and 20 m led to the highest recorded effectiveness; this result might be explained by the fact that these depths correspond to the depths of AR targeting fisheries enhancement.

4.3. Assessment of monitoring techniques

The assessment of monitoring techniques considers the scientific protocols deployed and the survey duration. For example, for fisheries assessment, long-term monitoring is required to prevent any undesirable consequences such as overfishing (Ajemian et al., 2015; Smith et al., 2016). Otherwise, this approach involves protocols with trusted communication between the local fishermen and the AR project managers to maximize the efficiency and longevity of the monitoring and the structures (Keller et al., 2017; Lima et al., 2019b; Ramos et al., 2019). Pelagic measurements including gill and trammel nets to make catch per unit effort estimations are largely used to the fish abundance and biomass estimations, combining with visual observations these techniques provided a relatively accurate image of fish assemblages (Seaman and Sprague, 1991). Several AR projects did not have any real monitoring protocol or used only a small range of techniques to a limited extent (Gregg, 1995; Kasim et al., 2013); this point was already made by Koeck et al. (2011). This was the case in some AR projects dealing with protection areas or fish concentration, which were usually poorly documented. However, most of the AR projects cited in the present study were evaluated using the structural ecology approach which provides information such as biodiversity or species abundance for a variable number of ecosystem compartments. In many projects focused on fisheries, only a partial vision of the AR-associated ecosystem is considered (Cresson et al., 2014). Ecological process monitoring techniques (trophic fluxes, non-trophic interaction including ecosystem engineering, carbon and nitrogen cycles, productivity, etc.) are essential to understand the mechanisms and interactions between living organisms and their environment. This type of monitoring allows us to study functional ecology on AR sites. In our analysis, the functional ecology approach includes all papers that deal with trophic fluxes (Carvalho et al., 2013; Mazzei and Biber, 2015). For example, Cresson et al. (2014) pointed out the importance of integrating functional ecology techniques to allow a satisfactory evaluation of biomass production associated with AR in the bay of Marseilles. In their study, Cresson et al. (2014) used stable isotopic ratios to characterize the trophic network associated with the AR, thus providing an integrative view of trophic relationships. Surprisingly, in our analyses, the functional ecology approach appears to be correlated with low AR effectiveness. This result is probably due to the small number of the selected papers dealing with this topic (2%) as well as the caution shown by authors in their interpretations in comparison, for example, to fisheries or area protection assessment.

The lack of efficient monitoring techniques, or perhaps their suboptimal utilization, underlines the importance of choosing an appropriate complementary technique (i.e. functional and structural ecology approaches) for the evaluation of AR

performance. As highlighted by this study, trophic food web, primary productivity and associated assemblages are also key indicators allowing a complete assessment of the AR function (Seaman, 2000). Seaman (2000) has published recommendations on AR evaluation, stressing the importance of defining the AR objectives and the success criteria used to optimize the monitoring techniques and evaluation plan. The choice of monitoring techniques to evaluate the structure performance must fit its primary objective. However, it is not sufficient to focus just on the primary objective. A study plan should integrate an evaluation before and after the AR deployment with an important frequency of sampling (Seaman, 2000; Seaman and Sprague, 1991). When it's possible, monitoring protocols should be standardized and overly complex study designs avoided (Bortone, 2006). As mentioned above, simply monitoring AR design to enhance fisheries or physically protect an area are frequently associated with incomplete monitoring protocols (Piazza et al., 2005). Even if a positive effect is recorded with respect to the original purpose of the AR, it is difficult to ensure sustainable management of the structures and, consequently, any long-lasting positive impact, without comprehensive monitoring techniques using the function ecology approach.

5. Conclusions

The binary nature (presence or absence) of the data frame might explain the massive loss of detailed information in the scientific literature. While the 67 studied variables are the most representative of the selected papers, there are many other aspects not included in this statistical analysis such as the surrounding environment or non-indigenous species. Our study nevertheless represents an objective view of the quantitative and qualitative aspects of artificial reefs. It reveals the wide variety of artificial reefs in the world. Independently of any purpose, the effectiveness of AR depends to a great extent on the properties of these structures.

Concrete with high roughness is by far the most widely used material and seems to be one of the most efficient. The rugosity of the substrate would increase the surface available for settlement and can consequently increase the biomass, the coverage percentage and the primary production of the structure. Further studies should investigate the micro-scale topography influence of the AR surface on the first colonization steps after its immersion. In addition, this material ensures high resistance and does not produce pollutants. The construction material seems to be more important than the shape of the structure, but our results nevertheless suggest that cylindrical or cubic designs are best.

The selection of monitoring techniques is an important factor for the assessment of AR effectiveness. That means selecting the appropriate monitoring techniques must be carefully thought out and include complementary methods. To limit potential negative impacts, and ensure sustainable management and a proper assessment, appropriate monitoring techniques including functional analysis may be necessary to obtain a full understanding of the AR and its impact.

Optimal monitoring should be seasonal and continue for at least 5 years. It is also important to assess different trophic groups to correctly evaluate the effect of the AR on the associated ecosystem and at least on the primary producers, primary consumers, benthic fauna and secondary consumers, and modeled the trophic network before and after the deployment of AR (Cresson et al., 2019). Strategically, the selection of the monitoring techniques should be correctly divided between structural and functional approach. Biological indicators like diversity and abundance should be measured by visual census, picture analysis and microscopic observations. Ecological processes (i.e. trophic webs, productivity, production, etc.) should be assessed by isotopic analysis, primary productivity and production measurements, and trophic food web functioning. In addition, environmental parameters such as temperature, nutrients, depth or light and surrounding ecosystem should also be assessed in order to evaluate the impact of AR on it.

Declaration of Competing Interest

The authors declare that they have no known competing financial interests or personal relationships that could have appeared to influence the work reported in this paper.

Acknowledgements

The results presented were obtained in the collaborative project Interreg Va MARINEFF, selected under the European Cross-border Programme INTERREG FMA, and co-funded by the ERDF. The authors wish to thank the co-financiers and all project partners for their support. This work was funded by the University of Caen-Normandie (France), the Interreg Va MARINEFF project and the European Union. Dr M.S.N. Carpenter post-edited the English style and grammar.

Appendix A. Supporting information

Supplementary data associated with this article can be found in the online version at [doi:10.1016/j.gecco.2021.e01538](https://doi.org/10.1016/j.gecco.2021.e01538).

Appendix B

See Table B1.

Table B1

Complete table of the references used in this study. Artificial reef numbers correspond to the values in the dendrograms and MCA plots.

Artificial reef number	Reference
2, 82	Alevizon, W., Gorham, J., 1989. Effects of artificial reef deployment on nearby resident fishes. <i>Bull. Mar. Sci.</i> 44, 646–661.
1	Al-Horani, F.A., Khalaf, M.A., 2013. Developing artificial reefs for the mitigation of man-made coral reef damages in the Gulf of Aqaba, Red Sea: coral recruitment after 3.5 years of deployment. <i>Mar. Biol. Res.</i> 9, 749–757. https://doi.org/10.1080/17451000.2013.765582
92	Ammar, M.S.A., Mahmoud, M.A., 2005. A new innovated and cheap model in building artificial reefs. <i>Egypt. J. Aquat. Res.</i> 31, 13. https://doi-org.inee.bib.cnrs.fr/10.1080/17451000.2013.765582
142	Angel, D.L., Spanier, E., 2002. An application of artificial reefs to reduce organic enrichment caused by net-cage fish farming: preliminary results. <i>ICES J. Mar. Sci.</i> 59, S324–S329.
137	Badalamenti, F., Chemello, R., D'Anna, G., Henriquez Ramos, P., Riggio, S., 2002. Are artificial reefs comparable to neighbouring natural rocky areas? A mollusc case study in the Gulf of Castellammare (NW Sicily). <i>ICES J. Mar. Sci.</i> 59, S127–S131. https://doi.org/10.1006/jmsc.2002.1265
96	Becker, A., Smith, J.A., Taylor, M.D., McLeod, J., Lowry, M.B., 2019. Distribution of pelagic and epibenthic fish around a multi-module artificial reef-field: close module spacing supports a connected assemblage. <i>Fish. Res.</i> 209, 75–85. https://doi.org/10.1016/j.fishres.2018.09.020
3	Beets, J., Hixon, M., 1994. Distribution, Persistence, and Growth of Groupers (pisces, Serranidae) on artificial and natural patch reefs in the Virgin Islands. <i>Bull. Mar. Sci.</i> 55, 470–483.
142	Boaventura, D., Moura, A., Leitão, F., Carvalho, S., Cúrdia, J., Pereira, P., Fonseca, da, Santos, M.N. dos, Monteiro, C.C., 2006. Macrobenthic colonisation of artificial reefs on the Southern Coast of Portugal (Ancão, Algarve). <i>Hydrobiologia</i> 555, 335–343. https://doi.org/10.1007/s10750-005-1133-1
114	Bodilis, P., Seytre, C., Charbonnel, E., Francour, P., 2011. Monitoring of the artificial reef fish assemblages of Golfe Juan Marine Protected Area (France, North-Western Mediterranean). <i>Braz. J. Oceanogr.</i> 59, 167–176. https://doi.org/10.1590/S1679-87592011000300018
4	Bohnsack, J., Harper, D., McClellan, D., Hulsbeck, M., 1994. Effects of reef size on colonization and assemblage structure of fishes at artificial reefs off Southeastern Florida, U.S.A. <i>Bull. Mar. Sci.</i> 55, 796–823.
99	Bombace, G., Fabi, G., Fiorentini, L., Speranza, S., 1994. Analysis of the efficacy of artificial reefs located in 5 different areas of the Adriatic Sea. <i>Bull. Mar. Sci.</i> 55, 559–580.
132	Briones-Fourzán, P., Lozano-Álvarez, E., 2001. Effects of artificial shelters (Casitas) on the abundance and biomass of juvenile spiny lobsters <i>Panulirus argus</i> in a habitat-limited tropical reef lagoon. <i>Mar. Ecol. Prog. Ser.</i> 221, 221–232. https://doi.org/10.3354/meps221221
101	Brown, C.J., 2005. Epifaunal colonization of the Loch Linnhe artificial reef: Influence of substratum on epifaunal assemblage structure. <i>Biofouling</i> 21, 73–85. https://doi.org/10.1080/08927010512331344197
5	Bull, A., Kendall, J., 1994. An indication of the process - offshore platforms as artificial reefs in the Gulf-of-Mexico. <i>Bull. Mar. Sci.</i> 55, 1086–1098.
100	Callaway, R., 2018. Interstitial space and trapped sediment drive benthic communities in artificial shell and rock reefs. <i>Front. Mar. Sci.</i> 5, UNSP 288. https://doi.org/10.3389/fmars.2018.00288
6	Carr, M., Hixon, M., 1995. Predation effects on early post-settlement survivorship of coral-reef fishes. <i>Mar. Ecol. Prog. Ser.</i> 124, 31–42. https://doi.org/10.3354/meps124031
8	Carr, M.H., Hixon, M.A., 1997. Artificial reefs: the importance of comparisons with natural reefs. <i>Fisheries</i> 22, 28–33. <a href="https://doi.org/10.1577/1548-8446(1997)022<0028:ARTIOC>2.0.CO;2">https://doi.org/10.1577/1548-8446(1997)022<0028:ARTIOC>2.0.CO;2
7	Carvalho, S., Moura, A., Cúrdia, J., Cancela da Fonseca, L., Santos, M.N., 2013. How complementary are epibenthic assemblages in artificial and nearby natural rocky reefs? <i>Mar. Environ. Res.</i> 92, 170–177. https://doi.org/10.1016/j.marenvres.2013.09.013
9	Castège, I., Milon, E., Fourneau, G., Tauzia, A., 2016. First results of fauna community structure and dynamics on two artificial reefs in the south of the Bay of Biscay (France). <i>Estuar. Coast. Shelf Sci.</i> 179, 172–180. https://doi.org/10.1016/j.ecss.2016.02.015
10	Charbonnel, E., Bachet, F., 2010. Artificial reefs in the Cote Bleue Marine Park: assessment after 25 years of experiments and scientific monitoring, in: Ceccaldi, H.-J., Dekeyser, I., Girault, M., Stora, G. (Eds.), <i>Global Change: Mankind-Marine Environment Interactions</i> . Springer Netherlands, Dordrecht, pp. 73–79. https://doi.org/10.1007/978-90-481-8630-3_13
11, 12, 13, 14, 15	Charbonnel, E., Serre, C., Ruitton, S., Harmelin, J.-G., Jensen, A., 2002. Effects of increased habitat complexity on fish assemblages associated with large artificial reef units (French Mediterranean coast). <i>ICES J. Mar. Sci.</i> 59, S208–S213. https://doi.org/10.1006/jmsc.2002.1263
16	Christie, H., 2007. Artificial reefs (Runde Reef) in South Norway. Norwegian Institute for Water Research (NIVA).
106	Clark, S., Edwards, A., 1994. Use of artificial reef structures to rehabilitate reef flats degraded by coral mining in the Maldives. <i>Bull. Mar. Sci.</i> 55, 724–744.
17	Clark, S., Edwards, A.J., 1999. An evaluation of artificial reef structures as tools for marine habitat rehabilitation in the Maldives. <i>Aquat. Conserv. Mar. Freshw. Ecosyst.</i> 9, 5–21. <a href="https://doi.org/10.1002/(SICI)1099-0755(199901/02)9:1<5::AID-AQC330>3.0.CO;2-U">https://doi.org/10.1002/(SICI)1099-0755(199901/02)9:1<5::AID-AQC330>3.0.CO;2-U

(continued on next page)

Table B1 (continued)

Artificial reef number	Reference
140	Coll, J., Moranta, J., Renones, O., Garcia-Rubies, A., Moreno, I., 1998. Influence of substrate and deployment time on fish assemblages on an artificial reef at Formentera Island (Balearic Islands, western Mediterranean). <i>Hydrobiologia</i> 385, 139–152. https://doi.org/10.1023/A:1003457810293
131	CREOCEAN, 2003. Impact des récifs artificiels sur le milieu marin et la pêche professionnelle dans le golfe d'Aigues-Mortes (No. 100049). CREOCEAN.
19	Cresson, P., Ruitton, S., Harmelin-Vivien, M., 2014. Artificial reefs do increase secondary biomass production: mechanisms evidenced by stable isotopes. <i>Mar. Ecol. Prog. Ser.</i> 509, 15–26. https://doi.org/10.3354/meps10866
18	Dalias, N., Scourzic, T., 2008. Suivi scientifique des récifs artificiels de Capbreton, Soustons/Vieux-Boucau, Messanges/Azur/Moliets. Année 3–2008. Contrat ALR & OCEANIDE.
89; 90, 91	D'anna, G., Badalamenti, F., Gristina, M., Pipitone, C., 1994. Influence of artificial reefs on coastal nekton assemblages of the Gulf of Castellammare (Northwest Sicily). <i>Bull. Mar. Sci.</i> 55, 418–433.
116	Danovaro, R., 2002. Influence of artificial reefs on the surrounding infauna: analysis of meiofauna. <i>ICES J. Mar. Sci.</i> 59, S356–S362. https://doi.org/10.1006/jmsc.2002.1223
103	Dupont, J.M., 2008. Artificial reefs as restoration tools: a case study on the West Florida Shelf. <i>Coast. Manag.</i> 36, 495–507. https://doi.org/10.1080/08920750802395558
108	Fabi, G., Fiorentini, L., 1994. Comparison between an artificial reef and a control site in the Adriatic Sea: analysis of four years of monitoring. <i>Bull. Mar. Sci.</i> 55, 538–558.
84	Fang, L., Chen, P., Chen, G., Tang, Y., Yuan, H., Feng, X., 2013. Preliminary evaluation on resources enhancement of artificial reef in the East Corner of Zhelang Shanwei. <i>Asian Agric. Res.</i> 5, 111–115.
20	Fariñas-Franco, J.M., Allcock, L., Smyth, D., Roberts, D., 2013. Community convergence and recruitment of keystone species as performance indicators of artificial reefs. <i>J. Sea Res.</i> 78, 59–74. https://doi.org/10.1016/j.seares.2012.10.008
21	Fariñas-Franco, J.M., Roberts, D., 2013. Early faunal successional patterns in artificial reefs used for restoration of impacted biogenic habitats. <i>Hydrobiologia</i> 727, 75–94. https://doi.org/10.1007/s10750-013-1788-y
111	Firth, L.B., Browne, K.A., Knights, A.M., Hawkins, S.J., Nash, R., 2016. Eco-engineered rock pools: a concrete solution to biodiversity loss and urban sprawl in the marine environment. <i>Environ. Res. Lett.</i> 11, 094015. https://doi.org/10.1088/1748-9326/11/9/094015
22, 23, 24	Firth, L.B., Thompson, R.C., Bohn, K., Abbiati, M., Airolidi, L., Bouma, T.J., Bozzeda, F., Ceccherelli, V.U., Colangelo, M.A., Evans, A., Ferrario, F., Hanley, M.E., Hinz, H., Hoggart, S.P.G., Jackson, J.E., Moore, P., Morgan, E.H., Perkol-Finkel, S., Skov, M.W., Strain, E.M., van Belzen, J., Hawkins, S.J., 2014. Between a rock and a hard place: Environmental and engineering considerations when designing coastal defence structures. <i>Coast. Eng.</i> 87, 122–135. https://doi.org/10.1016/j.coastaleng.2013.10.015
128	Fitzhardinge, R., Baileybrock, J., 1989. Colonization of artificial reef materials by corals and other sessile organisms. <i>Bull. Mar. Sci.</i> 44, 567–579.
107	Florisson, J.H., Tweedley, J.R., Walker, T.H.E., Chaplin, J.A., 2018. Reef vision: a citizen science program for monitoring the fish faunas of artificial reefs. <i>Fish. Res.</i> 206, 296–308.
25, 26, 27	Folpp, H., Lowry, M., Gregson, M., Suthers, I.M., 2013. Fish assemblages on estuarine artificial reefs: natural rocky-reef mimics or discrete assemblages? <i>PLoS One</i> 8, e63505. https://doi.org/10.1371/journal.pone.0063505
93	Fox, H.E., Pet, J.S., Dahuri, R., Caldwell, R.L., 2003. Recovery in rubble fields: long-term impacts of blast fishing. <i>Mar. Pollut. Bull.</i> 46, 1024–1031. https://doi.org/10.1016/s0025-326x(03)00246-7
97	Friedlander, A., Beets, J., Tobias, W., 1994. Effects of fish aggregating device design and location on fishing success in the U.S. Virgin-Islands. <i>Bull. Mar. Sci.</i> 55, 592–601.
133	Fujita, T., Kitagawa, D., Okuyama, Y., Jin, Y., Ishito, Y., Inada, T., 1996. Comparison of fish assemblages among an artificial reef, a natural reef and a sandy-mud bottom site on the shelf off Iwate, northern Japan. <i>Environ. Biol. Fishes</i> 46, 351–364. https://doi.org/10.1007/bf00005013
28	Gao, Q.-F., Shin, P.K.S., Xu, W.Z., Cheung, S.G., 2008. Amelioration of marine farming impact on the benthic environment using artificial reefs as biofilters. <i>Mar. Pollut. Bull.</i> 57, 652–661. https://doi.org/10.1016/j.marpolbul.2008.02.033
30	Gatts, P., Franco, M., dos Santos, L., Rocha, D., de Sá, F., Netto, E., Machado, P., Masi, B., Zalmon, I., 2015. Impact of artificial patchy reef design on the ichthyofauna community of seasonally influenced shores at Southeastern Brazil. <i>Aquat. Ecol.</i> 49, 343–355. https://doi.org/10.1007/s10452-015-9530-7
29	Gatts, P.V., Franco, M.A.L., Santos, L.N., Rocha, D.F., Zalmon, I.R., 2014. Influence of the artificial reef size configuration on transient ichthyofauna – Southeastern Brazil. <i>Ocean Coast. Manag.</i> 98, 111–119. https://doi.org/10.1016/j.ocecoaman.2014.06.022
102	Glasby, T.M., 1998. Estimating spatial variability in developing assemblages of epibiota on subtidal hard substrata. <i>Mar. Freshw. Res.</i> 49, 429–437. https://doi.org/10.1071/mf98008
134	Golani, D., Diamant, A., 1999. Fish colonization of an artificial reef in the Gulf of Elat, northern Red Sea. <i>Environ. Biol. Fishes</i> 54, 275–282. https://doi.org/10.1023/A:1007528210270
31	Gorham, J., Alevizon, W., 1989. Habitat Complexity and the Abundance of Juvenile Fishes Residing on Small-Scale Artificial Reefs. <i>Bull. Mar. Sci.</i> 44, 662–665.
143	Granneman, J.E., Steele, M.A., 2014. Fish growth, reproduction, and tissue production on artificial reefs relative to natural reefs. <i>ICES J. Mar. Sci.</i> 71, 2494–2504. https://doi.org/10.1093/icesjms/fsu082

(continued on next page)

Table B1 (continued)

Artificial reef number	Reference
126, 127	Gregg, K.L., 1995. Comparisons of Three Manufactured Artificial Reef Units in Onslow Bay, North Carolina. <i>North Am. J. Fish. Manag.</i> 15, 316–324. <a href="https://doi.org/10.1577/1548-8675(1995)015<0316:COTMAR>2.3.CO;2">https://doi.org/10.1577/1548-8675(1995)015<0316:COTMAR>2.3.CO;2
98	Guillen, J., Ramos, A., Martínez, L., Lizaso, J., 1994. Antitrawling Reefs and the Protection of <i>Posidonia-Oceanica</i> (<i>L. Delile Meadows in the Western Mediterranean-Sea - Demand and Aims. Bull. Mar. Sci.</i> 55, 645–650. https://doi.org/10.1553-6955
32	Gül, B., Lök, A., Özgül, A., Ula, A., Düzbastilar, F.O., Metrin, C., 2011. Comparison of fish community structure on artificial reefs deployed at different depths on turkish Aegean sea coast. <i>Braz. J. Oceanogr.</i> 59, 27–32. https://doi.org/10.1590/S1679-87592011000500005
33	Hackratt, C.W., Félix-Hackratt, F.C., García-Charton, J.A., 2011. Influence of habitat structure on fish assemblage of an artificial reef in southern Brazil. <i>Mar. Environ. Res.</i> 72, 235–247. https://doi.org/10.1016/j.marenvres.2011.09.006
34	Hanlon, N., Firth, L.B., Knights, A.M., 2018. Time-dependent effects of orientation, heterogeneity and composition determines benthic biological community recruitment patterns on subtidal artificial structures. <i>Ecol. Eng.</i> 122, 219–228. https://doi.org/10.1016/j.ecoleng.2018.08.013
35	Hassanzada, C.E., 2015. Biodiversity and Ecological Dynamics of Sciophilous Benthic Communities on Artificial Plates: Emphasis on Reef Sponges. Master's thesis. Nova Southeastern University. Retrieved from NSUWorks. (390). https://nsuworks.nova.edu/occ_stuetd/390 .
135	Heise, R.J., Bortone, S.A., 1999. Estuarine Artificial Reefs to Enhance Seagrass Planting and Provide Fish Habitat. <i>Gulf Mex. Sci.</i> 17, 59–74. https://doi.org/10.18785/goms.1702.01
36	Hepburn, L.J., Blanchon, P., Murphy, G., Cousins, L., Perry, C.T., 2014. Community structure and palaeoecological implications of calcareous encrusters on artificial substrates across a Mexican Caribbean reef. <i>Coral Reefs</i> 34, 189–200. https://doi.org/10.1007/s00338-014-1227-1
138	Hiscock, K., Sharrock, S., Highfield, J., Snelling, D., 2010. Colonization of an artificial reef in south-west England-ex-HMS "Scylla." <i>J. Mar. Biol. Assoc. U. K.</i> 90, 69–94. https://doi.org/10.1017/S0025315409991457
37	Hixon, M., Beets, J., 1989. Shelter Characteristics and Caribbean Fish Assemblages - Experiments with Artificial Reefs. <i>Bull. Mar. Sci.</i> 44, 666–680.
162	Humphries, A.T., La Peyre, M.K., Kimball, M.E., Rozas, L.P., 2011. Testing the effect of habitat structure and complexity on nekton assemblages using experimental oyster reefs. <i>J. Exp. Mar. Biol. Ecol.</i> 409, 172–179. https://doi.org/10.1016/j.jembe.2011.08.017
38	Ido, S., Shimrit, P.-F., 2015. Blue is the new green – Ecological enhancement of concrete based coastal and marine infrastructure. <i>Ecol. Eng.</i> 84, 260–272. https://doi.org/10.1016/j.ecoleng.2015.09.016
39	Kasim, H.M., Rao, G.S., Rajagopalan, M., Vivekanandan, E., Mohanraj, G., Kandasami, D., Muthiah, P., Jagdis, I., Gopakumar, G., Mohan, S., 2013. Economic performance of artificial reefs deployed along Tamil Nadu coast, South India. <i>Indian J. Fish.</i> 60, 1–8.
148, 149, 150, 151, 152, 153, 154, 155, 156, 157, 158	Kellison, G.T., Sedberry, G.R., 1998. The effects of artificial reef vertical profile and hole diameter on fishes off South Carolina. <i>Bull. Mar. Sci.</i> 62, 763–780.
40	Koeck, B., Pastor, J., Larenie, L., Astruch, P., Saragoni, G., Jarraya, M., Lenfant, P., 2011. Evaluation of impact of artificial reefs on artisanal fisheries: need for complementary approaches. <i>Braz. J. Oceanogr.</i> 59, 1–11. https://doi.org/10.1590/S1679-87592011000500002
117	Koenig, C.C., 2001. Oculina Banks: Habitat, Fish Populations, Restoration, and Enforcement. Report to the South Atlantic Fishery Management Council. (Report to the South Atlantic Fishery Management Council No. Report to the South Atlantic Fishery Management Council). Department of Biological Sciences Florida State University.
73	Komyakova, V., Chamberlain, D., Jones, G.P., Swearer, S.E., 2019. Assessing the performance of artificial reefs as substitute habitat for temperate reef fishes: Implications for reef design and placement. <i>Sci. Total Environ.</i> 668, 139–152. https://doi.org/10.1016/j.scitotenv.2019.02.357
159	Komyakova, V., Swearer, S.E., 2019. Contrasting patterns in habitat selection and recruitment of temperate reef fishes among natural and artificial reefs. <i>Mar. Environ. Res.</i> 143, 71–81. https://doi.org/10.1016/j.marenvres.2018.11.005
41	Konan-Brou, A.A., Guiral, D., 1994. Available algal biomass in tropical brackish water artificial habitats. <i>Aquaculture</i> 119, 175–190. https://doi.org/10.1016/0044-8486(94)90174-0
42	Kotb, M.M.A., 2013. Coral colonization and fish assemblage on an artificial reef off Hurghada, Red Sea, Egypt. <i>Egypt. J. Aquat. Biol. Fish</i> 17, 71–81.
83	Lal, R., Kininmonth, S., N'Yeurt, A.D.R., Riley, R.H., Rico, C., 2018. The effects of a stressed inshore urban reef on coral recruitment in Suva Harbour, Fiji. <i>Ecol. Evol.</i> 8, 11842–11856. https://doi.org/10.1002/ece3.4641
43	Langhamer, O., Wilhelmsson, D., 2009. Colonisation of fish and crabs of wave energy foundations and the effects of manufactured holes – A field experiment. <i>Mar. Environ. Res.</i> 68, 151–157. https://doi.org/10.1016/j.marenvres.2009.06.003
44	Leeworthy, V.R., Maher, T., Stone, E.A., 2006. Can artificial reefs alter user pressure on adjacent natural reefs? <i>Bull. Mar. Sci.</i> 78, 29–37.
144	Lenfant, P., Dalias, N., Pastor, J., Larenie, L., Astruch, P., 2007. Suivi des récifs artificiels de Leucate et Le Barcarès, Année 2: Été2006 – Automne 2006. Contrat SIVOM de Leucate et Le Barcarès & EPHE. Laboratoire Ecosystèmes Aquatiques Tropicaux et Méditerranéens UMR 5244 CNRS-EPHE-UPVD, 64.

(continued on next page)

Table B1 (continued)

Artificial reef number	Reference
87, 88	Lipcius, R.N., Burke, R.P., 2018. Successful recruitment, survival and long-term persistence of eastern oyster and hooked mussel on a subtidal, artificial restoration reef system in Chesapeake Bay. <i>Plos One</i> 13, e0204329. https://doi.org/10.1371/journal.pone.0204329
45	Loke, L.H.L., Todd, P.A., 2016. Structural complexity and component type increase intertidal biodiversity independently of area. <i>Ecology</i> 97, 383–393. https://doi.org/10.1890/15-0257.1
112, 113	Mazzei, V., Biber, P., 2015. Autotrophic net productivity patterns at four artificial reef sites in the Mississippi Sound. <i>Hydrobiologia</i> 749, 135–154. https://doi.org/10.1007/s10750-014-2160-6
46	Mercader, M., Mercière, A., Saragoni, G., Cheminée, A., Crec'hriou, R., Pastor, J., Rider, M., Dubas, R., Lecaillon, G., Boissery, P., Lenfant, P., 2017. Small artificial habitats to enhance the nursery function for juvenile fish in a large commercial port of the Mediterranean. <i>Ecol. Eng.</i> 105, 78–86. https://doi.org/10.1016/j.ecoleng.2017.03.022
47	Moura, A., da Fonseca, L.C., Cúrdia, J., Carvalho, S., Boaventura, D., Cerqueira, M., Leitão, F., Santos, M.N., Monteiro, C.C., 2008. Is surface orientation a determinant for colonization patterns of vagile and sessile macrobenthos on artificial reefs? <i>Biofouling</i> 24, 381–391. https://doi.org/10.1080/08927010802256414
48	Noh, J., Ryu, J., Lee, D., Khim, J.S., 2017. Distribution characteristics of the fish assemblages to varying environmental conditions in artificial reefs of the Jeju Island, Korea. <i>Mar. Pollut. Bull.</i> 118, 388–396. https://doi.org/10.1016/j.marpolbul.2017.02.066
49, 50	Ody, D., Harmelin, J.G., 1994. Influence de l'architecture et de la localisation des récifs artificiels sur leurs peuplements de poissons en Méditerranée. <i>Cybium</i> 18, 57–70.
129, 130	Özgül, A., Lök, A., Tansel Tannıkul, T., Alós, J., 2019. Home range and residency of <i>Scorpaena porcus</i> and <i>Scorpaena scrofa</i> in artificial reefs revealed by fine-scale acoustic tracking. <i>Fish. Res.</i> 210, 22–30. https://doi.org/10.1016/j.fishres.2018.10.008
51	Paalvast, P., 2015. The role of geometric structure and texture on concrete for algal and macrofaunal colonization in the marine and estuarine intertidal zone. Presented at the RECIF Conference on artificial reefs: from materials to ecosystems, ESITC Caen, France.
52, 53, 54, 55, 56, 57	Patranella, A., Kilfoyle, K., Pioch, S., Spieler, R.E., 2017. Artificial Reefs as Juvenile Fish Habitat in a Marina. <i>J. Coast. Res.</i> 336, 1341–1351. https://doi.org/10.2112/JCOASTRES-D-16-00145.1
58	Pech, D., Ardisson, P.-L., Bourget, E., 2002. Settlement of a Tropical Marine Epibenthic Assemblage on Artificial Panels: Influence of Substratum Heterogeneity and Complexity Scales. <i>Estuar. Coast. Shelf Sci.</i> 55, 743–750. https://doi.org/10.1006/ecss.2001.0933
115	Pelaprat, C., Chery, A., Lejeune, P., 2010. Suivi scientifique des récifs artificiels implantés en Corse – Année 2 (Plaine orientale – Biguglia) contrat STARESO/CRPMEM. STARESO. 22.
85	Pelaprat, C., Chery, A., Lejeune, P., 2009. Suivi scientifique des récifs artificiels implantés en Corse (Plaine orientale – Biguglia) contrat STARESO/CRPMEM. STARESO. 19.
86	Pennesi, C., Danovaro, R., 2017. Assessing marine environmental status through microphytobenthos assemblages colonizing the Autonomous Reef Monitoring Structures (ARMS) and their potential in coastal marine restoration. <i>Mar. Pollut. Bull.</i> 125, 56–65. https://doi.org/10.1016/j.marpolbul.2017.08.001
59, 60, 61	Penta, J.M., 2013. Changes in a Tropical Seagrass Environment After Installation of Small Artificial Reefs (Master's thesis). Nova Southeastern University. Retrieved from NSUWorks, Oceanographic Center. (157). https://nsuworks.nova.edu/occ_stuuetd/157 .
62	Perkol-Finkel, S., Benayahu, Y., 2009. The role of differential survival patterns in shaping coral communities on neighboring artificial and natural reefs. <i>J. Exp. Mar. Biol. Ecol.</i> 369, 1–7. https://doi.org/10.1016/j.jembe.2008.09.016
95	Perkol-Finkel, S., Benayahu, Y., 2005. Recruitment of benthic organisms onto a planned artificial reef: shifts in community structure one decade post-deployment. <i>Mar. Environ. Res.</i> 59, 79–99. https://doi.org/10.1016/j.marenvres.2004.03.122
63	Perkol-Finkel, S., Hadary, T., Rella, A., Shirazi, R., Sella, I., 2018. Seascape architecture – incorporating ecological considerations in design of coastal and marine infrastructure. <i>Ecol. Eng.</i> 120, 645–654. https://doi.org/10.1016/j.ecoleng.2017.06.051
66	Perkol-Finkel, S., Zilman, G., Sella, I., Miloh, T., Benayahu, Y., 2008. Floating and fixed artificial habitats: Spatial and temporal patterns of benthic communities in a coral reef environment. <i>Estuar. Coast. Shelf Sci.</i> 77, 491–500. https://doi.org/10.1016/j.ecss.2007.10.005
64, 65	Piazza, B.P., Banks, P.D., La Peyre, M.K., 2005. The Potential for Created Oyster Shell Reefs as a Sustainable Shoreline Protection Strategy in Louisiana. <i>Restor. Ecol.</i> 13, 499–506. https://doi.org/10.1111/j.1526-100X.2005.00062.x
104	Ponti, M., Fava, F., Perlini, R.A., Giovanardi, O., Abbiati, M., 2015. Benthic assemblages on artificial reefs in the northwestern Adriatic Sea: Does structure type and age matter? <i>Mar. Environ. Res.</i> 104, 10–19. https://doi.org/10.1016/j.marenvres.2014.12.004
67	Reeds, K.A., Smith, J.A., Suthers, I.M., Johnston, E.L., 2018. An ecological halo surrounding a large offshore artificial reef: Sediments, infauna, and fish foraging. <i>Mar. Environ. Res.</i> 141, 30–38. https://doi.org/10.1016/j.marenvres.2018.07.011
118	Rotllant, G., Aguzzi, J., Sarria, D., Gisbert, E., Sbragaglia, V., Río, J.D., Simeó, C.G., Månuel, A., Molino, E., Costa, C., Sardà, F., 2014. Pilot acoustic tracking study on adult spiny lobsters (<i>Palinurus mauritanicus</i>) and spider crabs (<i>Maja squinado</i>) within an artificial reef. <i>Hydrobiologia</i> 742, 27–38. https://doi.org/10.1007/s10750-014-1959-5

(continued on next page)

Table B1 (continued)

Artificial reef number	Reference
69	Rountree, R., 1990. Community Structure of Fishes Attracted to Shallow-Water Fish Aggregation Devices Off South-Carolina, USA. <i>Environ. Biol. Fishes</i> 29, 241–262. https://doi.org/10.1007/BF00001183
109	Sabater, M.G., Yap, H.T., 2004. Long-term effects of induced mineral accretion on growth, survival and corallite properties of <i>Porites cylindrica</i> Dana. <i>J. Exp. Mar. Biol. Ecol.</i> 311, 355–374. https://doi.org/10.1016/j.jembe.2004.05.013
94	Sanchezjerez, P., 2002. Effect of an artificial reef in <i>Posidonia meadows on fish assemblage and diet of Diplodus annularis</i> . <i>ICES J. Mar. Sci.</i> 59, S59–S68. https://doi.org/10.1006/jmsc.2002.1213
147	Santos, M., Monteiro, C., Leitão, F., 2011. The Role of Artificial Reefs in the Sustainability of Artisanal Fisheries, in: <i>Artificial Reefs in Fisheries Management</i> . CRC Press, pp. 221–237. https://doi.org/10.1201/b10910-15
119, 120	Santos, M.N., Monteiro, C.C., 1997. The Olhao artificial reef system (south Portugal): Fish assemblages and fishing yield. <i>Fish. Res.</i> 30, 33–41. https://doi.org/10.1016/S0165-7836(96)00567-X
70, 71	Santos, M.N., Monteiro, C.C., Gaspar, M.B., 2002. Diurnal variations in the fish assemblage at an artificial reef. <i>Ices J. Mar. Sci.</i> 59, S32–S35. https://doi.org/10.1006/jmsc.2001.1166
136	Schuhmacher, H., 1977. Initial phases in reef development, studied at artificial reef types off Eilat, (Red Sea). <i>Helgoländer Wiss. Meeresunters.</i> 30, 400–411. https://doi.org/10.1007/BF02207850
72	Scott, P., Moser, K., Risk, M., 1988. Bioerosion of Concrete and Limestone by Marine Organisms - a 13 Year Experiment from Jamaica. <i>Mar. Pollut. Bull.</i> 19, 219–222. https://doi.org/10.1016/0025-326X(88)90234-2
147	Sempere-Valverde, J., Ostalé-Valriberas, E., Farfán, G.M., Espinosa, F., 2018. Substratum type affects recruitment and development of marine assemblages over artificial substrata: A case study in the Alboran Sea. <i>Estuar. Coast. Shelf Sci.</i> 204, 56–65. https://doi.org/10.1016/j.ecss.2018.02.017
74, 75	Sherman, R., 2002. Artificial reef design: void space, complexity, and attractants. <i>ICES J. Mar. Sci.</i> 59, S196–S200. https://doi.org/10.1006/jmsc.2001.1163
76	Silva, R., Mendoza, E., Mariño-Tapia, I., Martínez, M.L., Escalante, E., 2016. An artificial reef improves coastal protection and provides a base for coral recovery. <i>J. Coast. Res.</i> 75, 467–471. https://doi.org/10.2112/si75-094.1
77	Smith, S.D.A., Rule, M.J., 2002. Artificial substrata in a shallow sublittoral habitat: do they adequately represent natural habitats or the local species pool? <i>J. Exp. Mar. Biol. Ecol.</i> 277, 25–41. https://doi.org/10.1016/S0022-0981(02)00242-3
139	Spagnolo, A., Cuicchi, C., Punzo, E., Santelli, A., Scarcella, G., Fabi, G., 2014. Patterns of colonization and succession of benthic assemblages in two artificial substrates. <i>J. Sea Res.</i> 88, 78–86. https://doi.org/10.1016/j.seares.2014.01.007
68	Spanier, E., Tom, M., Pisanty, S., Almog-Shtayer, G., 1990. Artificial Reefs in the Low Productive Marine Environments of the Southeastern Mediterranean. <i>Mar. Ecol.</i> 11, 61–75. https://doi.org/10.1111/j.1439-0485.1990.tb00228.x
78	Streich, M.K., Ajemian, M.J., Wetz, J.J., Shively, J.D., Shipley, J.B., Stunz, G.W., 2017a. Effects of a New Artificial Reef Complex on Red Snapper and the Associated Fish Community: an Evaluation Using a Before–After Control–Impact Approach. <i>Mar. Coast. Fish.</i> 9, 404–418. https://doi.org/10.1080/19425120.2017.1347116
160	Streich, M.K., Ajemian, M.J., Wetz, J.J., Stunz, G.W., 2017b. A Comparison of Fish Community Structure at Mesophotic Artificial Reefs and Natural Banks in the Western Gulf of Mexico. <i>Mar. Coast. Fish.</i> 9, 170–189. https://doi.org/10.1080/19425120.2017.1282897
161	Tessier, E., Chabanet, P., Pothin, K., Soria, M., Lasserre, G., 2005. Visual censuses of tropical fish aggregations on artificial reefs: slate versus video recording techniques. <i>J. Exp. Mar. Biol. Ecol.</i> 315, 17–30. https://doi.org/10.1016/j.jembe.2004.08.027
123	Tupper, M., Hunte, W., 1998. Predictability of fish assemblages on artificial and natural reefs in Barbados. <i>Bull. Mar. Sci.</i> 62, 919–935.
146	Walker, B.K., Henderson, B., Spieler, R.E., 2002. Fish assemblages associated with artificial reefs of concrete aggregates or quarry stone offshore Miami Beach, Florida, USA. <i>Aquat. Living Resour.</i> 15, 95–105. https://doi.org/10.1016/S0990-7440(02)01154-3
125	Whitmarsh, D., Santos, M.N., Ramos, J., Monteiro, C.C., 2008. Marine habitat modification through artificial reefs off the Algarve (southern Portugal): An economic analysis of the fisheries and the prospects for management. <i>Ocean Coast. Manag.</i> 51, 463–468. https://doi.org/10.1016/j.ocecoaman.2008.04.004
121, 122	Wickham, D.A., Watson, J.W., Ogren, L.H., 1973. The Efficacy of Midwater Artificial Structures for Attracting Pelagic Sport Fish. <i>Trans. Am. Fish. Soc.</i> 102, 563–572. <a href="https://doi.org/10.1577/1548-8659(1973)102<563:TEOMAS>2.0.CO;2">https://doi.org/10.1577/1548-8659(1973)102<563:TEOMAS>2.0.CO;2
110	Wilding, T.A., 2006. The benthic impacts of the Loch Linnhe artificial reef. <i>Hydrobiologia</i> 555, 345–353. https://doi.org/10.1007/s10750-005-1130-4
124	Wilhelmsson, D., Yahya, S.A.S., Öhman, M.C., 2006. Effects of high-relief structures on cold temperate fish assemblages: A field experiment. <i>Mar. Biol. Res.</i> 2, 136–147. https://doi.org/10.1080/17451000600684359
79	Yang, X., Lv, H., Li, W., Guo, M., Zhang, X., 2018. Effect of water motion and microhabitat preferences on spatio-temporal variation of epiphytic communities: a case study in an artificial rocky reef system, Laoshan Bay, China. <i>Environ. Sci. Pollut. Res.</i> 25, 12896–12908. https://doi.org/10.1007/s11356-018-1349-z

(continued on next page)

Table B1 (continued)

Artificial reef number	Reference
80	Yu, J., Chen, P., Tang, D., Qin, C., 2015. Ecological effects of artificial reefs in Daya Bay of China observed from satellite and in situ measurements. <i>Adv. Space Res.</i> 55, 2315–2324. https://doi.org/10.1016/j.asr.2015.02.001
81	Zalmon, I., 2002. Experimental results of an artificial reef programme on the Brazilian coast north of Rio de Janeiro. <i>ICES J. Mar. Sci.</i> 59, S83–S87. https://doi.org/10.1006/jmsc.2002.1273
105	Zalmon, I.R., Saleme de Sá, F., Neto, E.J.D., de Rezende, C.E., Mota, P.M., de Almeida, T.C.M., 2014. Impacts of artificial reef spatial configuration on infaunal community structure – Southeastern Brazil. <i>J. Exp. Mar. Biol. Ecol.</i> 454, 9–17. https://doi.org/10.1016/j.jembe.2014.01.015

Appendix C

See [Table C1](#).

Table C1

List of final variables used in the study with their respective compositions.

Final variable	Included variables					
AR material wood	Bamboo	Wood				
AR material plastics	Nylon	Plastic	PVC	Polyethylene	Plexiglas	Vinyl cloth
AR material rocks	Clay	Rocks	Limestone	Sandstone	Gabbro	Slate
AR shape cylindrical	Cones	Cylindrical	Pipes	Nozzles		
AR shape plates	Slabs	Plates				
AR shape other	Pan scourers	Shells				
Monitoring techniques pictures	Pictures	Quadrats	Detailed pictures	Video recording	Satellite observations	
Monitoring techniques biodiversity measurements	Cover percentage	Density	Diversity	Abundance	Richness	
Monitoring technique environmental measurements	Physico-chemicals parameters	Water parameters	Organic matter measurements			
Monitoring techniques primary production measurements	Pigments	Pulse Amplitude Modulated (PAM)				
Monitoring techniques pelagic measurements	Acoustic monitoring	Experimental fishing	Fish tagging			
Monitoring techniques ecological process	Survival rates	Biomass	Growth rate	Isotopes	Primary production	

References

- Ajemian, M.J., Wetz, J.J., Shipley-Lozano, B., Shively, J.D., Stunz, G.W., 2015. Analysis of artificial reef fish community structure along the Northwestern Gulf of Mexico Shelf: potential impacts of “rigs-to-reefs” programs. *PLoS One* 10.
- Azzag, H., Guinot, C., Venturini, G., 2006. Data and text mining with hierarchical clustering ants. In: Abraham, A., Grosan, C., Ramos, V. (Eds.), *Swarm Intelligence in Data Mining, Studies in Computational Intelligence*. Springer, Berlin, Heidelberg, pp. 153–189. https://doi.org/10.1007/978-3-540-34956-3_7
- Baine, M., 2001. Artificial reefs: a review of their design, application, management and performance. *Ocean Coast. Manag.* 44, 241–259. [https://doi.org/10.1016/S0964-5691\(01\)00048-5](https://doi.org/10.1016/S0964-5691(01)00048-5)
- Becker, A., Taylor, M.D., Folpp, H., Lowry, M.B., 2018. Managing the development of artificial reef systems: the need for quantitative goals. *Fish Fish.* 19, 740–752. <https://doi.org/10.1111/faf.12288>
- Becker, A., Smith, J.A., Taylor, M.D., McLeod, J., Lowry, M.B., 2019. Distribution of pelagic and epi-benthic fish around a multi-module artificial reef-field: close module spacing supports a connected assemblage. *Fish. Res.* 209, 75–85. <https://doi.org/10.1016/j.fishres.2018.09.020>
- Boaventura, D., Moura, A., Leitão, F., Carvalho, S., Cúrdia, J., Pereira, P., Fonseca, L.C. da, Santos, M.N. dos, Monteiro, C.C., 2006. Macrobenthic colonisation of artificial reefs on the Southern Coast of Portugal (Ancão, Algarve). *Hydrobiologia* 555, 335–343. <https://doi.org/10.1007/s10750-005-1133-1>
- Bodilis, P., Seytre, C., Charbonnel, E., Francour, P., 2011. Monitoring of the artificial reef fish assemblages of Golfe Juan Marine Protected Area (France, North-Western Mediterranean). *Braz. J. Oceanogr.* 59, 167–176. <https://doi.org/10.1590/S1679-87592011000300018>
- Bohnsack, J.A., Sutherland, D.L., 1985. Artificial reef research: a review with recommendations for future priorities. *Bull. Mar. Sci.* 37, 11–39.
- Bortone, S.A., 2006. A perspective of artificial reef research: the past, present, and future. *Bull. Mar. Sci.* 78, 9.
- Bortone, S.A., Brandini, F.P., Fabi, G., Otake, S., 2011. *Artificial Reefs in Fisheries Management*. CRC Press Inc, Boca Raton.
- Brickhill, M.J., Lee, S.Y., Connolly, R.M., 2005. Fishes associated with artificial reefs: attributing changes to attraction or production using novel approaches. *J. Fish. Biol.* 67, 53–71. <https://doi.org/10.1111/j.0022-1112.2005.00915.x>
- Brown, C.J., 2005. Epifaunal colonization of the Loch Linnhe artificial reef: influence of substratum on epifaunal assemblage structure. *Biofouling* 21, 73–85. <https://doi.org/10.1080/08927010512331344197>
- Carral, L., Alvarez-Feal, J.C., Tarrío-Saavedra, J., Rodríguez Guerreiro, M.J., Fraguera, J.Á., 2018. Social interest in developing a green modular artificial reef structure in concrete for the ecosystems of the Galician rías. *J. Clean. Prod.* 172, 1881–1898. <https://doi.org/10.1016/j.jclepro.2017.11.252>

- Carvalho, S., Moura, A., Cúrdia, J., Cancela da Fonseca, L., Santos, M.N., 2013. How complementary are epibenthic assemblages in artificial and nearby natural rocky reefs? *Mar. Environ. Res.* 92, 170–177. <https://doi.org/10.1016/j.marenvres.2013.09.013>
- Charbonnel, E., Bachet, F., 2010. Artificial reefs in the Cote Bleue Marine Park: assessment after 25 years of experiments and scientific monitoring. In: Ceccaldi, H.-J., Dekeyser, I., Girault, M., Stora, G. (Eds.), *Global Change: Mankind-Marine Environment Interactions*. Springer Netherlands, Dordrecht, pp. 73–79. https://doi.org/10.1007/978-90-481-8630-3_13
- Clark, S., Edwards, A.J., 1999. An evaluation of artificial reef structures as tools for marine habitat rehabilitation in the Maldives. *Aquat. Conserv. Ser.* 9, 5–21. [https://doi.org/10.1002/\(SICI\)1099-0755\(199901/02\)9:1<5::AQC330>3.0.CO;2-U](https://doi.org/10.1002/(SICI)1099-0755(199901/02)9:1<5::AQC330>3.0.CO;2-U)
- Claudet, J., Pelletier, D., 2004. Marine protected areas and artificial reefs: a review of the interactions between management and scientific studies. *Aquat. Living Resour.* 17, 129–138. <https://doi.org/10.1051/alr:2004017>
- Cresson, P., Ruitton, S., Ourgaud, M., Harmelin-Vivien, M., 2014. Contrasting perception of fish trophic level from stomach content and stable isotope analyses: a Mediterranean artificial reef experience. *J. Exp. Mar. Biol. Ecol.* 452, 54–62. <https://doi.org/10.1016/j.jembe.2013.11.014>
- Cresson, P., Le Dreach, L., Rouanet, E., Goberville, E., Astruch, P., Ourgaud, M., Harmelin-Vivien, M., 2019. Functional traits unravel temporal changes in fish biomass production on artificial reefs. *Mar. Environ. Res.* 145, 137–146. <https://doi.org/10.1016/j.marenvres.2019.02.018>
- Cuadrado Rica, H., Boutouil, M., Boudart, B., Claquin, P., Leroy, F., 2016. Colonisation et détérioration des bétons incorporant des coquilles pour récifs artificiels. *Matér. Tech.* 104, 503. <https://doi.org/10.1051/mattech/2017005>
- Cuadrado-Rica, H., Sebaibi, N., Boutouil, M., Boudart, B., 2016. Properties of ordinary concretes incorporating crushed queen scallop shells. *Mater. Struct.* 49, 1805–1816. <https://doi.org/10.1617/s11527-015-0613-7>
- Cullis, S., Colomera, L., Patacci, M., McCaffrey, W.D., 2018. Hierarchical classifications of the sedimentary architecture of deep-marine depositional systems. *Earth Sci. Rev.* 179, 38–71. <https://doi.org/10.1016/j.earscirev.2018.01.016>
- Dolan, B.J., Parker, G.R., 2005. Ecosystem classification in a flat, highly fragmented region of Indiana, USA. *Ecol. Manag.* 219, 109–131. <https://doi.org/10.1016/j.foreco.2005.08.045>
- FAO, 2015. *Practical Guidelines for Artificial Reefs in the Mediterranean and Black Sea*, by Gianna Fabi, Giuseppe Scarcella, Alessandra Spagnolo, Stephen A. Bortone, Eric Charbonnel, Juan J. Goutayer, Naoufel Haddad, Altan Lök, and Michel Trommelen (Studies and Reviews No. 96), General Fisheries Commission for the Mediterranean. FAO, Rome, Italy.
- Fariñas-Franco, J.M., Allcock, L., Smyth, D., Roberts, D., 2013. Community convergence and recruitment of keystone species as performance indicators of artificial reefs. *J. Sea Res.* 78, 59–74. <https://doi.org/10.1016/j.seares.2012.10.008>
- Firth, L.B., Browne, K.A., Knights, A.M., Hawkins, S.J., Nash, R., 2016. Eco-engineered rock pools: a concrete solution to biodiversity loss and urban sprawl in the marine environment. *Environ. Res. Lett.* 11, 094015. <https://doi.org/10.1088/1748-9326/11/9/094015>
- Gómez, J.M., Valladares, F., Puerta-Piñero, C., 2004. Differences between structural and functional environmental heterogeneity caused by seed dispersal. *Funct. Ecol.* 18, 787–792. <https://doi.org/10.1111/j.0269-8463.2004.00912.x>
- Gregg, K.L., 1995. Comparisons of three manufactured artificial reef units in Onslow Bay, North Carolina. *North Am. J. Fish. Manag.* 15, 316–324. [https://doi.org/10.1577/1548-8675\(1995\)015<0316:COTMAR>2.3.CO;2](https://doi.org/10.1577/1548-8675(1995)015<0316:COTMAR>2.3.CO;2)
- Guillen, J.E., Ramos, A.A., Martínez, L., Lizaso, J.L.S., 1994. Antitrawling reefs and the protection of *Posidonia oceanica* (L.) *delile* meadows in the western mediterranean sea: demand and aims. *Bull. Mar. Sci.* 55, 6.
- Hackradt, C.W., Félix-Hackradt, F.C., García-Charton, J.A., 2011. Influence of habitat structure on fish assemblage of an artificial reef in southern Brazil. *Mar. Environ. Res.* 72, 235–247. <https://doi.org/10.1016/j.marenvres.2011.09.006>
- Hageman, S.J., McKinney, F.K., Jaklin, A., 2013. Testing habitat complexity as a control over bryozoan colonial growth form and species distribution. In: Ernst, A., Schäfer, P., Scholz, J. (Eds.), *Bryozoan Studies 2010, Lecture Notes in Earth System Sciences*. Springer, Berlin, Heidelberg, pp. 105–119. https://doi.org/10.1007/978-3-642-16411-8_8
- Hixon, M., Beets, J., 1989. Shelter characteristics and caribbean fish assemblages - experiments with artificial reefs. *Bull. Mar. Sci.* 44, 666–680.
- Hunter, W.R., Sayer, M.D.J., 2009. The comparative effects of habitat complexity on faunal assemblages of northern temperate artificial and natural reefs. *ICES J. Mar. Sci.* 66, 691–698. <https://doi.org/10.1093/icesjms/isp058>
- Ido, S., Shimrit, P.-F., 2015. Blue is the new green – ecological enhancement of concrete based coastal and marine infrastructure. *Ecol. Eng.* 84, 260–272. <https://doi.org/10.1016/j.ecoleng.2015.09.016>
- Jensen, A., Collins, K.J., Lockwood, A.P.M., 2000. *Artificial Reefs in European Seas*. Kluwer Academic Publishers, Dordrecht, Boston.
- Kasim, H.M., Rao, G.S., Rajagopalan, M., Vivekanandan, E., Mohanraj, G., Kandasami, D., Muthiah, P., Jagdis, I., Gopakumar, G., Mohan, S., 2013. Economic performance of artificial reefs deployed along Tamil Nadu coast, South India. *Indian J. Fish.* 60, 1–8.
- Keller, K., Steffe, A.S., Lowry, M.B., Murphy, J.J., Smith, J.A., Suthers, I.M., 2017. Estimating the recreational harvest of fish from a nearshore designed artificial reef using a pragmatic approach. *Fish. Res.* 187, 158–167. <https://doi.org/10.1016/j.fishres.2016.11.022>
- Koeck, B., Pastor, J., Larenie, L., Astruch, P., Saragoni, G., Jarraya, M., Lenfant, P., 2011. Evaluation of impact of artificial reefs on artisanal fisheries: need for complementary approaches. *Braz. J. Oceanogr.* 59, 1–11. <https://doi.org/10.1590/S1679-87592011000500002>
- Kotb, M.M.A., 2013. Coral colonization and fish assemblage on an artificial reef off Hurghada, Red Sea, Egypt. *J. Aquat. Biol. Fish.* 17, 71–81.
- Lê, S., Josse, J., Husson, F., 2008. FactoMineR: an R package for multivariate analysis. *J. Stat. Softw.* 25, 1–18.
- Lee, M.O., Otake, S., Kim, J.K., 2018. Transition of artificial reefs (ARs) research and its prospects. *Ocean Coast. Manag.* 154, 55–65. <https://doi.org/10.1016/j.ocecoaman.2018.01.010>
- Lima, J.S., Zalmon, I.R., Love, M., 2019a. Overview and trends of ecological and socioeconomic research on artificial reefs. *Mar. Environ. Res.* 145, 81–96. <https://doi.org/10.1016/j.marenvres.2019.01.010>
- Lima, J.S., Zappes, C.A., Di Benedetto, A.P.M., Zalmon, I.R., Lima, J.S., Zappes, C.A., Di Benedetto, A.P.M., Zalmon, I.R., 2019b. Ethnoecology and socioeconomic around an artificial reef: the case of artisanal fisheries from southeastern Brazil. *Biota Neotrop.* 19. <https://doi.org/10.1590/1676-0611-bn-2018-0620>
- Loke, L.H.L., Todd, P.A., 2016. Structural complexity and component type increase intertidal biodiversity independently of area. *Ecology* 97, 383–393. <https://doi.org/10.1890/15-02571>
- London Convention and Protocol, 2009. *Guidelines for the Placement of Artificial Reefs: London Convention and Protocol/UNEP*. International Maritime Organization, London.
- Lowry, M.B., Glasby, T.M., Boys, C.A., Folpp, H., Suthers, I., Gregson, M., 2014. Response of fish communities to the deployment of estuarine artificial reefs for fisheries enhancement. *Fish. Manag. Ecol.* 21, 42–56. <https://doi.org/10.1111/fme.12048>
- Mazzei, V., Biber, P., 2015. Autotrophic net productivity patterns at four artificial reef sites in the Mississippi Sound. *Hydrobiologia* 749, 135–154. <https://doi.org/10.1007/s10750-014-2160-6>
- Mos, B., Dworjanyn, S.A., Mamo, L.T., Kelaher, B.P., 2019. Building global change resilience: concrete has the potential to ameliorate the negative effects of climate-driven ocean change on a newly-settled calcifying invertebrate. *Sci. Total Environ.* 646, 1349–1358. <https://doi.org/10.1016/j.scitotenv.2018.07.379>
- Obayashi, T., Kinoshita, K., 2009. Rank of correlation coefficient as a comparable measure for biological significance of gene coexpression. *DNA Res.* 16, 249–260. <https://doi.org/10.1093/dnares/dsp016>
- Paalvast, P., 2015. The role of geometric structure and texture on concrete for algal and macrofaunal colonization in the marine and estuarine intertidal zone, in: Presented at the RECIF Conference on artificial reefs: from materials to ecosystems, ESITC Caen, France.
- Perkol-Finkel, S., Hadary, T., Rella, A., Shirazi, R., Sella, I., 2018. Seascape architecture – incorporating ecological considerations in design of coastal and marine infrastructure. *Ecol. Eng.* 120, 645–654. <https://doi.org/10.1016/j.ecoleng.2017.06.051>
- Piazza, B.P., Banks, P.D., La Peyre, M.K., 2005. The potential for created Oyster shell reefs as a sustainable shoreline protection strategy in Louisiana. *Restor. Ecol.* 13, 499–506. <https://doi.org/10.1111/j.1526-100X.2005.00062.x>
- R Development Core Team, 2008. *R: A Language and Environment for Statistical Computing*. R Foundation for Statistical Computing, Vienna, Austria.

- Ramos, J., Lino, P.G., Himes-Cornell, A., Santos, M.N., 2019. Local fishermen's perceptions of the usefulness of artificial reef ecosystem services in Portugal. *PeerJ* 6, e6206. <https://doi.org/10.7717/peerj.6206>
- Relini, G., Relini, M., Torchia, G., Palandri, G., 2002. Ten years of censuses of fish fauna on the Loano artificial reef. *ICES J. Mar. Sci.* 59, S132–S137. <https://doi.org/10.1006/jmsc.2002.1272>
- Rupp, D.E., Wainwright, T.C., Lawson, P.W., Peterson, W.T., 2012. Marine environment-based forecasting of coho salmon (*Oncorhynchus kisutch*) adult recruitment. *Fish. Oceanogr.* 21, 1–19. <https://doi.org/10.1111/j.1365-2419.2011.00605.x>
- Santos, L.N., García-Berthou, E., Agostinho, A.A., Latini, J.D., 2011. Fish colonization of artificial reefs in a large Neotropical reservoir: material type and successional changes. *Ecol. Appl.* 21, 251–262. <https://doi.org/10.1890/09-1283.1>
- Seaman, W., 2000. *Artificial Reef Evaluation: With Application to Natural Marine Habitats*. CRC Press, pp. 260 (Marine science series).
- Seaman, W.J., Sprague, L.M., 1991. *Artificial Habitats for Marine and Freshwater Fisheries*. Academic Press Limited.
- Sempere-Valverde, J., Ostalé-Valriberas, E., Farfán, G.M., Espinosa, F., 2018. Substratum type affects recruitment and development of marine assemblages over artificial substrata: a case study in the Alboran Sea. *Estuar. Coast. Shelf Sci.* 204, 56–65. <https://doi.org/10.1016/j.ecss.2018.02.017>
- Sherman, R., 2002. Artificial reef design: void space, complexity, and attractants. *ICES J. Mar. Sci.* 59, S196–S200. <https://doi.org/10.1006/jmsc.2001.1163>
- Silva, R., Mendoza, E., Mariño-Tapia, I., Martínez, M.L., Escalante, E., 2016. An artificial reef improves coastal protection and provides a base for coral recovery. *J. Coast. Res.* 75, 467–471. <https://doi.org/10.2112/si75-094.1>
- Smith, J.A., Lowry, M.B., Champion, C., Suthers, I.M., 2016. A designed artificial reef is among the most productive marine fish habitats: new metrics to address 'production versus attraction. *Mar. Biol.* 163, 188. <https://doi.org/10.1007/s00227-016-2967-y>
- Villéger, S., Mason, N.W.H., Mouillot, D., 2008. New multidimensional functional diversity indices for a multifaceted framework in functional ecology. *Ecology* 89, 2290–2301. <https://doi.org/10.1890/07-1206.1>
- Walker, B.K., Henderson, B., Spieler, R.E., 2002. Fish assemblages associated with artificial reefs of concrete aggregates or quarry stone offshore Miami Beach, Florida, USA. *Aquat. Living Resour.* 15, 95–105. [https://doi.org/10.1016/S0990-7440\(02\)01154-3](https://doi.org/10.1016/S0990-7440(02)01154-3)
- Wallis, B., Troost, K., van den Ende, D., Nieuwhof, S., Smaal, A.C., Ysebaert, T., 2016. From artificial structures to self-sustaining oyster reefs. *J. Sea Res.* 108, 1–9. <https://doi.org/10.1016/j.seares.2015.11.007>
- Whitmarsh, D., Santos, M.N., Ramos, J., Monteiro, C.C., 2008. Marine habitat modification through artificial reefs off the Algarve (southern Portugal): an economic analysis of the fisheries and the prospects for management. *Ocean Coast. Manag.* 51, 463–468. <https://doi.org/10.1016/j.ocecoaman.2008.04.004>
- Wickham, H., 2009. *ggplot2: Elegant Graphics for Data Analysis, Use R!*. Springer-Verlag, New York.
- Zhang, D., Cui, Y., Zhou, H., Jin, C., Yu, X., Xu, Y., Li, Y., Zhang, C., 2020. Microplastic pollution in water, sediment, and fish from artificial reefs around the Ma'an Archipelago, Shengsi, China. *Sci. Total Environ.* 703, 134768. <https://doi.org/10.1016/j.scitotenv.2019.134768>