



From monomers to agglomerates: A generalized model for characterizing the morphology of fractal-like clusters

Jerôme Yon, J. Morán, F.-X. Ouf, M. Mazur, J.B. Mitchell

► To cite this version:

Jerôme Yon, J. Morán, F.-X. Ouf, M. Mazur, J.B. Mitchell. From monomers to agglomerates: A generalized model for characterizing the morphology of fractal-like clusters. *Journal of Aerosol Science*, 2021, 151, pp.105628. 10.1016/j.jaerosci.2020.105628 . hal-02923104

HAL Id: hal-02923104

<https://normandie-univ.hal.science/hal-02923104>

Submitted on 2 Sep 2020

HAL is a multi-disciplinary open access archive for the deposit and dissemination of scientific research documents, whether they are published or not. The documents may come from teaching and research institutions in France or abroad, or from public or private research centers.

L'archive ouverte pluridisciplinaire **HAL**, est destinée au dépôt et à la diffusion de documents scientifiques de niveau recherche, publiés ou non, émanant des établissements d'enseignement et de recherche français ou étrangers, des laboratoires publics ou privés.



Distributed under a Creative Commons Attribution - NonCommercial - NoDerivatives 4.0 International License

From monomers to agglomerates: A generalized model for characterizing the morphology of fractal-like clusters

J. Yon^{a,*}, J. Morán^a, F.-X. Ouf^b, M. Mazur^a, J. B. Mitchell^c

^a*Normandie Univ, UNIROUEN, INSA Rouen, CNRS, CORIA, 76000 Rouen, France.*

^b*Institut de Radioprotection et de Sûreté Nucléaire (IRSN), PSN-RES, SCA, Gif-Sur-Yvette, 91192, France.*

^c*SAS MERL-CONSULTING, 21 Rue Sergent Guihard, Rennes, 35000, France.*

Abstract

The morphological description of fractal agglomerates is generally reduced to only two parameters, namely the mass fractal dimension and its prefactor. In the most evolved approaches, a stretching exponent is also introduced, while a packing factor is preferred to the fractal prefactor. In any case, the current analytical description of agglomerates morphology is accurate only for sufficiently large agglomerates, which is due to the limited spatial extension of the clusters that are actually “quasi-fractal”. In the present study, a cutoff function of the pair correlation function is considered for both larger and smaller scales. This enables a more accurate morphological description valid for any cluster size is to be given taking into account the polydispersity of the primary spheres. This new analytical morphological description relying on 5 parameters, is presented here for the first time. The physical range covered by these morphological parameters is determined based on virtually generated Diffusion Limited Cluster Agglomeration. Finally, the model is used to express the fractal prefactor and structure factors and their dependence on agglomerates size and morphological parameters is investigated.

Keywords: Fractal Dimension; fractal prefactor; soot; SAXS

*Corresponding author. *E-mail address:* yon@coria.fr

Nomenclature

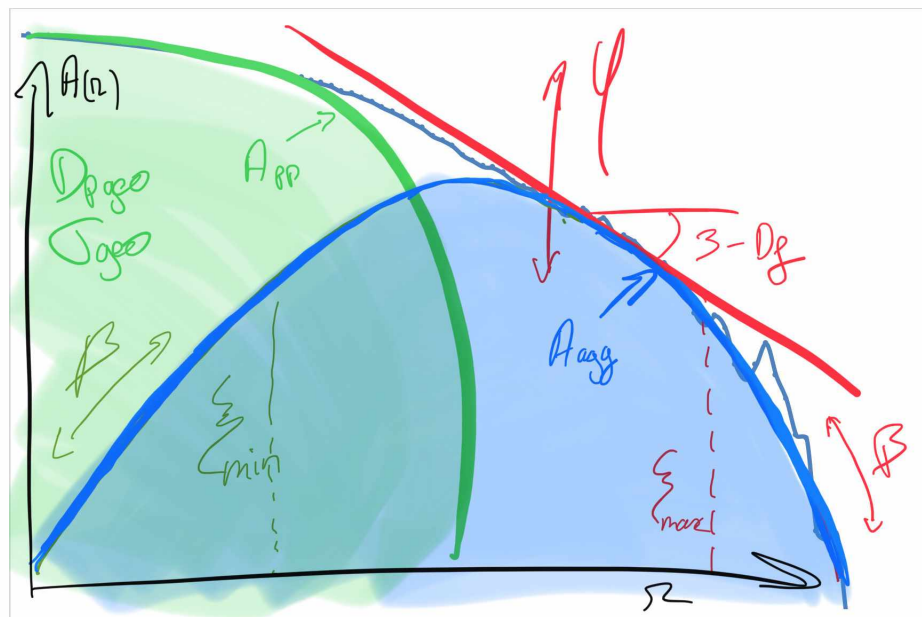
$\beta, \beta_0, \beta_\infty$	Stretching exponent, at small and large scales. $[-]$
Γ	The gamma function.
Λ	An integral. $[-]$
λ	Wavelength. $[m]$
\vec{d}_{ij}	Distance between centers of spheres i and j. $[m]$
\vec{q}	Scattering wave vector. $[m^{-1}]$
\vec{r}, \vec{u}	Position vectors. $[m]$
θ	Scattering angle. $[rad]$
φ	Packing factor. $[-]$
ξ, ξ_0, ξ_∞	Equivalent spatial extension length scale, small and large scales size parameters. $[m]$
a	Characteristic primary sphere radius. $[m]$
A, A_{pp}, A_{agg}	Pair correlation function, for primary sphere self-intersection, for different primary spheres intersection. $[m^3]$
C	Constant of proportionality. $[m^{6-D_f}]$
D_f, D_{fi}, D_{fp}	Particle fractal dimension, individual particle and population based dimension. $[-]$
f_{pp}	The probability density function of the primary spheres. $[m^{-1}]$
$k_f, k_{fi}, k_{fi,\infty}, k_{fp}$	Particle's fractal prefactor, individual one, individual one for infinitely large agglomerates and population based one. $[-3]$
$n(\vec{r})$	Indicator of presence of material. $[-]$
N_p	Number of primary spheres per agglomerate. $[-]$

r	Radial distance. $[m]$
R_g	Radius of gyration. $[m]$
R_p, R_{pi}, R_{pv}	Primary sphere radius, for the i th sphere, volume equivalent primary sphere. $[m]$
S, S_∞	Structure factor, structure factor for infinitely large agglomerates. $[-]$
V, V_p, V_a	Volume of intersection between two spheres, volume of a primary sphere and of the agglomerate. $[m^3]$

Highlights

- An analytical form of the pair correlation function is proposed.
- Morphological description independent of agglomerates size.
- Fractal prefactor and structure factor as a function of size.

Graphical Abstract



1. Introduction

Agglomeration is a phenomenon observed for both aerosols and colloids and of particular importance in nanoscience. Agglomerates thus generated often exhibit a ramified structure due to the random nature of their Brownian movement. In many cases, an empirical power-law relationship between the agglomerate mass and size is observed such as the very commonly used fractal law Meakin (1991); Jullien (1992); Bushell et al. (2002). When this is plotted in a normalised log-log graph, the slope and the intercept are related to the population based mass fractal dimension D_{fp} and prefactor k_{fp} respectively:

$$N_p = k_{fp} \left(\frac{R_g}{a} \right)^{D_{fp}} \quad (1)$$

where N_p is the number of primary spheres, R_g the radius of gyration of a given agglomerate and a is a characteristic primary sphere radius. This equation is very useful in many applications and extremely popular due to its simplicity. It is well accepted that the mass fractal dimension is related to the agglomeration regime (typically $D_{fp} \simeq 1.78$ in diffusion limited regimes and up to 1.91 in ballistic agglomeration) Meakin (1999), with a high value for more "compact" particles. Much less attention has been paid to k_{fp} , that is shown to be related to a greater dispersion ($k_{fp} \simeq 1$ in simulations and up to 5 in experimental observations Wu and Friedlander (1993); Lapuerta et al. (2010)). Moreover, its physical meaning is less clear, even if different studies have been conducted with the aim of exhibiting a relationship between k_{fp} and D_{fp} Sorensen and Roberts (1997); Ehrl et al. (2009) or between k_{fp} and N_p Lapuerta et al. (2010); Gmachowski (2002). Some authors Ehrl et al. (2009); Lazzari et al. (2016); Isella and Drossinos (2010); Lattuada et al. (2003) have shown that an agglomerate needs to be constituted of at least 15 to 30 primary spheres before k_{fp} arrives at an asymptotic behaviour, which highlights the limited validity of the fractal law Eq. 1 for smaller clusters. Still, in many cases, the fractal law is used for clusters with a limited number of primary spheres Köylü et al. (1997); Lee et al. (2000); Wentzel et al. (2003); Cortés et al. (2018). For example, for soot particles, most of the particles contain nearly 60 primary spheres in stationary diffusion flames Kholghy et al. (2013) or even less for shorter flame residence time Cortés et al. (2018); Bladh et al. (2011); Gigone et al. (2019); Altenhoff et al. (2019). For such applications, the question arises on the validity of the use of the fractal law for Scanning/Transmission Electron Microscopy

(SEM/TEM) analysis [Wozniak et al. \(2012\)](#) as well as for mobility diameter interpretation [Betrancourt et al. \(2017\)](#); [Tang et al. \(2017\)](#) or X-ray or visible light scattering diffraction pattern analysis [Yon et al. \(2018\)](#); [Bouvier et al. \(2019\)](#); [Sorensen et al. \(1995\)](#). For instance it is not known, whether the size dependence of the fractal prefactor needs to be considered, and whether one should extend current light-agglomerate interaction models such as the Rayleigh Debye Gans theory for Fractal Agglomerates (RDG-FA) in the visible domain [Sorensen \(2001\)](#) or the Beaucage analysis for Small Angle X-ray (SAXS) analysis [Beaucage \(1995\)](#) for quasi-fractal agglomerates. In order to answer these questions, it is necessary to characterize the morphology of individual agglomerates, and the most suitable tool is probably the pair correlation function:

$$A(\vec{r}) = \int_{\vec{u}=\vec{0}}^{\infty} n(\vec{r} - \vec{u}) n(\vec{u}) d\vec{u} \quad (2)$$

where $n(\vec{r})$ is 1 if \vec{r} points towards the material and 0 otherwise. When A is averaged over the agglomerate orientations, the result becomes a smooth function of r . It can be demonstrated that the agglomerate volume V_a and the radius of gyration R_g can be determined based on a knowledge of $A(r)$ (see Appendix of [Sorensen \(2001\)](#) and ref. [Nicolai et al. \(1994\)](#)):

$$V_a^2 = \int 4\pi r^2 A(r) dr \quad (3)$$

$$R_g^2 = \frac{1}{2} \frac{\int_{r=0}^{\infty} r^4 A(r) dr}{\int_{r=0}^{\infty} r^2 A(r) dr} \quad (4)$$

In the case of an ideal fractal cluster, the average pair correlation function should exhibit a power-law behaviour ($A(r) \propto r^{D_{fi}-3}$) whose slope in a log-log plot is related to the cluster individual fractal dimension D_{fi} . Theoretically, the average of D_{fi} over the entire population of particles should be D_{fp} . However, real agglomerates have a finite size and a cutoff function needs to be added [Sorensen \(2001\)](#); [Cai et al. \(1995\)](#); [Rottereau et al. \(2004\)](#); [Lin et al. \(1990\)](#); [Sorensen et al. \(1992a\)](#):

$$A(r) \propto r^{D_{fi}-3} \exp(-(r/\xi)^\beta) \quad (5)$$

The cutoff is driven by a spatial extension ξ and a stretching exponent β [Nicolai et al. \(1994\)](#). The latter parameter plays an important role on the scattering properties [Sorensen \(2001\)](#) and, as demonstrated by [Heinson et al. \(2012\)](#),

is correlated with the particle anisotropy. The same authors have introduced a packing factor φ , which expresses the local arrangement of neighbouring spheres and ensures mass conservation (respect of Eq. 3):

$$A(r) = \frac{\varphi D_{fi}}{4\pi R_p^{D_{fi}}} r^{D_{fi}-3} \exp(-(r/\xi)^\beta) \quad (6)$$

with R_p the monomer primary sphere. By applying this last expression for the pair correlation function in Eq. 4 and the corresponding expression for the radius of gyration into Eq. 1, [Heinson et al. \(2012\)](#) have shown the link between the fractal prefactor and the three parameters D_{fi} , φ and β for large agglomerates,

$$k_{fi,\infty} = \left[\frac{2\Gamma(D_{fi}/\beta)}{\Gamma((D_{fi}+2)/\beta)} \right]^{\frac{D_{fi}}{2}} \frac{\varphi D_{fi} \Gamma(D_{fi}/\beta)}{\beta} \quad (7)$$

10 The authors introduce an individual prefactor k_{fi} based on the underlying
 11 assumption that the entire population of an agglomerate has identical φ ,
 12 $D_{fi} = D_{fp}$ and β parameters. Equation 7 highlights the complexity of the
 13 prefactor due to its dependence on these three parameters, which partly
 14 explains the dispersity of the reported values of k_{fp} in the literature even
 15 without considering primary sphere overlapping [Brasil et al. \(1999\)](#). To the
 16 authors' knowledge, until now the work reported by [Heinson et al. \(2012\)](#)
 17 is the most up to date and relevant on this subject. However, it is only
 18 valid for agglomerates consisting of monodisperse monomers whose number
 19 is large enough to ensure the validity of Eq.6 i.e. neglecting smaller scales.
 20 Therefore, Eq.7 should not be considered for clusters for which N_p is less
 21 than approximately 30.

In addition to the morphological signature embedded in the pair correlation function, one particularly interesting feature of this function is that its normalized Fourier transform corresponds to the particle structure factor, i.e. the description of its light scattering pattern [Debye et al. \(1957\)](#):

$$S(\vec{q}) = \frac{\int A(\vec{r}') \exp(i\vec{q} \cdot \vec{r}') d\vec{r}'}{\int A(\vec{r}') d\vec{r}'} \quad (8)$$

22 where \vec{q} is the scattering wave vector whose norm is $q = \frac{4\pi}{\lambda} \sin(\theta/2)$. By
 23 definition, the structure factor is 1 in the case of forward scattering ($\theta = 0$).
 24 $S(q)$ is thus a modulating factor for the forward light scattering intensity

25 enabling a description to be given of the impact of the light collection an-
 26 gle θ [Oltmann et al. \(2010\)](#); [Kempema and Long \(2016\)](#); [Bushell and Amal](#)
 27 [\(2000\)](#) and wavelength λ [Lefevre et al. \(2019\)](#); [Bouvier et al. \(2019\)](#) on the
 28 light scattering signal. The main assumption is that each constituent of the
 29 particle individually scatters the incident light without any disturbance by
 30 other components. This is valid in the Rayleigh scattering regime (particles
 31 small compared to the wavelength) and if the refractive index is close to 1
 32 (X ray scattering, cf SAXS, neutron scattering, etc.) [Zhao et al. \(2007\)](#). The
 33 modelling of the structure factor thus provides a quantitative interpretation
 34 of light scattering patterns in terms of particle size and shape. For agglom-
 35 erates, this function has been used to provide the most simple analytical
 36 expressions of the structure factor possible. While the community concerned
 37 by visible light often employs the RDG-FA, see Refs. [Sorensen \(2001\)](#)), the
 38 community working with X rays or short wavelengths as in SAXS, more usu-
 39 ally uses the Beaucage model [Beaucage \(1995\)](#); [Beaucage et al. \(2004\)](#). In
 40 any case, those two models also consider clusters large enough to express
 41 their fractal signature.

42 For these reasons, [Lattuada et al. \(2003\)](#) focused on the pair correlation
 43 of agglomerates with a number of primary spheres below 100. They observed
 44 a transition regime at smaller scales that was empirically modeled by a new
 45 power law regime. However, the primary sphere volume was not considered
 46 in their numerical determination of the pair correlation function and the
 47 parameters of their model do not allow a physical interpretation of the phe-
 48 nomena involved to be made. Therefore, the purpose of the present study
 49 is to pursue that investigation by improving the numerical computation of
 50 the pair correlation and its modelling by considering the primary sphere vol-
 51 ume and a new cutoff function for smaller scales. Another aim is to consider
 52 the effect of primary sphere polydispersity. Moreover, the study will show
 53 that a finer description of the pair correlation function at both small and
 54 large scales enables the validity of the fractal law and structure factor to be
 55 extended to all agglomerate sizes.

56 **2. Proposed model**

57 *2.1. Pair correlation*

As explained in introduction, the validity of the fractal law and of the
 structure factor for smaller particles is limited by the fact that the pair
 correlation function behaviour at small scales is not taken into account, most

certainly due to the current numerical way of computing $A(r)$ (discussed later in section 3.1). In fact, the modelling of the pair correlation function can be decomposed into two distinct terms A_{pp} and A_{agg} :

$$A(\vec{r}) = \underbrace{\sum_{i=1}^{N_p} V(R_{pi}, R_{pi}, \vec{r})}_{A_{pp}} + \underbrace{\sum_{i=1}^{N_p} \sum_{j=1 \& j \neq i}^{N_p} V(R_{pi}, R_{pj}, \vec{d}_{ij})}_{A_{agg}} \quad (9)$$

where $V(R_{pi}, R_{pj}, \vec{d}_{ij})$ represents the interception volume between two spheres of radius R_{pi} and R_{pj} respectively, for which the distance between respective centers is d_{ij} . The first term A_{pp} represents the contribution of the intersection of spheres with themselves whereas A_{agg} represents the interception between different spheres. For agglomerates made of point contact spheres, A_{pp} can be simplified to:

$$A_{pp}(r) = \sum_{i=1}^{N_p} V_{pi} \left(1 + \frac{r}{4R_{pi}}\right) \left(1 - \frac{r}{2R_{pi}}\right)^2, \quad r \in [0, 2R_{pi}] \quad (10)$$

where V_{pi} is the volume of the i th monomer. Since particle self interaction (A_{pp}) is now considered for short scales, a cutoff must also be considered for smaller scales in the expression for A_{agg} . Indeed, for just touching spheres, A_{agg} is supposed to tend towards 0 when $r \rightarrow 0$. Therefore, a cutoff function for small scales, similar to those currently used at larger scales, is added to the model:

$$A_{agg}(r) \propto (1 - \exp(-(r/\xi_0)^{\beta_0})) r^{D_{fi}-3} \exp(-(r/\xi_\infty)^{\beta_\infty}) \quad (11)$$

In this equation, ξ_0 and ξ_∞ refer to the smaller and larger length scales respectively and β_0 and β_∞ to the stretching exponents relative to smaller and larger length scales respectively. In order to reduce the number of parameters, the following assumption, justified later, will be used: $\beta_0 = \beta_\infty = \beta$. This hypothesis enables a simplification of Eq. 11 to be made, which becomes:

$$A_{agg}(r) = C r^{D_{fi}-3} [\exp(-(r/\xi_\infty)^\beta) - \exp(-(r/\xi)^\beta)] \quad (12)$$

58 where $\xi = [\xi_0^{-\beta} + \xi_\infty^{-\beta}]^{-1/\beta}$ and C is a proportionality constant. This form
59 is of interest for the following analytical developments.

60 2.2. Volume and radius of gyration

Based on Eqs. 3, 10 and 12, the agglomerate's volume V_a has to respect the following equation:

$$V_a = \frac{\overline{V_p^2}}{\overline{V_p}} + \frac{4\pi C}{\beta V_a} \Gamma\left(\frac{D_{fi}}{\beta}\right) \left(\xi_\infty^{D_{fi}} - \xi^{D_{fi}}\right) \quad (13)$$

61 where V_p is the volume of a primary sphere and $\overline{V_p^n}$ the moment of order n of
 62 the primary sphere volume. The specific case of an isolated sphere ($N_p = 1$,
 63 $V_a = V_p$ and $A_{agg} = 0$) corresponds to $\xi_\infty^{D_{fi}} - \xi^{D_{fi}} = 0$, indicating $\xi_0 \rightarrow \infty$. For
 64 $N_p > 1$, ξ_0 quickly decreases to a scale representative of the primary sphere
 65 radius, as shown later.

Similarly, combining Eqs. 4 with 10 and 12 provides:

$$R_g^2 V_a = \frac{3}{5} \left(\frac{3}{4\pi}\right)^{2/3} \frac{\overline{V_p^{8/3}}}{\overline{V_p}} + \frac{2\pi C}{\beta V_a} \Gamma\left(\frac{D_{fi}+2}{\beta}\right) \left(\xi_\infty^{D_{fi}+2} - \xi^{D_{fi}+2}\right) \quad (14)$$

Finally, the constant $\frac{2\pi C}{\beta V_a}$ can be removed by substituting Eq. 13 into Eq. 14 in order to obtain the following expression for the radius of gyration:

$$R_g^2 = \frac{3}{5} \left(\frac{3}{4\pi}\right)^{2/3} \frac{\overline{V_p^{8/3}}}{\overline{V_p} V_a} + \left(1 - \frac{\overline{V_p^2}}{\overline{V_p} V_a}\right) \frac{\Gamma\left(\frac{D_{fi}+2}{\beta}\right)}{2\Gamma\left(\frac{D_{fi}}{\beta}\right)} \frac{\left(\xi_\infty^{D_{fi}+2} - \xi^{D_{fi}+2}\right)}{\left(\xi_\infty^{D_{fi}} - \xi^{D_{fi}}\right)} \quad (15)$$

66 2.3. Fractal prefactor

Knowing that, for point contact spheres, $N_p = \frac{V_a}{V_p}$, Eq. 15 can be used to express an individual prefactor based on Eq. 1. In the present study, the characteristic radius a is arbitrarily considered equal to the volume equivalent primary sphere radius $R_{pv} = \left(\frac{3\overline{V_p}}{4\pi}\right)^{1/3}$:

$$k_{fi} = \frac{V_a}{\overline{V_p}} \left[\frac{3}{5} \frac{\overline{V_p^{8/3}}}{\overline{V_p}^{5/3} V_a} + \left(1 - \frac{\overline{V_p^2}}{\overline{V_p} V_a}\right) \frac{\Gamma\left(\frac{D_{fi}+2}{\beta}\right)}{2R_{pv}^2 \Gamma\left(\frac{D_{fi}}{\beta}\right)} \frac{\left(\xi_\infty^{D_{fi}+2} - \xi^{D_{fi}+2}\right)}{\left(\xi_\infty^{D_{fi}} - \xi^{D_{fi}}\right)} \right]^{-\frac{D_{fi}}{2}} \quad (16)$$

67 2.4. Asymptotic cases $N_p = 1$ and infinitely large agglomerates

For an isolated sphere, the second term in brackets in Eq. 16 becomes zero reducing the equation to the well known expression $k_{fi,pp} = (3/5)^{-\frac{D_{fi}}{2}}$. For infinitely large clusters, the first term in brackets in Eq. 16 becomes negligible as well as $\xi^{D_{fi}+2}$ and $\xi^{D_{fi}}$ compared to $\xi_\infty^{D_{fi}+2}$ and $\xi_\infty^{D_{fi}}$ respectively. The same kind of simplification can be done with Eq. 13 for infinitely large clusters. By combining both simplified expressions for k_{fi} and V_a respectively, the analytical expression for the asymptotic individual prefactor becomes:

$$k_{fi,\infty} = \left[\frac{2\Gamma(D_{fi}/\beta)}{\Gamma((D_{fi}+2)/\beta)} \right]^{\frac{D_{fi}}{2}} \frac{3R_{pv}^{D_{fi}-3} C \Gamma(D_{fi}/\beta)}{\beta V_a} \quad (17)$$

This expression is similar to the result found by [Heinson et al. \(2012\)](#) recalled in Eq. 7. The comparison allows the constant C to be expressed as a function of the packing factor:

$$\frac{C}{V_a} = \frac{\varphi D_{fi}}{3R_{pv}^{D_{fi}-3}} \quad (18)$$

These results show that the generalized k_{fi} (Eq. 16) displays correct asymptotic behaviours. The constant C is proportional to the agglomerate volume but modulated by the packing factor, the primary sphere radius and the polydispersity. Finally, the same simplifications that are valid for infinitely large agglomerates can be made for the expression for the radius of gyration (Eq. 15), which leads to the following relation:

$$\frac{\xi_\infty}{R_g} = \left[\frac{2\Gamma\left(\frac{D_{fi}}{\beta}\right)}{\Gamma\left(\frac{D_{fi}+2}{\beta}\right)} \right]^{1/2} \quad (19)$$

68 This relation has already been proposed by [Nicolai et al. \(1994\)](#) in 1994.
 69 This ratio ξ_∞/R_g , is in agreement with the ratio of the cluster's maximum
 70 projected length and its gyration diameter determined numerically by [Köylü](#)
 71 [et al. \(1995\)](#) and [Brasil et al. \(1999\)](#). Thus, for large clusters, $2\xi_\infty$ can be
 72 seen as representative of the agglomerate's maximum projected length.

73 2.5. Structure factor

74 The newly developed model for the pair correlation function (Eq. 9, 10, 12)
 75 can now be incorporated into equation 8 in order to determine an analytical

76 form of the structure factor for quasi-fractal agglomerates, which becomes as
 77 follows:

$$S(q) = \frac{1}{N_p \overline{R_p^3}} \int_0^\infty 9R_p^6 \frac{[\sin(qR_p) - qR_p \cos(qR_p)]^2}{(qR_p)^6} f_{pp}(R_p) dR_p \\ + \left(1 - \frac{1}{N_p} \frac{\overline{R_p^6}}{\overline{R_p^3}}\right) \frac{\beta}{q^{D_{fi}} \Gamma\left(\frac{D_{fi}}{\beta}\right)} \frac{\Lambda(q, \xi_\infty, D_{fi}, \beta) - \Lambda(q, \xi, D_{fi}, \beta)}{\xi_\infty^{D_{fi}} - \xi^{D_{fi}}} \quad (20)$$

78 where f_{pp} is the density probability function of the primary sphere radius,
 79 $\overline{R_p^n} = \int_0^\infty R_p^n f_{pp}(R_p) dR_p$ the primary sphere radius moment of order n and
 80 $\Lambda(q, \xi, D_{fi}, \beta) = \int_0^\infty (qr)^{D_{fi}-1} e^{-\left(\frac{r}{\xi}\right)^\beta} \frac{\sin(qr)}{qr} d(qr)$.

For isolated primary spheres, the second term of Eq. 20 vanishes and the first term simplifies to the well known expression for the structure factor for a distribution of spherical particles. At large q , this relation presents oscillations whose envelope has a slope of -4 when represented in a log-log plot (Porod's regime). On the other hand, for an infinitely large agglomerate, the first term becomes negligible as well as $\Lambda(q, \xi, D_{fi}, \beta)$ compared to $\Lambda(q, \xi_\infty, D_{fi}, \beta)$ and $\xi^{D_{fi}}$ compared to $\xi_\infty^{D_{fi}}$. Finally, by replacing ξ_∞ by its expression as a function of R_g (19), one obtains:

$$S_\infty(q) = \underbrace{\frac{\beta \Lambda(q, \xi_\infty, D_{fi}, \beta)}{\Gamma\left(\frac{D_{fi}}{\beta}\right)} \left[\frac{\Gamma\left(\frac{D_{fi}+2}{\beta}\right)}{2\Gamma\left(\frac{D_{fi}}{\beta}\right)} \right]^{D_{fi}/2}}_{B(q, \xi_\infty, D_{fi}, \beta)} (qR_g)^{-D_{fi}} \quad (21)$$

This corresponds to the asymptotic form of the structure factor in the power-law regime. Λ has an analytical expression in the particular case of infinitely large particles and for $0 < D_{fi} < 2$. This enables the expression of B to be written as:

$$B(q, \xi_\infty \rightarrow \infty, D_{fi}, \beta) = \sin\left(\frac{\pi}{2} (D_{fi} - 1)\right) \frac{\beta \Gamma(D_{fi} - 1)}{\Gamma\left(\frac{D_{fi}}{\beta}\right)} \left[\frac{\Gamma\left(\frac{D_{fi}+2}{\beta}\right)}{2\Gamma\left(\frac{D_{fi}}{\beta}\right)} \right]^{D_{fi}/2} \quad (22)$$

81 This expression has been previously developed by [Heinson et al. \(2012\)](#) and
 82 before that by [Nicolai et al. \(1994\)](#). In these works however, the mathematical
 83 hypothesis $0 < D_{fi} < 2$ was not mentioned. Nevertheless, by comparing this
 84 analytical expression with a numerical solution, it seems that expression of

B is correct for $0 < D_{fi} < 3$ at least if $\beta \leq 2.5$. It is interesting to observe that the power-law regime is not affected by polydispersity except if D_{fi} or β are intrinsically affected by the primary sphere polydispersity, as explained in the next section.

The novelty of the proposed approach is to provide a generalized expression for the structure factor (Eq. 20), which is valid for all numbers of primary spheres and takes into account the primary sphere polydispersity.

This advantage can be illustrated by observing the particular case of forward light scattering ($q \rightarrow 0$) for an agglomerate consisting of monodisperse primary spheres. By applying a limited development of the functions in Eq. 20 and by using the definition of the radius of gyration, one can show that:

$$S(q \rightarrow 0) = \frac{V_p}{V_a} + \left(1 - \frac{V_p}{V_a}\right) \left(1 + \frac{q^2}{3} \frac{R_g^2 - \frac{V_p}{V_a} \frac{3}{5} R_p^2}{1 - \frac{V_p}{V_a}}\right) \quad (23)$$

For large agglomerates, the well known result $S(q \rightarrow 0) = 1 + \frac{(qR_g)^2}{3}$ related to the Guinier regime can be found but, if the number of primary spheres tends toward 1, the structure factor at $q = 0$ becomes constant and equal to 1. Equation 23 also allows the minimum number of primary spheres needed for the Guinier regime to become valid to be evaluated. Equation 20 can be used to answer the same question in the polydisperse case, for any scattering angle or wavelength.

3. Results

3.1. Determination of the model's parameters

In order to evaluate the parameters of the model, a statistical analysis was conducted on Diffusion Limited Cluster Agglomerates (DLCA) made up of mono- and polydisperse primary spheres. The code MCAC [Morán et al. \(2020\)](#); [Morán et al. \(2020\)](#) has been used, forcing the agglomeration to stay within the Epstein regime in order to generate standard DLCA morphologies. The volume fraction was fixed at 1 ppm, temperature 1700 K and 1 atm of pressure, the primary sphere median diameter at $D_{p,geo} = 80$ nm and $\sigma_{p,geo} = 1.45$ for the case of polydisperse monomers. A total number of 27,342 and 24,150 agglomerates have been simulated for monodisperse and polydisperse monomers respectively. The classical fitting of N_p vs R_g/R_{pv} by the fractal law (1) enables (Fig. 6) the population fractal dimensions and prefactors to be determined respectively $D_{fp} = 1.77$ and $k_{fp} = 1.58$ for monodisperse and

113 $D_{fp} = 1.77$ and $k_{fp} = 1.69$ in the polydisperse cases. Those values are typical
 114 of DLCA generated fractal agglomerates Eggersdorfer and Pratsinis (2012);
 115 Bushell and Amal (1998).

116 Regarding the numerical computation of the pair correlation, most of
 117 the studies in the literature only considered the position of the centers of
 118 the spheres and not their volume. This makes some peaks in $A(r)$ to ap-
 119 pear for distances $r \leq 4R_p$ Filippov et al. (2000); Lattuada and Ehrl (2009);
 120 Lattuada et al. (2003). Additionally, the application of this method is com-
 121 monly limited to monodisperse point-touching monomers. A few studies have
 122 attempted to calculate it for more complex morphologies, including the par-
 123 tial distance distribution function introduced by Bushell and Amal (1998)
 124 and the volume-based pair correlation function introduced by Morán et al.
 125 (2019). The latter is used in the present study because it has the advantage
 126 of considering the contribution of primary particles and is not limited to the
 127 specific primary particle size distribution, shape or level of overlapping be-
 128 tween monomers. The pair correlation function is then calculated based on
 129 300 random orientations and 200 radial positions Morán et al. (2019).

Concerning the fitting process, for each agglomerate, the radii of the
 constituting primary spheres are known as well as the agglomerate volume
 (V_a) and radius of gyration (R_g). The model is thus reduced to only four
 unknown parameters, namely D_{fi} , β , ξ_∞/R_g , ξ_0/R_{pv} . The necessity to search
 for D_{fi} or to impose it, is discussed in the next section. The normalized pair
 correlation is fitted with the following expression of the model which comes
 from Eq. 12 after replacing C by Eq. 18:

$$\begin{aligned} \frac{A(r)}{V_a} = & \frac{1}{N_p R_{pv}^3} \sum_i^{N_p} \underbrace{\left(R_{pi}^3 - \frac{3}{4} r R_{pi}^2 + \frac{r^3}{16} \right)}_{r \in [0, 2R_{pi}]} \\ & + \frac{\varphi D_{fi}}{3} \left(\frac{r}{R_{pv}} \right)^{D_{fi}-3} \left(e^{-\left(\frac{r}{R_g} \frac{R_g}{\xi_\infty} \right)^\beta} - e^{-\left(\frac{r}{R_{pv}} \frac{R_{pv}}{\xi} \right)^\beta} \right) \end{aligned} \quad (24)$$

The parameter φ in Eq. 24 is obtained from the agglomerate's volume by
 rewriting Eq. 13 which is :

$$\varphi = \left(V_a - \frac{\overline{V_p^2}}{\overline{V_p}} \right) \frac{3\beta}{4\pi D_{fi} \Gamma\left(\frac{D_{fi}}{\beta}\right)} \frac{R_{pv}^{-3}}{\left(\left(\frac{R_g}{\xi_\infty} \right)^{-D_{fi}} \left(\frac{R_g}{R_{pv}} \right)^{D_{fi}} - \left(\frac{R_{pv}}{\xi} \right)^{-D_{fi}} \right)} \quad (25)$$

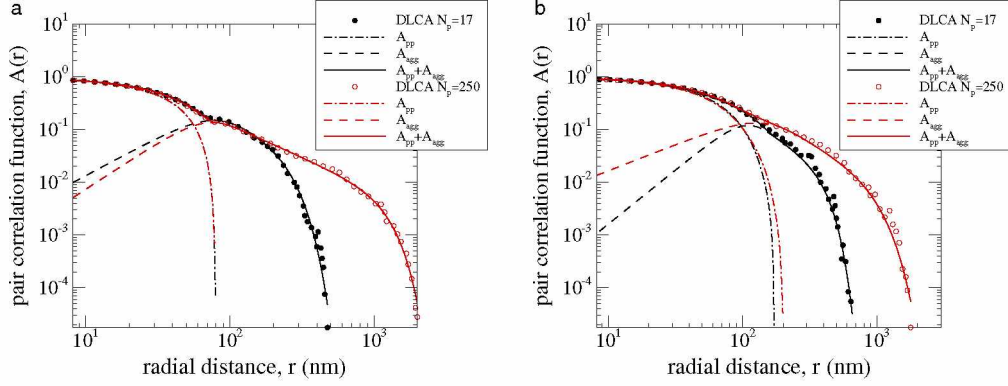


Figure 1: Examples of normalized pair correlation functions (dots), the contribution of primary particles A_{pp} (dash-dotted line), the contribution of the agglomerate A_{agg} (dashed line) and the total fit (continuous line). Figure (a) and (b) correspond to monodisperse and polydisperse ($\sigma_{p,geo} = 1.45$) primary particles, respectively. Chosen agglomerates consist of $N_p = 17$ (black color) and $N_p = 250$ (red color).

Four examples of pair correlation functions are presented by different symbols in Fig. 1. The left half of the figure presents the fitting for two agglomerates made up of 17 and 250 monodisperse primary spheres respectively whereas the right half reports the results for polydisperse primary spheres ($\sigma_{p,geo} = 1.45$). The fit is very good in all studied cases, showing that the assumption of a unique β holds for a correct fitting process. The model also succeeds in taking into account, the hump present at the transition between A_{pp} (dash lines) and A_{agg} (long dashed lines). It can be observed that the contribution from primary particles A_{pp} is independent of N_p for monodisperse monomers and slightly dependent of N_p for polydisperse monomers. Also, A_{agg} shows a clear difference for small and large N_p . This dependence is studied systematically in the following sections.

3.2. Mean individual fractal dimension D_{fi}

In Fig. 2, the individual monodisperse and polydisperse fractal dimensions as reported as a function of the number of primary spheres per agglomerate. A few error bars are added to represent the 95% interval confidence for illustration purposes but they are not shown everywhere to avoid cluttering the figure. Firstly, a variation of the individual fractal dimension at least up to $N_p \approx 30$ can be observed, even if for small agglomerates, the domain of the pair correlation function used for determining the fractal dimension is too

150 small to obtain a reliable result, as indicated by the large error bars at small
 151 N_p . From this point of view, imposing D_{fi} to have its asymptotic value can be
 152 considered without having significant impact on the quality of the fit. Since
 153 there is a large dispersion of D_{fi} for a given number of primary spheres, the
 154 difference between fractal dimensions for the monodisperse and polydisperse
 155 cases does not appear to be significant, thus indicating that polydispersity
 156 does not seem to significantly affect the individual fractal dimension. They
 157 both have a common asymptotic value of 1.64. At first, it might appear
 158 surprising to observe a lower asymptotic individual fractal dimension than
 159 that observed in the population based fractal plot, typically equal to 1.77,
 160 as indicated in the previous section. However, this difference between fractal
 161 dimensions determined by population and individual approaches has already
 162 been reported by [Wozniak et al. \(2012\)](#), who also found a lower individual
 163 fractal dimension (1.66 for Diesel soot particles) by using a Box-Counting
 164 method compared to $D_{fp} = 1.88$ obtained by using the classical fractal-law.
 165 More recently [Altenhoff et al. \(2020\)](#) found an average asymptotic fractal di-
 166 mension ~ 1.61 for individual agglomerate (obtained also by Box-Counting)
 167 for soot particles from premixed diffusion flames while the population one is
 168 within the $D_{fp} = 1.70 - 1.82$ depending on the method used. An explanation
 169 for this difference is suggested in this section.

170 In what follows, the pair correlation model fitting is systematically per-
 171 formed by considering two scenarios. First, by imposing D_{fi} to have its
 172 asymptotic value (dashed lines Fig. 2) and secondly, by letting the individ-
 173 ual fractal dimension D_{fi} be free. In any cases however, D_{fi} is not imposed
 174 to be equal to D_{fp} as previously done by [Heinson et al. \(2012\)](#) since it clearly
 175 appears that it does not correspond to the asymptotic behaviour exhibited
 176 by Fig. 2.

177 3.3. The packing factor φ

178 The packing factor is not directly determined during the fitting process
 179 but is used as a constraint (see Eq. 25). The corresponding dependence on
 180 the number of primary spheres per agglomerate (see left-hand part of Fig. 3)
 181 is found to be highly dependent on whether the fractal dimension is imposed
 182 or left free. This factor quantifies the local compactness in the vicinity of
 183 a given primary sphere whereas fractal dimension is the general, scale de-
 184 pendence of the compactness of the agglomerate. The imposed D_{fi} case is
 185 considered in the following since it produces a monotonous increase of the
 186 packing factor. In the monodisperse case, this parameter is found to increase,

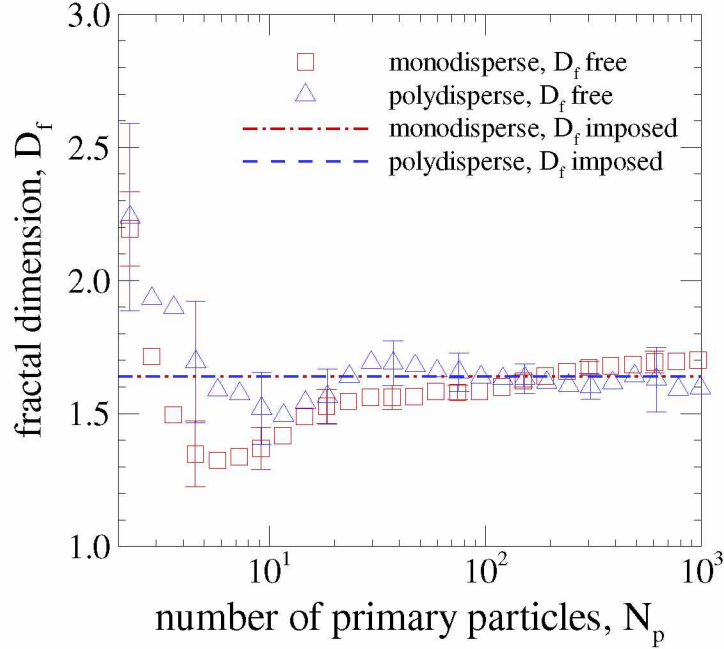


Figure 2: Fitted individual D_{fi} as a function of the number of primary particles. Error bars correspond to the 95% confidence intervals.

187 tending towards an asymptotic value close to 1.0, which is larger than the
 188 value proposed by [Heinson et al. \(2012\)](#) for large DLCA agglomerates (0.68).
 189 However, it should be noted that the latter value was determined by the
 190 authors by interpreting the product $\varphi \times D_f$ by considering $D_{fi} = 1.8$, thus
 191 explaining the lower determination of the packing factor than in the present
 192 study, as can be verified by examining Eq. 25. It should also be noted that,
 193 unlike the aforementioned work, φ is not constant, indicating that the lo-
 194 cal compactness increases with agglomerate size. Because for point-contact
 195 cluster-cluster agglomerates the only way to increase the local compactness
 196 at the vicinity of the primary sphere is to increase the number of contacts be-
 197 tween spheres (coordination number), the main explanation of the observed
 198 increase of the packing factor is the increase of the coordination number
 199 (see [Appendix B](#)). This is certainly due to the fact that larger structures
 200 present a larger accessible surface area for cluster collisions enabling a more
 201 important local compactness the occur when the cluster is large. The present
 202 result seems to indicate that local compactness can be further increased with

203 the primary sphere polydispersity (blue triangles tending to $\varphi \approx 1.4$) and
 204 the number of primary spheres necessary to reach an asymptotic value seems
 205 also to be increased. The continuous curves in the imposed fractal dimension
 206 case corresponds to purely empirical fittings that will be used in section 3.6.

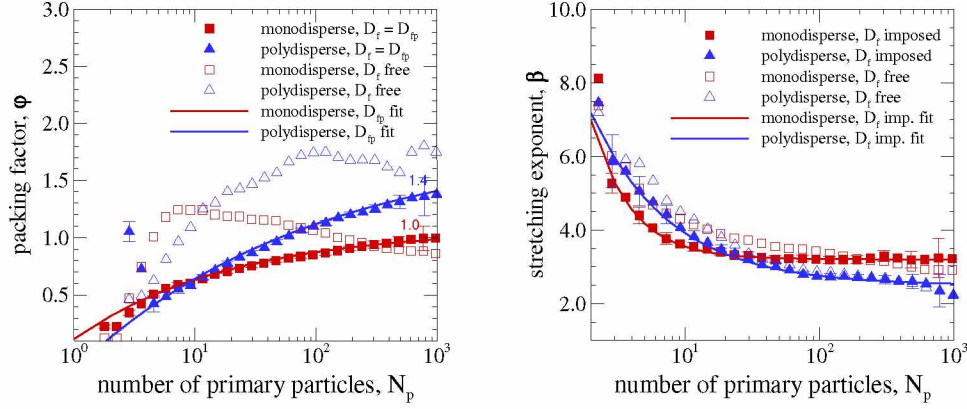


Figure 3: Fitted packing factor and stretching exponent as a function of the number of primary particles. The error bars correspond to the 95% confidence intervals.

207 3.4. The stretching exponent β

208 The stretching exponent is reported in the right-hand part of Fig. 3.
 209 Whether the individual fractal dimension is imposed or not, β experiences a
 210 strong decrease with the agglomerate size increase. For small agglomerates, β
 211 tends towards β_0 (small scales) whereas it tends towards β_∞ for large agglom-
 212 erates (domination of large scales). So, the right-hand part of Fig. 3 indicates
 213 that the probability for finding a primary sphere, which corresponds to the
 214 meaning of $A(r)$, decreases more sharply for small structures than for larger
 215 ones. This is related to the increasing number of possible configurations
 216 for positioning a new primary sphere on the outer shell of an increasingly
 217 large agglomerate. Unlike φ , an asymptotic behaviour is found for large N_p .
 218 The corresponding asymptotic value is found to be larger for monodisperse
 219 agglomerates ($\beta_\infty = 3.2$) than for polydisperse ones ($\beta_\infty = 2.6$). The poly-
 220 disperse value is in better agreement with Heinson et al. (2012) than the
 221 monodisperse primary sphere case where they determined $\beta_\infty = 2.5$. Hein-
 222 son et al. (2012) have shown that β is correlated to the particle anisotropy
 223 and fractal prefactor. Indeed, we will see that the fractal prefactor is also
 224 increased in the polydisperse case.

225 3.5. Small ξ_0 and large ξ_∞ scales characteristic size parameters

226 As explained in section 2, the agglomerate term A_{agg} of the pair correlation function is delimited by small ξ_0 and large ξ_∞ scale size parameters.
 227 Those parameters are presented respectively in the left- and right-hand parts
 228 of Fig. 4 after being made dimensionless by the volume equivalent primary
 229 radius R_{pv} and the radius of gyration R_g respectively. The former increases
 230 with the agglomerate size, which can be explained by a numerical compensating effect due to the decrease of the β parameter. That increase is more
 231 pronounced for polydisperse primary spheres than for monodisperse ones.
 232 On the other hand, the dimensionless large scale cutoff parameter decreases
 233 with the agglomerate size. This is mathematically explained by the decrease
 234 of the β with N_p since ξ_∞/R_g is driven by β and D_{fi} for large agglomerates
 235 (see Eq. 19). It can be seen that the forcing of D_{fi} has a limited impact on
 236 these two dimensionless parameters.
 237

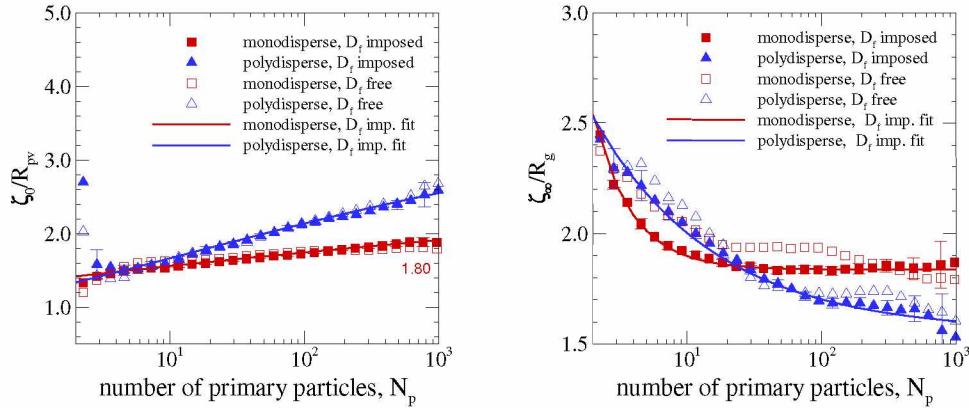


Figure 4: Fitted size parameters of the cutoff functions at small and large scales as a function of the number of primary particles. Error bars correspond to the 95% confidence intervals.

239 3.6. Application of the model to the determination of the fractal prefactor and agglomerates structure factor

240 To summarize, independently of the number and the polydispersity of the primary spheres, the agglomerate volume (Eq. 13), radius of gyration (Eq. 15), individual prefactor (Eq. 16) and structure factor (Eq. 20) can be

expressed as a function of D_{fi} , β , φ , ξ_∞ , ξ_0 by the following set of equations:

$$\left\{ \begin{array}{l} \xi = [\xi_0^{-\beta} + \xi_\infty^{-\beta}]^{-1/\beta} \\ N_p = \frac{\overline{R_p^6}}{R_p^{3/2}} + \frac{\varphi D_{fi}}{\beta} \Gamma\left(\frac{D_{fi}}{\beta}\right) \left(\frac{\xi_\infty^{D_{fi}} - \xi^{D_{fi}}}{R_p^{D_{fi}}}\right) \\ R_g^2 = \frac{3}{5} \frac{\overline{R_p^8}}{R_p^{3/2}} \frac{1}{N_p} + \left(1 - \frac{\overline{R_p^6}}{R_p^{3/2}} \frac{1}{N_p}\right) \frac{\Gamma\left(\frac{D_{fi}+2}{\beta}\right)}{2\Gamma\left(\frac{D_{fi}}{\beta}\right)} \frac{(\xi_\infty^{D_{fi}+2} - \xi^{D_{fi}+2})}{(\xi_\infty^{D_{fi}} - \xi^{D_{fi}})} \\ k_{fi} = N_p \left[\frac{3}{5} \frac{\overline{R_p^8}}{R_p^{3/2}} \frac{1}{N_p} + \left(1 - \frac{\overline{R_p^6}}{R_p^{3/2}} \frac{1}{N_p}\right) \frac{\Gamma\left(\frac{D_{fi}+2}{\beta}\right)}{2R_p^2 \Gamma\left(\frac{D_{fi}}{\beta}\right)} \frac{(\xi_\infty^{D_{fi}+2} - \xi^{D_{fi}+2})}{(\xi_\infty^{D_{fi}} - \xi^{D_{fi}})} \right]^{-\frac{D_{fi}}{2}} \\ S(q) = \frac{1}{N_p R_p^{3/2}} \int_0^\infty 9R_p^6 \frac{[\sin(qR_p) - qR_p \cos(qR_p)]^2}{(qR_p)^6} f_{pp}(R_p) dR_p \\ \quad + \left(1 - \frac{1}{N_p} \frac{\overline{R_p^6}}{R_p^{3/2}}\right) \frac{\beta}{q^{D_{fi}} \Gamma\left(\frac{D_{fi}}{\beta}\right)} \frac{\Lambda(q, \xi_\infty, D_{fi}, \beta) - \Lambda(q, \xi, D_{fi}, \beta)}{\xi_\infty^{D_{fi}} - \xi^{D_{fi}}} \\ \Lambda(q, \xi, D_{fi}, \beta) = \int_0^\infty (qr)^{D_{fi}-1} e^{-\left(\frac{r}{\xi}\right)^\beta} \frac{\sin(qr)}{qr} d(qr) \end{array} \right. \quad (26)$$

241 In what follows, in order to illustrate the modelling of the fractal prefactor
 242 and structure factor, equations 26 are considered along with the analysis of
 243 the parameters dependence on N_p based on the fitting process with D_{fi} im-
 244 posed to 1.64 (plain curves in Figs. 3,4 and corresponding equations reported
 245 in Appendix A).

246 Figure 5 presents in fill symbols the solution of Eq. 26 for the modelling of
 247 the individual fractal prefactor by considering $D_{fi} = 1.64$. The results show
 248 that the individual fractal prefactor never reaches a plateau and a dependence
 249 on N_p should be considered, in particular for polydisperse primary spheres
 250 (red curve). But, even for the monodisperse case for which a asymptotic
 251 value seems attainable, k_{fi} is still varying at N_p 's recommended by previous
 252 studies Ehrl et al. (2009); Lazzari et al. (2016); Isella and Drossinos (2010).
 253 The open symbols in Fig. 5 correspond to the application of the asymptotic
 254 derivation proposed by Heinson et al. (2012) (Eq. 7) by considering the de-
 255 pendence of β and φ on N_p as reported in Fig. 3 and in Appendix A. There
 256 is clearly a very good agreement with the present model for large agglomer-
 257 ates. The difference between both approaches is an indication of the influence
 258 played by the cutoff at small scales and by taking into account, the primary
 259 spheres self-intersection A_{pp} that represents the novelty of the present study.

Surprisingly, it appears that approximately 70 and 40 primary spheres respectively are necessary in the monodisperse and polydisperse case to make the influence of the small scales negligible. This shows the importance of taking into account small scale effects, in particular as most of particles have typical sizes in this range, such as soot particles that have an average number of primary spheres close to 100 Köylü and Faeth (1992); Yon et al. (2018); Sorensen et al. (1992b).

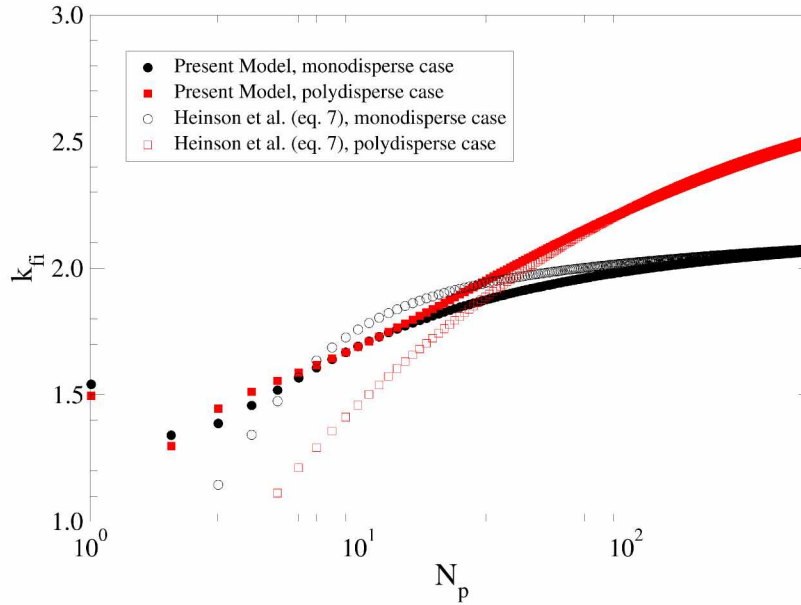


Figure 5: Application of the model to the determination of the individual fractal prefactor k_{fi} depending on the number of primary spheres.

Fig. 5 clearly reports larger k_{fi} for large agglomerates made of polydisperse spheres compared to the monodisperse ones. This is related to the previously observed larger packing factor, as depicted in the left half of Fig. 3. As an illustration, the ratio between k_{fi} in polydisperse and monodisperse cases is found to be 1.11 for $N_p = 100$, which is in good agreement with the ratio of k_{fp} that is found to be 1.07. But, in addition to varying with N_p , k_{fi} is found to be much larger than k_{fp} . This can also explain why the population based fractal dimension $D_{fp} = 1.77$ is found to be larger than

275 $D_{fi} = 1.64$.

276 These findings are confirmed by Fig. 6, which presents the classical popu-
277 lation based mass fractal plot for both monodisperse and polydisperse studied
278 agglomerates. The points correspond to each considered individual agglom-
279 erate in the present study and the continuous red curves correspond to the
280 present model (with D_{fi} imposed at 1.64 and a variable k_{fi} reported in fig. 5).
281 It can be clearly seen that the model is in good agreement with the points
282 scatter. Also, the fitting of the model's curves by a classical fractal law pro-
283 duces population based fractal parameters (equations in red in Fig. 6) in
284 good agreement with the ones determined from the points scatter and thus
285 with conventional values of D_{fi} and k_{fi} . This corroborates the observations
286 made by [Wozniak et al. \(2012\)](#), suggesting that the conventional fractal di-
287 mension determined based on the fractal plot is not exactly representative
288 of the individual one expressed by the pair correlation function (or structure
289 factor as explained in the next section). This is explained by the important
290 role played by the cutoff functions making the agglomerate not really fractal
291 but "quasi-fractal".

292 Figure 7 presents the result of the modelling of the structure factor for
293 different values of N_p from 1 to 300 in the monodisperse (upper half) and the
294 polydisperse case (bottom half). The structure factors are multiplied by the
295 square of the agglomerate's volume because the scattered light intensity is
296 proportional to that product. It also enables the curves to be distinguished
297 graphically. The abscissa is the classical dimensionless form of the q param-
298 eter by considering the radius of gyration of the agglomerate. The figure
299 illustrates the ability of the proposed model to evaluate the structure factor
300 of agglomerates independently of their size and taking polydispersity into
301 account. Indeed, the model reproduces the Porod's slope (-4) as illustrated
302 for $N_p = 1$ and corresponding oscillations in the monodisperse case. It is
303 also able to reproduce the Guinier and power-law regimes for $qR_g \leq 3$ and
304 $3 \leq qR_g \leq 30$ respectively as illustrated by the relatively good agreement
305 with the Dobbins and Megaridis structure factor [Dobbins and Megaridis](#)
306 [\(1991\)](#) for fractal agglomerates reported in the dashed green curves. Never-
307 theless, unlike the Dobbins and Megaridis' structure factor (RDG-FA), the
308 current model enables the transition from power-law regime toward Porod's
309 regime at large q , to be determined. This is of interest in particular for the
310 interpretation of SAXS measurements since the range of q covered by X-rays
311 for nanoparticles usually contains this transition regime between power-law
312 and Porod's law.

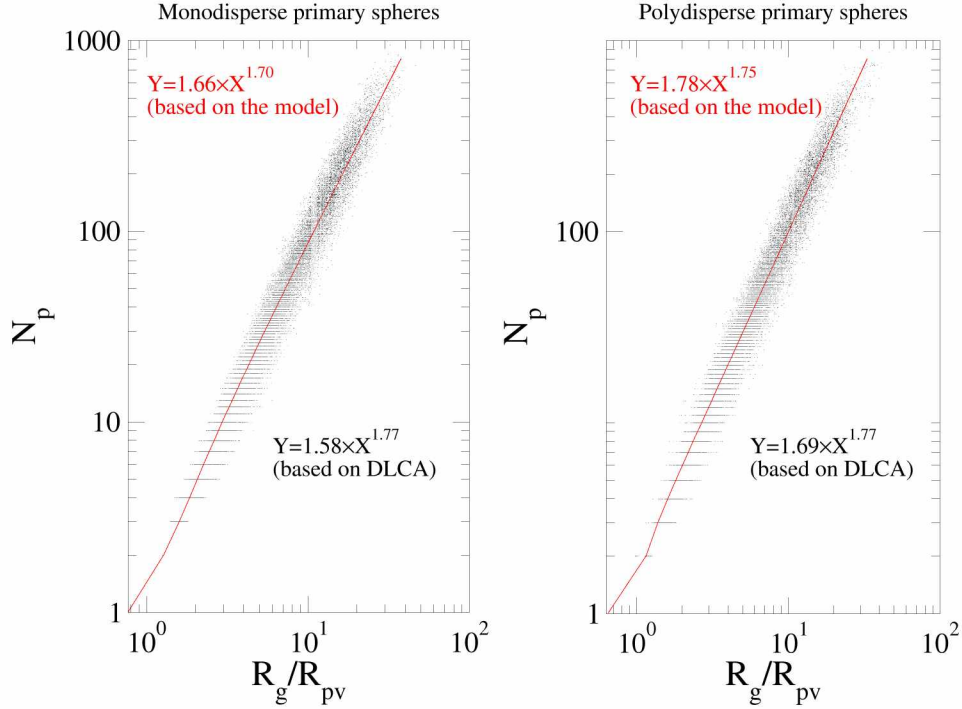


Figure 6: Fractal Plots. Each dot corresponds to a given agglomerate, the continuous red curve corresponds to the proposed modelling.

313 In addition to the particle size determination, one of the most usual uses
 314 of Static Light Scattering with visible light or SAXS with X rays, is the
 315 determination of the local slopes in the log-log representation of the structure
 316 factor in the power-law and Porod's law regimes, which provide $-D_{fi}$ for large
 317 agglomerates and -4 for smooth primary spheres respectively. To discuss
 318 this ability, the magnitude of the local slopes based on the proposed model
 319 for the polydisperse case and different agglomerate sizes (N_p) is plotted in
 320 Fig. 8. The dashed lines represent the expected values for the power-law
 321 and Porod's law. The figure illustrates that particular care must be taken
 322 when interpreting the local slopes for both discussed regimes. Indeed, even
 323 for large agglomerates ($N_p = 300$ in the present case), oscillations can be
 324 observed in the range qR_g between 3 – 30, where RDG-FA predicts a plateau

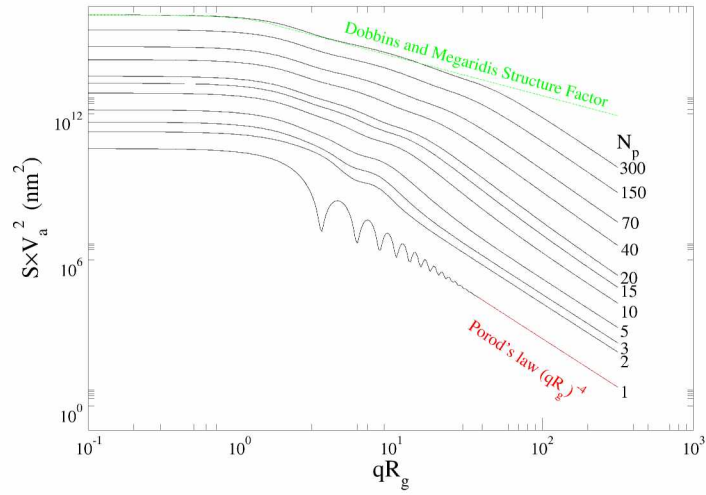
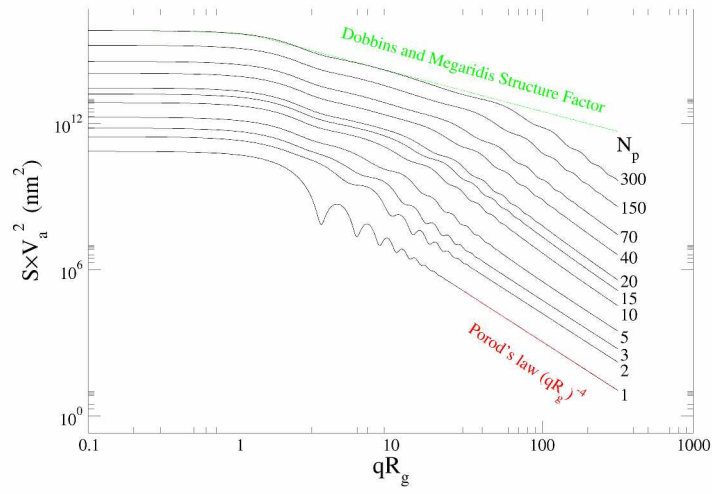


Figure 7: Application of the model to the determination of the structure factor dependence on the number of primary spheres. The upper shows the monodisperse primary spheres case, and bottom half, the polydisperse primary spheres case.

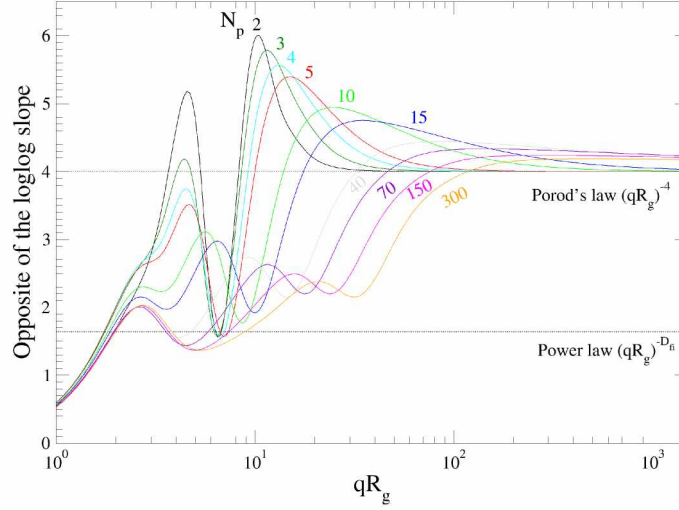


Figure 8: Opposite of the magnitude of the local slope of the modelled structure factor for different number of primary particles in polydisperse case.

325 equal to the fractal dimension. Consequently, it appears quite illusive to
 326 accurately determine the fractal dimension based on a local fitting of the
 327 structure factor for quasi-fractal agglomerates. It also appears in Fig. 8 that
 328 to arrive at the Porod regime qR_g must be larger as the particle size grows.
 329 Even if a Porod's law seems established for large qR_g in the bottom plot
 330 of Figure 7, its fitting can provide different values than 4 even if particles
 331 are perfectly smooth spheres in point contact. This is due to the strong
 332 influence of the agglomerate structure A_{agg} up to large q . Consequently, it is
 333 important to be aware of this effect in order not to interpret this change of
 334 slope as an indication of the primary sphere surface roughness as proposed by
 335 Beaucage [Beaucage \(1995\)](#); [Beaucage et al. \(2004\)](#), even if this effect cannot
 336 be excluded. Note that experimental measurements are smoothed due to the
 337 polydisperse nature of the agglomerate population, that is not considered in
 338 the present analysis.

339 4. Conclusions

340 Experimentally measured nanoparticle agglomerates are usually regarded
 341 as fractal-like due to their finite size. In this context, their morphological
 342 characterization usually involves the addition of a cut-off function [Sorensen](#)
 343 [\(2001\)](#); [Cai et al. \(1995\)](#); [Sorensen et al. \(1992a\)](#); [Nicolai et al. \(1994\)](#); [Hein-](#)
 344 [son et al. \(2012\)](#). However, these morphological analyses are also limited
 345 at small scales, particularly when approaching the monomer size scale. To
 346 the author’s knowledge, apart from the work carried out by [Lattuada et al.](#)
 347 [\(2003\)](#), there are currently no models able to overcome this issue and there-
 348 fore, the present work is intended to cover this gap. This is achieved by
 349 considering the contribution of the primary spheres in the modeling of the
 350 pair correlation function as well as by adding a cutoff function at small scales.

351 This results in a more sophisticated modeling of the pair correlation based
 352 on 5 parameters, namely the individual agglomerate’s fractal dimension, the
 353 packing factor, the stretching exponent and two characteristic size param-
 354 eters representative of small and large scales plus a parameter describing the
 355 primary sphere size distribution. In the limit of large agglomerates, the pro-
 356 posed method gives results in good agreement with previous work [Ehrl et al.](#)
 357 [\(2009\)](#); [Lazzari et al. \(2016\)](#).

358 The dependence of the model parameters on agglomerate size has been
 359 investigated by computing the pair correlation functions of numerically gen-
 360 erated DLCA agglomerates. Analytical expressions for the individual fractal
 361 prefactor and structure factor are also derived from the proposed model.

362 One important result is that the classical fractal law based on a popu-
 363 lation of agglomerates is not suitable for determining the individual fractal
 364 dimension, due to the limitations in fractal geometry induced by both small
 365 and large scales. Indeed, the fractal prefactor is shown to strongly evolve
 366 with agglomerate size, thus resulting in an overestimation of the effective
 367 population based fractal dimension (classically 1.77 for DLCA agglomer-
 368 ates) compared to the individual one (found to be 1.64 in the present study).
 369 Consequently, the agglomerates have to be extremely large (constituted of a
 370 very large number of primary spheres, more than 100) to avoid the bias in-
 371 duced by the finite size of the particle. Therefore, the present work highlights
 372 the bias induced by small scales that is shown to be particularly important
 373 when considering the polydispersity of primary spheres. Furthermore, it is
 374 found that the local porosity (packing factor) also evolves with particle size.

375 The present work also enables the unified modelling of the structure fac-

376 tor for quasi-fractal agglomerates to be carried out, regardless the number of
 377 primary spheres and taking polydispersity into account. This work therefore
 378 extends the field of validity of the RDG-FA model [Sorensen \(2001\)](#); [Dob-](#)
 379 [bins and Megaridis \(1991\)](#) and provides a theoretical basis for the scaling
 380 approaches as proposed by Beaucage [Beaucage \(1995\)](#). Supplementing the
 381 investigation by [Lattuada et al. \(2003\)](#), this work enables the modelling to
 382 be carried out of the transition between Guinier and Power-law regimes as
 383 well as between Power-law and Porod’s law regimes. This approach is thus
 384 a promising and complementary tool to the RDG-FA and Beaucage mod-
 385 els for the interpretation of visible or X-ray light scattering experiments for
 386 agglomerates constituted of a limited number of primary spheres.

387 The aim of the present model is for the analysis of experimental TEM/SEM
 388 images of nanoparticles agglomerates, especially at early stages of particle
 389 formation where agglomerates consist of a few number of monomers [Bescond](#)
 390 [et al. \(2014\)](#); [Ouf et al. \(2019\)](#). Indeed, correlations for agglomerates pro-
 391 jected areas, collision radius, etc. may be adapted to small agglomerates
 392 based on the current model [Brasil et al. \(1999\)](#); [Thajudeen et al. \(2012\)](#). Also,
 393 the numerical simulations of nanoparticle coagulation based on the popula-
 394 tion balance equation, lack models for agglomerates morphology ranging from
 395 one monomer to large agglomerates [Kostoglou and Konstandopoulos \(2001\)](#).
 396 The same problem is found for tunable algorithms where the uncertainty of
 397 selecting constant fractal parameters during the agglomeration of particles
 398 still exists [Morán et al. \(2019\)](#); [Singh and Tsotsas \(2020\)](#). The use of the
 399 present model in tunable codes is promising in order to generate more realistic
 400 morphologies, closer to those produced by Diffusion Limited particle-Cluster
 401 Agglomeration [Meakin \(1999\)](#); [Eggersdorfer and Pratsinis \(2012\)](#). Future de-
 402 velopments of the proposed model should take into account, primary sphere
 403 overlapping, more realistic morphologies and aggregates size polydispersity.

404 **Acknowledgments**

405 This work was financed by ANR ASTORIA (N° ANR-18-CE05-0015)
 406 and the Region of Normandy (project RIN Gaspropres). We also thank the
 407 CRIANN numerical resources supported by the Normandy region.

408 **Appendix A. Fits of the pair correlation function parameters**

409 *Appendix A.1. Monodisperse monomers*

Based on the imposed fractal dimension $D_{fi} = 1.64$

$$\beta = 3.203 + \exp(-1.476(\log(N_p) - 1.592)) \quad (\text{A.1})$$

$$\frac{\xi_0}{R_{pv}} = \frac{2.599}{1 + \exp(-0.135(\log(N_p) + 0.687))} \quad (\text{A.2})$$

$$\frac{\xi_\infty}{R_g} = 1.836 + \exp(-1.510(\log(N_p) - 0.457)) \quad (\text{A.3})$$

$$\phi = 1.080 - \exp(-0.334(\log(N_p) + 0.116)) \quad (\text{A.4})$$

$$\Gamma(D_f/\beta) = 1.36 + \frac{1.54}{\ln N_p} \quad (\text{A.5})$$

$$\frac{\Gamma\left(\frac{D_{fi}+2}{\beta}\right)}{2\Gamma\left(\frac{D_{fi}}{\beta}\right)} = 0.31 - 0.19 \frac{\ln N_p}{N_p} \quad (\text{A.6})$$

410 *Appendix A.2. Polydisperse monomers*

Based on the imposed fractal dimension $D_{fi} = 1.64$:

$$\beta = 2.496 + \exp(-0.739(\log(N_p) - 2.778)) \quad (\text{A.7})$$

$$\frac{\xi_0}{R_{pv}} = \frac{3.448}{1 + \exp(-0.242(\log(N_p) - 2.587))} \quad (\text{A.8})$$

$$\frac{\xi_\infty}{R_g} = 1.554 + \exp(-0.481(\log(N_p) - 0.632)) \quad (\text{A.9})$$

$$\phi = 1.840 - \exp(-0.220(\log(N_p) - 3.123)) \quad (\text{A.10})$$

$$\Gamma(D_f/\beta) = 0.93 + \frac{2.26}{\ln N_p} \quad (\text{A.11})$$

$$\frac{\Gamma\left(\frac{D_{fi}+2}{\beta}\right)}{2\Gamma\left(\frac{D_{fi}}{\beta}\right)} = 0.37 - 0.39 \frac{\ln N_p}{N_p} \quad (\text{A.12})$$

411 Appendix B. The evolution of the average coordination number

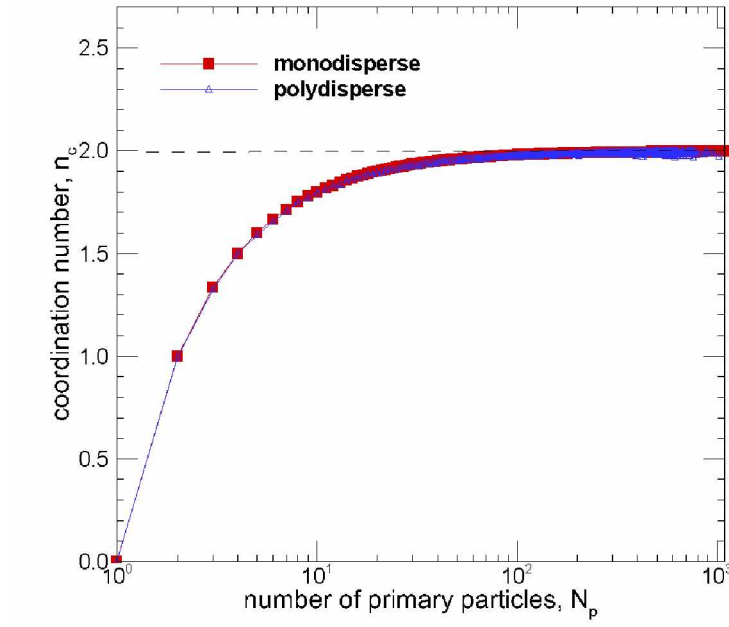


Figure B.9: Average coordination number as a function of the number of primary particles.

References

- Altenhoff, M., Aßmann, S., Perlitz, J.F., Huber, F.J., Will, S., 2019. Soot aggregate sizing in an extended premixed flame by high-resolution two-dimensional multi-angle light scattering (2d-mals). *Applied Physics B* 125, 176. doi:<https://doi.org/10.1007/s00340-019-7282-0>.
- Altenhoff, M., Aßmann, S., Teige, C., Huber, F.J., Will, S., 2020. An optimized evaluation strategy for a comprehensive morphological soot nanoparticle aggregate characterization by electron microscopy. *Journal of Aerosol Science* 139, 105470.
- Beaucage, G., 1995. Approximations leading to a unified exponential/power-law approach to small-angle scattering. *Journal of Applied Crystallography* 28, 717–728. doi:<https://doi.org/10.1107/S0021889895005292>.
- Beaucage, G., Kammler, H.K., Mueller, R., Strobel, R., Agashe, N., Pratsinis, S.E., Narayanan, T., 2004. Probing the dynamics of nanoparticle growth in a flame using synchrotron radiation. *Nature Materials* 3, 370. doi:<https://doi.org/10.1038/nmat1135>.
- Bescond, A., Yon, J., Ouf, F., Ferry, D., Delhayé, D., Gaffié, D., Coppalle, A., Rozé, C., 2014. Automated determination of aggregate primary particle size distribution by tem image analysis: application to soot. *Aerosol Science and Technology* 48, 831–841. doi:<https://doi.org/10.1080/02786826.2014.932896>.
- Betrancourt, C., Liu, F., Desgroux, P., Mercier, X., Faccinotto, A., Salamanca, M., Ruwe, L., Kohse-Höinghaus, K., Emmrich, D., Beyer, A., et al., 2017. Investigation of the size of the incandescent incipient soot particles in premixed sooting and nucleation flames of n-butane using lii, him, and 1 nm-smgs. *Aerosol Science and Technology* 51, 916–935. doi:<https://doi.org/10.1080/02786826.2017.1325440>.
- Bladh, H., Johnsson, J., Rissler, J., Abdulhamid, H., Olofsson, N.E., Sanati, M., Pagels, J., Bengtsson, P.E., 2011. Influence of soot particle aggregation on time-resolved laser-induced incandescence signals. *Applied Physics B* 104, 331–341. doi:<https://doi.org/10.1007/s00340-011-4470-y>.
- Bouvier, M., Yon, J., Lefevre, G., Grisch, F., 2019. A novel approach for in-situ soot size distribution measurement based on spectrally resolved light

445 scattering. *Journal of Quantitative Spectroscopy and Radiative Transfer*
446 225, 58–68. doi:<https://doi.org/10.1016/j.jqsrt.2018.12.018>.

447 Brasil, A., Farias, T., Carvalho, M., 1999. A recipe for image characterization
448 of fractal-like aggregates. *Journal of Aerosol Science* 30, 1379. doi:[https://doi.org/10.1016/S0021-8502\(99\)00026-9](https://doi.org/10.1016/S0021-8502(99)00026-9).

450 Bushell, G., Amal, R., 1998. Fractal aggregates of polydisperse particles.
451 *Journal of colloid and interface science* 205, 459–469. doi:[10.1006/jcis.](https://doi.org/10.1006/jcis.1998.5667)
452 [1998.5667](https://doi.org/10.1006/jcis.1998.5667).

453 Bushell, G., Amal, R., 2000. Measurement of fractal aggregates of polydis-
454 perse particles using small-angle light scattering. *Journal of colloid and in-*
455 *terface science* 221, 186–194. doi:[https://doi.org/10.1006/jcis.1999.](https://doi.org/10.1006/jcis.1999.6532)
456 [6532](https://doi.org/10.1006/jcis.1999.6532).

457 Bushell, G., Yan, Y., Woodfield, D., Raper, J., Amal, R., 2002. On techniques
458 for the measurement of the mass fractal dimension of aggregates. *Advances*
459 *in Colloid and Interface Science* 95, 1–50. doi:[https://doi.org/10.1016/](https://doi.org/10.1016/S0001-8686(00)00078-6)
460 [S0001-8686\(00\)00078-6](https://doi.org/10.1016/S0001-8686(00)00078-6).

461 Cai, J., Lu, N., Sorensen, C.M., 1995. Analysis of fractal cluster mor-
462 phology parameters: structural coefficient and density autocorrelation
463 function cutoff. *Journal of Colloid and Interface Science* 171, 470–473.
464 doi:<https://doi.org/10.1006/jcis.1995.1204>.

465 Cortés, D., Morán, J., Liu, F., Escudero, F., Consalvi, J.L., Fuentes, A.,
466 2018. Effect of fuels and oxygen indices on the morphology of soot gener-
467 ated in laminar coflow diffusion flames. *Energy & fuels* 32, 11802–11813.
468 doi:<https://doi.org/10.1021/acs.energyfuels.8b01301>.

469 Debye, P., Anderson Jr, H., Brumberger, H., 1957. Scattering by an inho-
470 mogeneous solid. ii. the correlation function and its application. *Journal*
471 *of applied Physics* 28, 679–683.

472 Dobbins, R., Megaridis, C., 1991. Absorption and scattering of light by
473 polydisperse aggregates. *Appl. Opt.* 30, 4747–4754. doi:[https://doi.](https://doi.org/10.1364/AO.30.004747)
474 [org/10.1364/AO.30.004747](https://doi.org/10.1364/AO.30.004747).

- 475 Eggersdorfer, M.L., Pratsinis, S.E., 2012. The structure of agglomerates
476 consisting of polydisperse particles. *Aerosol science and technology* 46,
477 347–353. doi:<https://doi.org/10.1080/02786826.2011.631956>.
- 478 Ehrl, L., Soos, M., Lattuada, M., 2009. Generation and geometrical anal-
479 ysis of dense clusters with variable fractal dimension. *The Journal of*
480 *Physical Chemistry B* 113, 10587–10599. doi:[https://doi.org/10.1021/](https://doi.org/10.1021/jp903557m)
481 [jp903557m](https://doi.org/10.1021/jp903557m).
- 482 Filippov, A., Zurita, M., Rosner, D., 2000. Fractal-like aggregates: rela-
483 tion between morphology and physical properties. *Journal of colloid and*
484 *interface science* 229, 261–273. doi:[10.1006/jcis.2000.7027](https://doi.org/10.1006/jcis.2000.7027).
- 485 Gigone, B., Karataş, A.E., Gülder, Ö.L., 2019. Soot aggregate morphology in
486 coflow laminar ethylene diffusion flames at elevated pressures. *Proceedings*
487 *of the Combustion Institute* 37, 841–848. doi:[https://doi.org/10.1016/](https://doi.org/10.1016/j.proci.2018.06.103)
488 [j.proci.2018.06.103](https://doi.org/10.1016/j.proci.2018.06.103).
- 489 Gmachowski, L., 2002. Calculation of the fractal dimension of aggregates.
490 *Colloids and Surfaces A: Physicochemical and Engineering Aspects* 211,
491 197–203. doi:[https://doi.org/10.1016/S0927-7757\(02\)00278-9](https://doi.org/10.1016/S0927-7757(02)00278-9).
- 492 Heinson, W.R., Sorensen, C.M., Chakrabarti, A., 2012. A three parameter
493 description of the structure of diffusion limited cluster fractal aggregates.
494 *Journal of colloid and interface science* 375, 65–69. doi:[https://doi.org/](https://doi.org/10.1016/j.jcis.2012.01.062)
495 [10.1016/j.jcis.2012.01.062](https://doi.org/10.1016/j.jcis.2012.01.062).
- 496 Isella, L., Drossinos, Y., 2010. Langevin agglomeration of nanoparticles inter-
497 acting via a central potential. *Physical Review E* 82, 011404. doi:[https:](https://doi.org/10.1103/PhysRevE.82.011404)
498 [//doi.org/10.1103/PhysRevE.82.011404](https://doi.org/10.1103/PhysRevE.82.011404).
- 499 Jullien, R., 1992. The application of fractals to colloidal aggregation. *Croat-*
500 *ica Chemica Acta* 65, 215–235.
- 501 Kempema, N.J., Long, M.B., 2016. Combined optical and tem investigations
502 for a detailed characterization of soot aggregate properties in a laminar
503 coflow diffusion flame. *Combustion and Flame* 164, 373–385. doi:[https:](https://doi.org/10.1016/j.combustflame.2015.12.001)
504 [//doi.org/10.1016/j.combustflame.2015.12.001](https://doi.org/10.1016/j.combustflame.2015.12.001).
- 505 Kholghy, M., Saffaripour, M., Yip, C., Thomson, M.J., 2013. The evolution
506 of soot morphology in a laminar coflow diffusion flame of a surrogate for

- jet a-1. Combustion and Flame 160, 2119–2130. doi:<https://doi.org/10.1016/j.combustflame.2013.04.008>.
- Kostoglou, M., Konstandopoulos, A.G., 2001. Evolution of aggregate size and fractal dimension during brownian coagulation. Journal of Aerosol Science 32, 1399–1420. doi:[https://doi.org/10.1016/S0021-8502\(01\)00056-8](https://doi.org/10.1016/S0021-8502(01)00056-8).
- Köylü, Ü.Ö., Faeth, G., Farias, T.L., Carvalho, M.d.G., 1995. Fractal and projected structure properties of soot aggregates. Combustion and Flame 100, 621–633. doi:[https://doi.org/10.1016/0010-2180\(94\)00147-K](https://doi.org/10.1016/0010-2180(94)00147-K).
- Köylü, Ü.Ö., McEnally, C.S., Rosner, D.E., Pfefferle, L.D., 1997. Simultaneous measurements of soot volume fraction and particle size/microstructure in flames using a thermophoretic sampling technique. Combustion and Flame 110, 494–507. doi:[https://doi.org/10.1016/S0010-2180\(97\)00089-8](https://doi.org/10.1016/S0010-2180(97)00089-8).
- Köylü, , Faeth, G.M., 1992. Structure of overfire soot in buoyant turbulent diffusion flames at long residence times. Combustion and Flame 89, 140–156. doi:[https://doi.org/10.1016/0010-2180\(92\)90024-J](https://doi.org/10.1016/0010-2180(92)90024-J).
- Lapuerta, M., Martos, F.J., Martín-González, G., 2010. Geometrical determination of the lacunarity of agglomerates with integer fractal dimension. Journal of colloid and interface science 346, 23–31. doi:<https://doi.org/10.1016/j.jcis.2010.02.016>.
- Lattuada, M., Ehrl, L., 2009. Scattering properties of dense clusters of colloidal nanoparticles. The Journal of Physical Chemistry B 113, 5938–5950. doi:[10.1021/jp810976z](https://doi.org/10.1021/jp810976z).
- Lattuada, M., Wu, H., Morbidelli, M., 2003. A simple model for the structure of fractal aggregates. Journal of Colloid and Interface Science 268, 106–120. doi:<https://doi.org/10.1016/j.jcis.2003.07.027>.
- Lazzari, S., Nicoud, L., Jaquet, B., Lattuada, M., Morbidelli, M., 2016. Fractal-like structures in colloid science. Advances in colloid and interface science 235, 1–13. doi:<https://doi.org/10.1016/j.cis.2016.05.002>.
- Lee, K.O., Megaridis, C.M., Zelepouga, S., Saveliev, A.V., Kennedy, L.A., Charon, O., Ammouri, F., 2000. Soot formation effects of oxygen concentration in the oxidizer stream of laminar coannular nonpremixed

- methane/air flames. *Combustion and Flame* 121, 323–333. doi:[https://doi.org/10.1016/S0010-2180\(99\)00131-5](https://doi.org/10.1016/S0010-2180(99)00131-5).
- Lefevre, G., Yon, J., Bouvier, M., Liu, F., Coppalle, A., 2019. Impact of organic coating on soot angular and spectral scattering properties. *Environmental science & technology* 53, 6383–6391. doi:<https://doi.org/10.1021/acs.est.8b05482>.
- Lin, M., Klein, R., Lindsay, H., Weitz, D.A., Ball, R.C., Meakin, P., 1990. The structure of fractal colloidal aggregates of finite extent. *Journal of colloid and interface science* 137, 263–280. doi:[https://doi.org/10.1016/0021-9797\(90\)90061-R](https://doi.org/10.1016/0021-9797(90)90061-R).
- Meakin, P., 1991. Fractal aggregates in geophysics. *Reviews of Geophysics* 29, 317–354. doi:<https://doi.org/10.1029/91RG00688>.
- Meakin, P., 1999. A historical introduction to computer models for fractal aggregates. *Journal of Sol-Gel Science and Technology* 15, 97–117. doi:<https://doi.org/10.1023/A:1008731904082>.
- Morán, J., Fuentes, A., Liu, F., Yon, J., 2019. Fracval: An improved tunable algorithm of cluster–cluster aggregation for generation of fractal structures formed by polydisperse primary particles. *Computer Physics Communications* 239, 225–237. doi:[10.1016/j.cpc.2019.01.015](https://doi.org/10.1016/j.cpc.2019.01.015).
- Morán, J., Yon, J., Poux, A., 2020. Monte carlo aggregation code (MCAC) part 1: Fundamentals. *Journal of Colloid and Interface Science* 569, 184 – 194. doi:<https://doi.org/10.1016/j.jcis.2020.02.039>.
- Morán, J., Yon, J., Poux, A., Corbin, F., Ouf, F.X., Siméon, A., 2020. Monte carlo aggregation code (MCAC) part 2: Application to soot agglomeration, highlighting the importance of primary particles. *Journal of Colloid and Interface Science* 575, 274 – 285. URL: <http://www.sciencedirect.com/science/article/pii/S0021979720305336>, doi:<https://doi.org/10.1016/j.jcis.2020.04.085>.
- Nicolai, T., Durand, D., Gimel, J.C., 1994. Static structure factor of dilute solutions of polydisperse fractal aggregates. *Physical Review B* 50, 16357. doi:<https://doi.org/10.1103/PhysRevB.50.16357>.

- 570 Oltmann, H., Reimann, J., Will, S., 2010. Wide-angle light scattering (wals)
571 for soot aggregate characterization. *Combustion and Flame* 157, 516–522.
572 doi:<https://doi.org/10.1016/j.combustflame.2009.10.011>.
- 573 Ouf, F.X., Bourrous, S., Vallières, C., Yon, J., Lintis, L., 2019. Specific
574 surface area of combustion emitted particles: Impact of primary particle
575 diameter and organic content. *Journal of Aerosol Science* 137, 105436.
576 doi:<https://doi.org/10.1016/j.jaerosci.2019.105436>.
- 577 Rottereau, M., Gimel, J.C., Nicolai, T., Durand, D., 2004. Monte carlo
578 simulation of particle aggregation and gelation: II. pair correlation func-
579 tion and structure factor. *The European Physical Journal E* 15, 141–148.
580 doi:<https://doi.org/10.1140/epje/i2004-10045-9>.
- 581 Singh, A.K., Tsotsas, E., 2020. A tunable aggregation model incorporated
582 in monte carlo simulations of spray fluidized bed agglomeration. *Pow-
583 der Technology* 364, 417–428. doi:[https://doi.org/10.1016/j.powtec.
584 2020.02.016](https://doi.org/10.1016/j.powtec.2020.02.016).
- 585 Sorensen, C., 2001. Light scattering by fractal aggregates: a review.
586 *Aerosol Science & Technology* 35, 648–687. doi:[https://doi.org/10.
587 1080/02786820117868](https://doi.org/10.1080/02786820117868).
- 588 Sorensen, C., Cai, J., Lu, N., 1992a. Test of static structure factors for
589 describing light scattering from fractal soot aggregates. *Langmuir* 8, 2064–
590 2069. doi:<https://doi.org/10.1021/la00044a029>.
- 591 Sorensen, C., Lu, N., Cai, J., 1995. Fractal cluster size distribution measure-
592 ment using static light scattering. *Journal of Colloid and Interface Science*
593 174, 456–460. doi:<https://doi.org/10.1006/jcis.1995.1413>.
- 594 Sorensen, C.M., Cai, J., Lu, N., 1992b. Light-scattering measurements of
595 monomer size, monomers per aggregate, and fractal dimension for soot
596 aggregates in flames. *Applied Optics* 31, 6547–6557. doi:[https://doi.
597 org/10.1364/AO.31.006547](https://doi.org/10.1364/AO.31.006547).
- 598 Sorensen, C.M., Roberts, G.C., 1997. The prefactor of fractal aggregates.
599 *Journal of colloid and interface science* 186, 447–452. doi:[https://doi.
600 org/10.1006/jcis.1996.4664](https://doi.org/10.1006/jcis.1996.4664).

- 601 Tang, Q., Cai, R., You, X., Jiang, J., 2017. Nascent soot particle size distribu-
 602 tions down to 1 nm from a laminar premixed burner-stabilized stagnation
 603 ethylene flame. *Proceedings of the Combustion Institute* 36, 993–1000.
 604 doi:<https://doi.org/10.1016/j.proci.2016.08.085>.
- 605 Thajudeen, T., Gopalakrishnan, R., Hogan Jr, C.J., 2012. The collision rate
 606 of nonspherical particles and aggregates for all diffusive knudsen numbers.
 607 *Aerosol Science and Technology* 46, 1174–1186. doi:<https://doi.org/10.1080/02786826.2012.701353>.
- 609 Wentzel, M., Gorzawski, H., Naumann, K.H., Saathoff, H., Weinbruch, S.,
 610 2003. Transmission electron microscopical and aerosol dynamical char-
 611 acterization of soot aerosols. *Journal of aerosol science* 34, 1347–1370.
 612 doi:[https://doi.org/10.1016/S0021-8502\(03\)00360-4](https://doi.org/10.1016/S0021-8502(03)00360-4).
- 613 Wozniak, M., Onofri, F., Barbosa, S., Yon, J., Mroczka, J., 2012. Comparison
 614 of methods to derive morphological parameters of multi-fractal samples of
 615 particle aggregates from tem images. *Journal of Aerosol Science* 47, 12–26.
 616 doi:<https://doi.org/10.1016/j.jaerosci.2011.12.008>.
- 617 Wu, M.K., Friedlander, S.K., 1993. Note on the power law equation for
 618 fractal-like aerosol agglomerates. *Journal of colloid and interface science*
 619 159, 246–248. doi:<https://doi.org/10.1006/jcis.1993.1319>.
- 620 Yon, J., Ouf, F.X., Hebert, D., Mitchell, J.B., Teuscher, N., Le Gar-
 621 rec, J.L., Bescond, A., Baumann, W., Ourdani, D., Bizien, T., et al.,
 622 2018. Investigation of soot oxidation by coupling lii, saxs and scatter-
 623 ing measurements. *Combustion and Flame* 190, 441–453. doi:<https://doi.org/10.1016/j.combustflame.2017.12.014>.
- 625 Zhao, B., Uchikawa, K., Wang, H., 2007. A comparative study of nanopar-
 626 ticles in premixed flames by scanning mobility particle sizer, small angle
 627 neutron scattering, and transmission electron microscopy. *Proceedings of*
 628 *the Combustion Institute* 31, 851–860. doi:<https://doi.org/10.1016/j.proci.2006.08.064>.