



Bijections between walks inside a triangular domain and Motzkin paths of bounded amplitude

Julien Courtiel, Andrew Elvey Price, Irène Marcovici

► To cite this version:

Julien Courtiel, Andrew Elvey Price, Irène Marcovici. Bijections between walks inside a triangular domain and Motzkin paths of bounded amplitude. 2020. hal-02901546

HAL Id: hal-02901546

<https://normandie-univ.hal.science/hal-02901546>

Preprint submitted on 17 Jul 2020

HAL is a multi-disciplinary open access archive for the deposit and dissemination of scientific research documents, whether they are published or not. The documents may come from teaching and research institutions in France or abroad, or from public or private research centers.

L'archive ouverte pluridisciplinaire **HAL**, est destinée au dépôt et à la diffusion de documents scientifiques de niveau recherche, publiés ou non, émanant des établissements d'enseignement et de recherche français ou étrangers, des laboratoires publics ou privés.

BIJECTIONS BETWEEN WALKS INSIDE A TRIANGULAR DOMAIN AND MOTZKIN PATHS OF BOUNDED AMPLITUDE

JULIEN COURTIÉL

Normandie University, UNICAEN, ENSICAEN, CNRS, GREYC

ANDREW ELVEY PRICE

Université de Bordeaux, LaBRI, Université de Tours, IDP

IRÈNE MARCOVICI

Université de Lorraine, CNRS, Inria, IECL, F-54000 Nancy, France

ABSTRACT. This paper solves an open question of Mortimer and Prellberg asking for an explicit bijection between two families of walks. The first family is formed by what we name *triangular walks*, which are two-dimensional walks moving in six directions (0° , 60° , 120° , 180° , 240° , 300°) and confined within a triangle. The other family is comprised of two-colored Motzkin paths with bounded height, in which the horizontal steps may be forbidden at maximal height.

We provide several new bijections. The first one is derived from a simple inductive proof, taking advantage of a 2^n -to-one function from generic triangular walks to triangular walks only using directions 0° , 120° , 240° . The second is based on an extension of Mortimer and Prellberg's results to triangular walks starting not only at a corner of the triangle, but at any point inside it. It has a linear-time complexity and is in fact adjustable: by changing some set of parameters called a *scaffolding*, we obtain a wide range of different bijections.

Finally, we extend our results to higher dimensions. In particular, by adapting the previous proofs, we discover an unexpected bijection between three-dimensional walks in a pyramid and two-dimensional simple walks confined in a bounded domain shaped like a waffle.

Thanks

JC was supported by the “*CNRS projet JCJC*” named ASTEC. AEP was supported by the European Research Council (ERC) in the European Union's Horizon 2020 research and innovation programme, under the Grant Agreement No. 759702. The authors

want also to thank the sponsors of the conference ALEA Young (ANR-MOST MetA-ConC, Normastic, Université de Caen Normandie) without which this collaboration would never have been born.

1. Introduction

In part due to the ubiquity of random walks in probability theory, lattice walks are extensively studied in enumerative combinatorics [14, 12, 2]. In this context, it is frequently discovered that two families of walks, which seem to be very different, are in fact counted by the same numbers. The initial proof is often not combinatorial, and finding an explicit bijection between such families can prove to be a difficult task (see for example [6, 1]).

In this spirit, this paper answers a 5 year old open question from Mortimer and Prellberg [15, Section 4.3]. By solving a functional equation satisfied by the generating function, the two authors realized that the number of walks in a triangular domain starting from a corner of this domain is equal to the number of Motzkin paths of bounded height – we will give precise definitions of these families in the following subsections. Their proof was purely analytic and, consequently, it raised the issue of finding an explanatory bijection. This gave rise to an open question, which became rather famous in the community, since Prellberg, one of the authors of [15], regularly asked for a bijection in open problems sessions during combinatorics conferences. The current paper solves this question, in several manners.

In the rest of this section, we introduce the notions of triangular paths, Motzkin paths and Motzkin meanders, which will be our objects of study, and we present more formally Mortimer and Prellberg’s problem. Then, in the last subsection, we give a detailed outline of the present paper.

1.1. Triangular paths

Let (e_1, e_2, e_3) denote the standard basis of \mathbb{R}^3 . For some $L \in \mathbb{N}$, we define the subset \mathcal{T}_L of \mathbb{N}^3 as the triangular section of side length L of the integer lattice:

$$\mathcal{T}_L = \{x_1 e_1 + x_2 e_2 + x_3 e_3 : x_1, x_2, x_3 \in \mathbb{N}, x_1 + x_2 + x_3 = L\}.$$

An example of such lattice is shown by Figure 1 (left).

We also introduce the notation

$$s_1 = e_1 - e_3, \quad s_2 = e_2 - e_1, \quad s_3 = e_3 - e_2,$$

and for $i \in \{1, 2, 3\}$, we set $\bar{s}_i = -s_i$. We will interpret the vectors s_i as *forward steps* and the vectors \bar{s}_i as *backward steps*. We denote by $\mathcal{F} = \{s_1, s_2, s_3\}$ and $\mathcal{B} = \{\bar{s}_1, \bar{s}_2, \bar{s}_3\}$ the set of forward and backward steps, respectively.

For convenience, we define the indices modulo 3, thus $s_0 = s_3$ and $s_4 = s_1$.

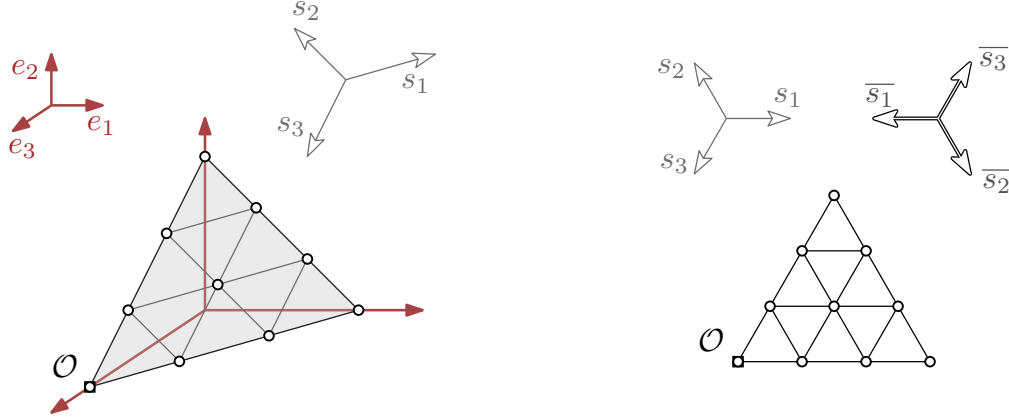


FIGURE 1. *Left.* The triangular lattice \mathcal{T}_3 . *Right.* The planar representation of the same lattice, with \mathcal{F} and \mathcal{B} .

The triangular lattice \mathcal{T}_L can be naturally drawn in the plane, as an equilateral triangle of side length L , subdivided in smaller equilateral triangles of side length 1 (see Figure 1 right). We will use this planar representation for the remainder of the document.

We define \mathcal{O} as the bottom left corner of \mathcal{T}_L , that is to say $\mathcal{O} = Le_3$. In some sense, it denotes an origin for the lattice \mathcal{T}_L .

Definition 1 (Forward paths, triangular paths). *Given an integer $L \in \mathbb{N}$, and a point $z \in \mathcal{T}_L$, a forward (triangular) path of length n starting from z is a sequence $(\sigma_1, \dots, \sigma_n) \in \mathcal{F}^n$ satisfying*

$$\forall k \in \{0, \dots, n\}, \quad z + \sum_{i=1}^k \sigma_i \in \mathcal{T}_L.$$

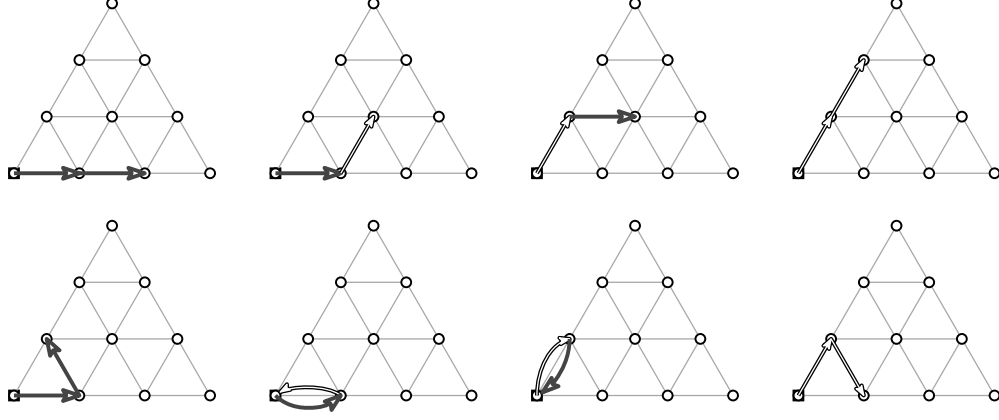
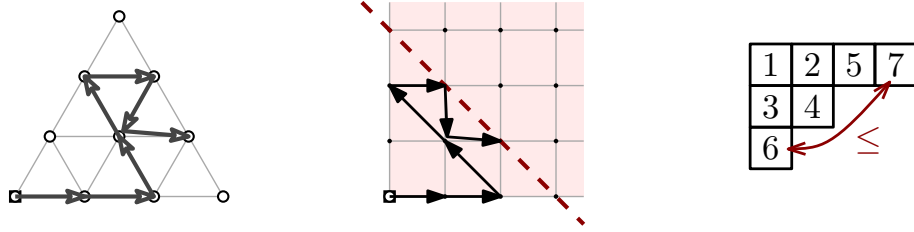
A (generic) (triangular) path of length n starting from z is a sequence $(\omega_1, \dots, \omega_n) \in (\mathcal{F} \cup \mathcal{B})^n$ satisfying

$$\forall k \in \{0, \dots, n\}, \quad z + \sum_{i=1}^k \omega_i \in \mathcal{T}_L.$$

If $L \geq 2$, there are 2 forward paths of length 2 and 8 generic paths of length 2 starting from \mathcal{O} , as shown by Figure 2.

For those who are familiar with the enumeration of walks in the quarter of plane, forward paths can be seen as a subfamily of tandem walks [9, Section 4.7]. *Tandem walks* are walks on \mathbb{N}^2 using steps $(1, 0)$, $(-1, 1)$, $(0, -1)$ (East, North-West, South steps). Their name comes from the fact that in queuing theory, they model the behavior of two queues in series.

To be precise, forward paths of \mathcal{T}_L are equivalent to tandem walks confined in the part of the positive quarter plane below the anti-diagonal $x + y = L$. In terms of queues,

FIGURE 2. All triangular paths of \mathcal{T}_3 with length 2 starting at \mathcal{O} .FIGURE 3. Equivalent definitions of the same object: forward paths of \mathcal{T}_3 (left); tandem walks in the positive quarter of plane and below the antidiagonal $x + y = 3$ (middle); standard Young tableaux with three rows or less such that the label of the i th cell of the bottom row must be less than the label of $(i + 3)$ th cell of the top row (right).

forward paths can be represented by two queues in series where the total number of jobs (or customers) in both queues is never greater than L .

Since tandem walks are also described by *standard Young tableaux* [18] with three rows or less, forward paths on \mathcal{T}_L form a particular subfamily of standard Young tableaux: they must have 3 rows or less, and for every $k > L$, if there is a k th cell in the top row of the tableau, then its label must be greater than the label of the $(k - L)$ th cell of the third row (which must exist). The three equivalent definitions of forward paths are illustrated by Figure 3.

As for generic triangular paths, they are naturally encoded by *double-tandem walks*, which are walks on \mathbb{N}^2 using steps $(1, 0)$, $(-1, 1)$, $(0, -1)$, $(-1, 0)$, $(1, -1)$, $(0, 1)$ (we add to the base step set of the tandem walks the opposite steps).

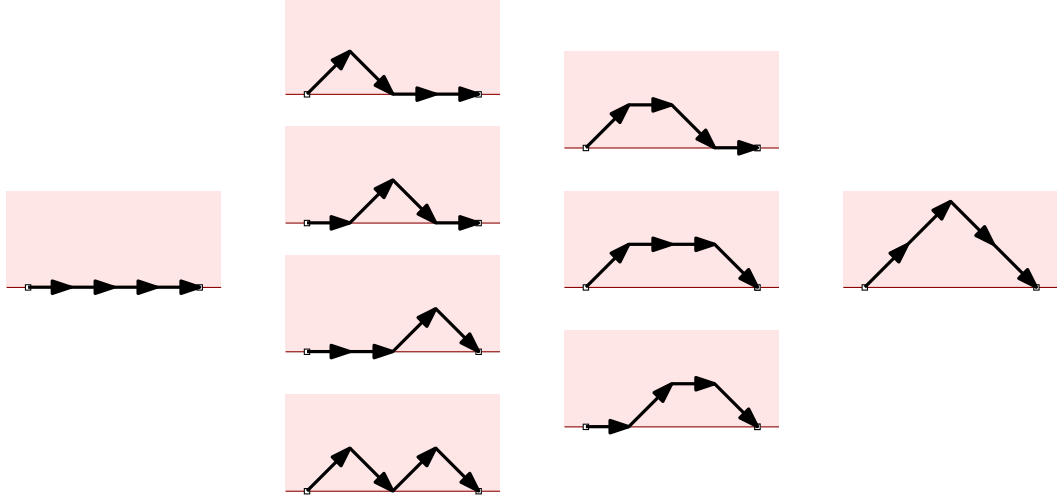


FIGURE 4. Motzkin paths of length 4 sorted with respect to their amplitude (from 1 to 4)

1.2. Motzkin paths and meanders

A *Motzkin path* is a path using up, horizontal and down steps, respectively denoted \nearrow , \rightarrow and \searrow , such that:

- it starts at height 0;
- it remains at height ≥ 0 (i.e. inside any prefix of a Motzkin path, the number of \nearrow steps is greater or equal to the number of \searrow steps);
- it ends at height 0 (i.e. in total, there are as many \nearrow steps as \searrow steps).

The following definition refines the notion of maximum height for a Motzkin path.

Definition 2 (Amplitude). *Let M be a Motzkin path and H its maximum height (i.e. the maximal difference between the number of \nearrow steps and the number of \searrow steps in a prefix of M).*

The amplitude of M is defined as

$$\begin{cases} 2H + 1 & \text{if a horizontal step } \rightarrow \text{ is performed at height } H, \\ 2H & \text{otherwise.} \end{cases}$$

For example, all the Motzkin paths of length 4 are listed by Figure 4: there is one such path with amplitude 1, four with amplitude 2, three with amplitude 3 and one with amplitude 4.

A *Motzkin meander* is a suffix¹ of a Motzkin path. A Motzkin meander can thus start at any height, but must end at height 0.

¹Usually a meander is defined as a prefix, but up to a vertical symmetry, it is equivalent.

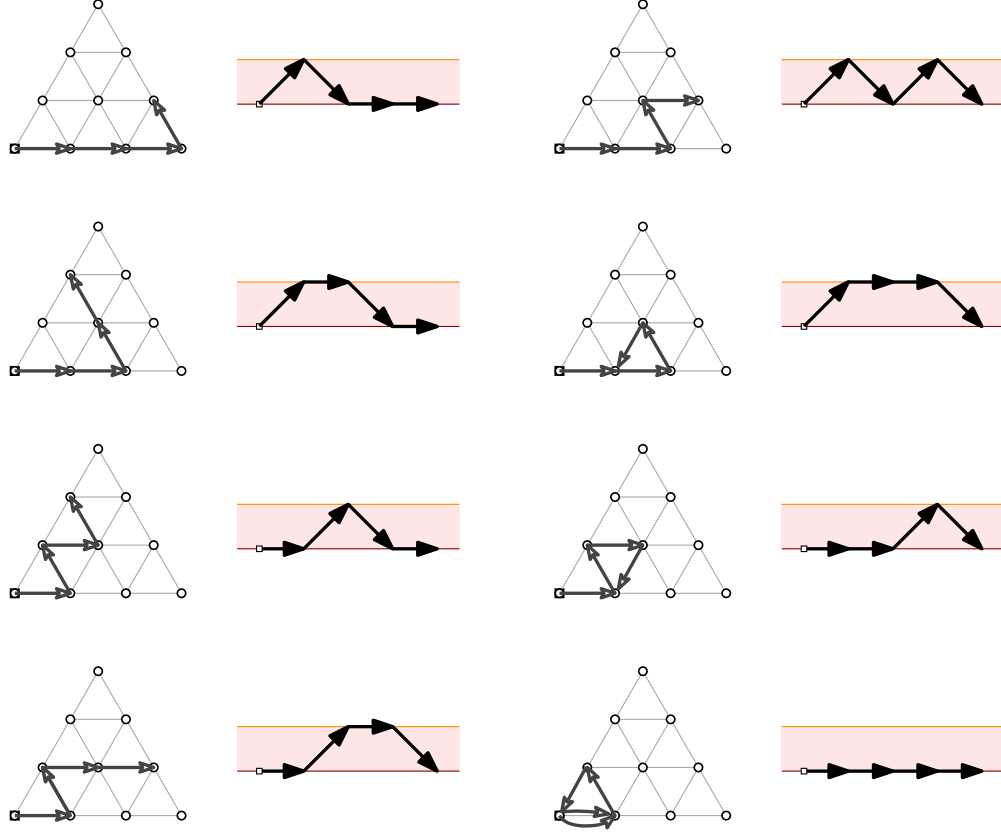


FIGURE 5. Equinumeracy between forward paths of \mathcal{T}_3 with length 4 starting at \mathcal{O} and Motzkin paths with amplitude bounded by 3.

1.3. Mortimer and Prellberg's open question

We now state Mortimer and Prellberg's enumerative result (reformulated in terms of amplitude), for which we are going to give explanatory bijections.

Theorem 3 (Corollary 4 [15]). *Given any $L \geq 0$, there are as many triangular paths in \mathcal{T}_L starting at \mathcal{O} with p forward steps and q backward steps as bicolored Motzkin paths of length $p + q$ with an amplitude less than or equal to L where p steps are colored in black and q are colored in white.*

Setting $p = n$ and $q = 0$, we obtain the following corollary about forward paths.

Corollary 4. *Given any $L \geq 0$, there are as many forward paths in \mathcal{T}_L of length n starting at \mathcal{O} as Motzkin paths of length n with an amplitude less than or equal to L .*

An illustration of this corollary for $n = 4$ is shown by Figure 5.

Connections between Motzkin paths and tandem walks (the natural superset of forward paths) are not new. Regev [16] was the first to notice via an algebraic method that standard Young tableaux with 3 rows or less and Motzkin paths are counted by the same numbers. Gouyou-Beauchamps [11] then found an explanation for this equinumeracy, thanks to the Robinson-Schensted correspondence. Since then, several authors [7, 8, 4, 3] have given new bijections between tandem walks and Motzkin paths, which each have their own ways to be generalized. It should be noted that none of these bijections restrict to a bijection between forward paths in \mathcal{T}_L and Motzkin paths with amplitude bounded by L .

By comparing Theorem 3 and its corollary, one can remark that there is a factor 2^n between forward paths in \mathcal{T}_L of length n and generic triangular paths in \mathcal{T}_L of length n . This fact was known before Mortimer and Prellberg's article for tandem walks and double-tandem walks (in other words, whenever L is infinite). Bousquet-Mélou and Mishna [2] were the first to notice it and wondered whether there is a combinatorial explanation for this phenomenon. This was solved by Yeats via a convoluted bijection [17]. This bijection was subsequently improved by Chyzak and Yeats [4] by using the formalism of automata. Again, their bijection does not restrict to the triangular lattice \mathcal{T}_L .

1.4. Outline of the paper

This paper presents bijections that explain Theorem 3. More precisely, we demonstrate on one hand why the ratio between forward paths and generic paths of length n is 2^n , and on the other hand, we find several bijections for Corollary 4. Combining both results will give different combinatorial proofs of Theorem 3.

First, Section 2 concentrates around a symmetry property for the triangular paths: the number of paths starting from a point in \mathcal{T}_L with a fixed sequence of forward and backward steps does not depend on the sequence of forward and backward steps. This property, stated by Theorem 6, infers the above-mentioned 1-to- 2^n function between forward paths and triangular paths of length n . The proof is based on a convergent rewriting system.

Section 3 provides a simple inductive proof of the equinumeracy between triangular paths in \mathcal{T}_L and Motzkin paths with amplitude bounded by L (Proposition 17). Furthermore, we manage to tweak this proof into a bijection which explains Corollary 4 (see Figure 12). However, this bijection is highly complex in the sense it is based on an inclusion-exclusion argument and can take an exponential time to be computed.

Almost independently from the previous sections, we describe in Section 4 a method to build numerous bijections between triangular paths and Motzkin paths of bounded amplitude. To do so, we relate the number of triangular paths starting at any $z \in \mathcal{T}_L$ and the numbers of Motzkin meanders of amplitude bounded by L starting at height i (Theorem 24). This proves the existence of an object which we name *scaffolding*, which works in much the same way as a finite-state transducer. This enables us to find several parameterized bijections between forward paths and Motzkin paths (Algorithm 2), which

can be extended into bijections between generic triangular paths and bicolored Motzkin paths (Subsection 4.3). In Subsection 4.4 we give an explicit scaffolding, with simple, albeit numerous transition rules, which has the additional property that it is independent of the size L .

Finally, in Section 5 we generalize our results to higher dimensions. The triangular lattice naturally extends to a simplicial lattice, in which the ratio property between forward paths and generic paths (Theorem 33) still holds. More surprisingly, we find a new bijection specifically in dimension 3. It matches walks using 4 steps confined within a pyramid with walks using the 4 cardinal steps returning to the x -axis confined in a domain which is the upper half of a square that have been rotated 45° (Theorem 34). The second family of walks being easier to count than the first one, we find a formula for the generating function of the pyramidal walks, which was part of an open question from [15].

The bijections between forward paths and Motzkin paths have been implemented in `python` and are available at <https://tinyurl.com/yajkqlyv>.

2. From forward paths to generic triangular paths

This section describes a one-to- 2^n function from the set of forward paths of length n in \mathcal{T}_L to the set of generic paths of length n in \mathcal{T}_L . This is a crucial step in finding a combinatorial proof of Theorem 3.

More precisely, we are going to describe a bijection between different sets of paths where in each set, all paths have the same sequence of forward and backward steps, which we call the *direction vector*.

Definition 5. *The direction vector of a generic path $(\omega_1, \dots, \omega_n)$ is the finite sequence (D_1, \dots, D_n) where $D_i = F$ if ω_i is a forward step and $D_i = B$ if ω_i is a backward step.*

A forward path is then a generic path with direction vector (F, \dots, F) . Many examples of paths along with their direction vectors are shown in Figure 7.

Theorem 6. *Given $z \in \mathcal{T}_L$ and two sequences W and W' of $\{F, B\}^n$, the set of triangular paths starting from z of direction vector W is in bijection with the set of triangular paths starting from z of direction vector W' .*

This theorem will be proved in Section 2.2.

2.1. Forward and backward paths

This subsection shows by induction, without a bijection, a particular case of Theorem 6 between two direction vectors: $W = (F, \dots, F)$ and $W' = (B, \dots, B)$. This provides an elementary proof of a weaker result, which enables to understand why the more general theorem works.

Definition 7. A backward (triangular) path is a triangular path of direction vector (B, B, \dots, B) . In other words, a backward path starting at $z \in \mathcal{T}_L$ is a sequence $(\bar{\sigma}_1, \dots, \bar{\sigma}_n) \in \mathcal{B}^n$ satisfying:

$$\forall k \in \{1, \dots, n\}, \quad z + \sum_{i=1}^k \bar{\sigma}_i \in \mathcal{T}_L.$$

Theorem 8. Let z be any point of \mathcal{T}_L and $n \geq 0$. Inside \mathcal{T}_L , there are as many forward paths of length n starting from z as backward paths of length n starting from z .

The proof will use the following lemma, which concerns paths with *one* forward step and *one* backward step:

Lemma 9. Given a starting point z and an ending point z' , there are as many paths of length 2 from z to z' made of a forward step then a backward step, as paths of length 2 from z to z' made of a backward step then a forward step.

Proof. This lemma is obvious whenever the two steps can be permuted.

Let us first show that given a forward step σ and a backward step $\bar{\tau}$ such that $\sigma \neq -\bar{\tau}$, the path $(\sigma, \bar{\tau})$ stays in \mathcal{T}_L from z to z' if and only if the path $(\bar{\tau}, \sigma)$ stays in \mathcal{T}_L from z to z' . For such steps σ and $\bar{\tau}$, there are two possibilities:

- (1) **σ is a step s_i and $\bar{\tau}$ is $\overline{s_{i+1}}$.** By cyclic permutation, we can assume that $\sigma = s_1 = e_1 - e_3$ and $\bar{\tau} = \overline{s_2} = e_1 - e_2$. If $z + \sigma \in \mathcal{T}_L$ and $z + \sigma + \bar{\tau} \in \mathcal{T}_L$, then z must have a positive e_2 -coordinate and a positive e_3 -coordinate. The same property holds if we replace the condition $z + \sigma \in \mathcal{T}_L$ by $z + \bar{\tau} \in \mathcal{T}_L$. Therefore, we can permute the forward step and the backward step in that case.
- (2) **$\bar{\tau}$ is a step $\overline{s_i}$ and σ is a step s_{i+1} .** Again, we can assume that $\bar{\tau} = \overline{s_1} = e_3 - e_1$ and $\sigma = s_2 = e_2 - e_1$. Under the assumption that $z + \sigma + \bar{\tau} \in \mathcal{T}_L$, we need z to have an e_1 -coordinate at least equal to 2. In this case, both paths $(\sigma, \bar{\tau})$ and $(\bar{\tau}, \sigma)$ are valid.

It remains to deal with paths satisfying $\sigma = -\bar{\tau}$. It is equivalent to treat the case $z = z'$. It is then easy to check that for each possible position of z , there are as many paths of length 2 beginning with a forward step as paths of length 2 beginning with a backward step, as summarized by Figure 6. \square

Proof of Theorem 8. Let $f_n(z)$ be the number of forward paths of length n and starting at $z \in \mathcal{T}_L$, and $b_n(z)$ be the analogue for backward paths. We wish to prove that $f_n(z) = b_n(z)$ for every $z \in \mathcal{T}_L$ by strong induction on $n \geq 0$.

For $n = 0$ and $n = 1$, the property is straightforward.

Let us assume that the assumption is true for some $n \geq 1$ and $n - 1$. For $z \in \mathcal{T}_L$ we have:

$$f_{n+1}(z) = \sum_{\substack{\sigma \in \mathcal{F} \\ z + \sigma \in \mathcal{T}_L}} f_n(z + \sigma).$$

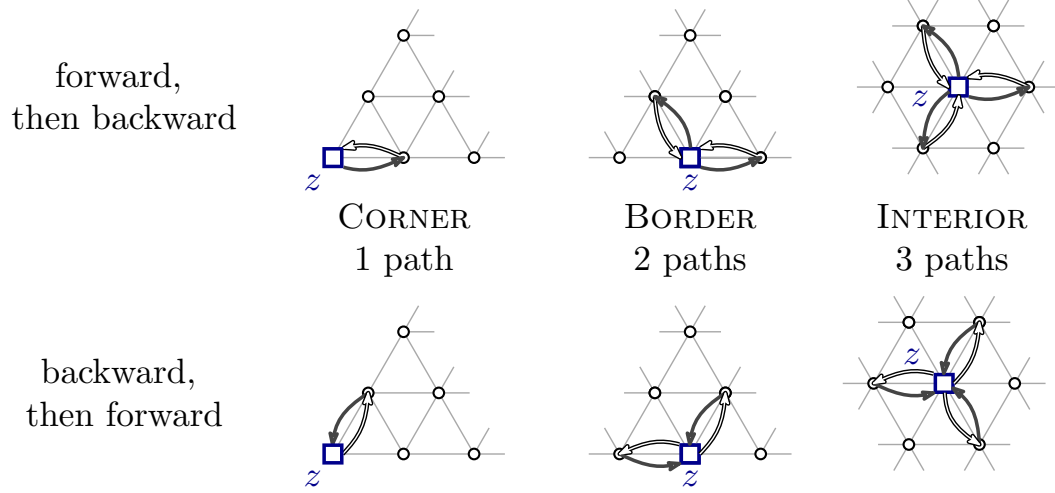


FIGURE 6. All paths of length 2 returning to their starting point.

By the induction assumption,

$$\begin{aligned}
 f_{n+1}(z) &= \sum_{\substack{\sigma \in \mathcal{F} \\ z+\sigma \in \mathcal{T}_L}} b_n(z+\sigma) \\
 &= \sum_{\substack{\text{path of length 2} \\ \text{from } z \text{ to } z' \\ \text{made of a forward step} \\ \text{then a backward step}}} b_{n-1}(z').
 \end{aligned}$$

We use the induction assumption now for $n-1$, and Lemma 9:

$$\begin{aligned}
 f_{n+1}(z) &= \sum_{\substack{\text{path of length 2} \\ \text{from } z \text{ to } z' \\ \text{made of a backward step} \\ \text{then a forward step}}} f_{n-1}(z') \\
 &= \sum_{\substack{\bar{\tau} \in \mathcal{B} \\ z+\bar{\tau} \in \mathcal{T}_L}} f_n(z+\bar{\tau}). \\
 &= \sum_{\substack{\bar{\tau} \in \mathcal{B} \\ z+\bar{\tau} \in \mathcal{T}_L}} b_n(z+\bar{\tau}). & \text{(by induction)} \\
 &= b_{n+1}(z),
 \end{aligned}$$

which concludes the induction, and hence the proof. \square

2.2. Bijection between sets of different direction vectors

In this subsection, we describe a bijection that proves Theorem 6.

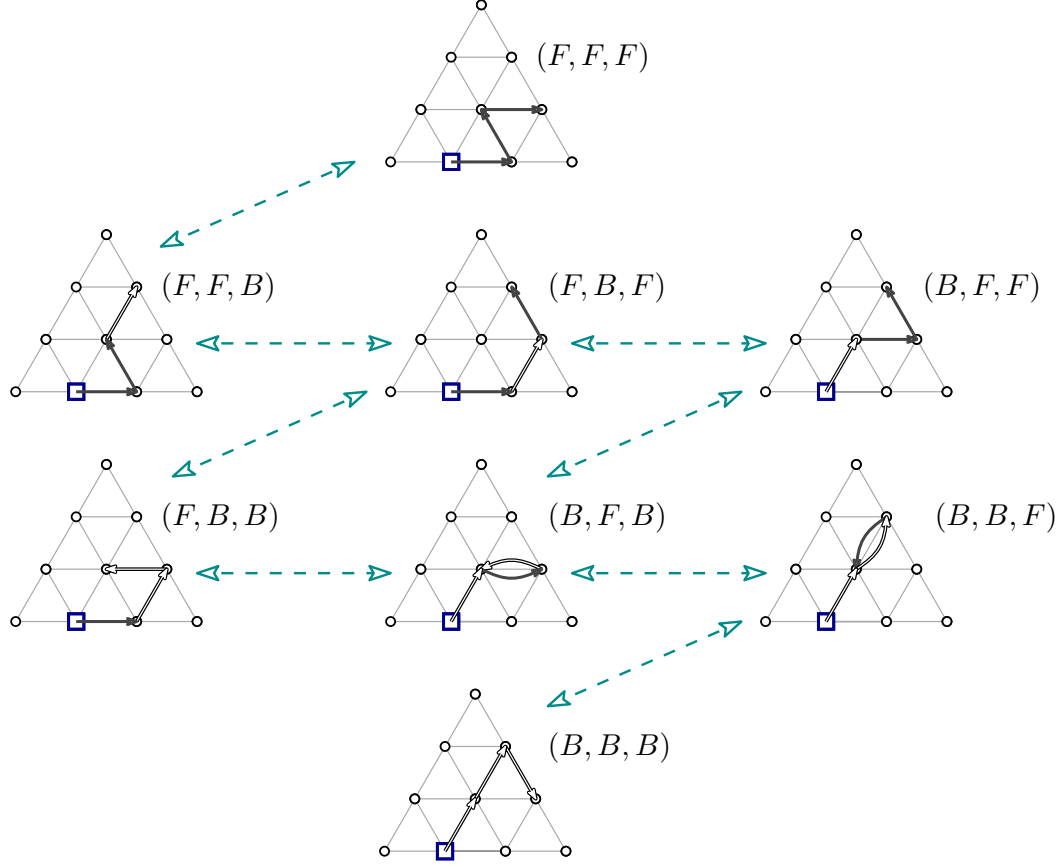


FIGURE 7. The bijections between all direction vectors (arranged as a Boolean lattice) applied to the forward path (s_1, s_2, s_1) .

This bijection consists in combining the elementary operations below, in any possible order, until reaching a path with the desired direction sequences.

Definition 10 (Flips). We define here elementary reversible operations on a generic path $(\omega_1, \dots, \omega_n)$.

A **swap flip** changes two consecutive steps ω_i and ω_{i+1} with respect to the rules:

$$\begin{aligned} (s_j, \overline{s_k}) &\longleftrightarrow (\overline{s_k}, s_j) & \text{if } j \neq k, \\ (s_k, \overline{s_k}) &\longleftrightarrow (\overline{s_{k-1}}, s_{k-1}) & \text{otherwise.} \end{aligned}$$

(Recall that by convention, $s_0 = s_3$.) This has the effect of doing a flip $(F, B) \longleftrightarrow (B, F)$ in the direction vector.

A **last-step flip** changes the direction of the last step ω_n thanks to the rule:

$$s_i \longleftrightarrow \overline{s_{i-1}}$$

For example, if we wish to bijectively transform the path $(\overline{s_3}, \overline{s_3}, \overline{s_2})$ into a path of direction vector (F, B, B) , we use the following flips (cf Figure 7):

$$\begin{array}{ccccc}
 (\overline{s_3}, \overline{s_3}, \overline{s_2}) & \xleftrightarrow{\overline{s_2} \rightarrow s_3} & (\overline{s_3}, \overline{s_3}, s_3) & \xleftrightarrow{(\overline{s_3}, s_3) \rightarrow (s_1, \overline{s_1})} & (\overline{s_3}, s_1, \overline{s_1}) \\
 & & & & \\
 & \xleftrightarrow{\overline{s_1} \rightarrow s_2} & (\overline{s_3}, s_1, s_2) & \xleftrightarrow{(\overline{s_3}, s_1) \rightarrow (s_1, \overline{s_3})} & (s_1, \overline{s_3}, \overline{s_1}).
 \end{array}$$

Note that swap flips give a constructive proof to Lemma 9.

Proof of Theorem 6. We want to prove that successive flips induce a well-defined bijection between sets of triangular paths with different direction vectors. To do so, we have to establish the following points.

(1) **The flips are well defined.**

In other words, we want to show that a flip does not make a path of \mathcal{T}_L go outside \mathcal{T}_L .

For flips swapping steps s_i and $\overline{s_j}$ such that $s_i \neq -\overline{s_j}$, we showed in the proof of Lemma 9 that a forward step and a backward step can commute under the condition that the two steps are not opposite.

The swap flip $(s_1, \overline{s_1}) \longleftrightarrow (\overline{s_3}, s_3)$ is also well-defined because s_1 and $\overline{s_3}$ have both a negative e_3 -coordinate. Therefore, the position of the point just before the flip must have a positive e_3 -coordinate. One can safely apply s_1 or $\overline{s_3}$.

Similar arguments hold for the other swap flips, and for last-step flips.

(2) **Each flip is bijective.**

This is clear from the definition of the flips.

(3) **Given two sequences W and W' of $\{F, B\}^n$, one can transform any path with direction vector W into a path of direction vector W' by successive flips.**

If W and W' have the same number of B 's, then we can use swap flips to transform a walk of direction vector W into one of direction vector W' .

Otherwise, we can increment (resp. decrement) the number of B 's of the direction vector by putting a forward step (resp. a backward step) at the end of the walk using successive swap flips, then changing the direction of this last step using a last-step flip. We rinse and repeat until obtaining the desired number of B 's, then use swap flips as above.

(4) **If two different sequences of flips lead to triangular paths p and p' that share a same direction vector, then $p = p'$.**

The proof of the last point is postponed until the next subsection (Proposition 14). \square

In particular, Theorem 6 gives a bijective proof of Theorem 8. If we wish to make it explicit, we can write an algorithm that chooses a specific sequence of flips that transforms an (F, \dots, F) direction vector into a (B, \dots, B) vector.

Corollary 11. *Given $z \in \mathcal{T}_L$ and an integer n , Algorithm 1 forms a bijection between forward paths of length n starting at z and backward paths of length n starting at z . This*

bijection depends neither on the length L of the triangular lattice, nor on the position of the starting point z .

ALGORITHM 1: Bijection between forward paths and backward paths
(for *flips*, see Definition 10).

input: a forward path p
output: a backward path p
 $n \leftarrow \text{length of } p$;
for i **from** 1 **to** n
 do make a last-step flip **on** $p[i]$;
 for j **decreasing from** $n-1$ **to** i
 do make a swap flip **between** $p[j]$ **and** $p[j+1]$;

Remark 12. Algorithm 1 also transforms (in a bijective manner) a backward path into a forward path. Thus, if we apply twice Algorithm 1 to a forward path, we also obtain at the end a forward path. Therefore, assuming that the uniqueness claimed in Item (4) in the proof of Theorem 8 holds (and it does), the two forward paths must be the same: Algorithm 1 is in fact an involution.

2.3. Description of the bijection in terms of folded paths

This section presents the bijection of Theorem 6 in a more symmetric fashion. The last-step flip, which we defined in Definition 10, can be actually seen as a disguised swap flip, under the condition that the path is extended to what we call a *folded path*.

Definition 13 (Folded paths). Given a generic path $\omega = (\omega_1, \dots, \omega_n) \in (\mathcal{F} \cup \mathcal{B})^n$, we define the folding of ω as the path

$$\overleftrightarrow{\omega} = (\omega_1, \dots, \omega_n, -\omega_n, \dots, -\omega_1).$$

Such paths are said to be folded.

Let us denote by \mathcal{S}_n the tilted square lattice

$$\mathcal{S}_n = \{(i, j) \in \mathbb{N} \times \mathbb{N} \quad : \quad |i| + |j| \leq n\}.$$

We will geometrically represent folded paths of length $2n$ as labeled walks on \mathcal{S}_n starting at $(-n, 0)$. To construct the walk on \mathcal{S}_n , we replace every forward step by a North-East step $(+1, +1)$, and every backward step by a South-East step $(+1, -1)$. Moreover, these North-East and South-East steps will carry labels, which are the steps of $\mathcal{F} \cup \mathcal{B}$ from which they originate. For example, the folding of the path $(s_1, \overline{s}_3, \overline{s}_1)$ is represented on the left of Figure 8.

Now, we are going to emulate the effect of swap flips (see Definition 10) on these walks. More precisely, we view \mathcal{S}_n as a square of size $n \times n$ which can be filled out with 1×1 square tiles of 9 types (see Figure 9). The four sides of the 9 allowed tiles are labeled with elements of $\mathcal{F} \cup \mathcal{B}$ such that the pairs formed by the two top labels and the two bottom labels correspond to a commutation rule described in Definition 10.

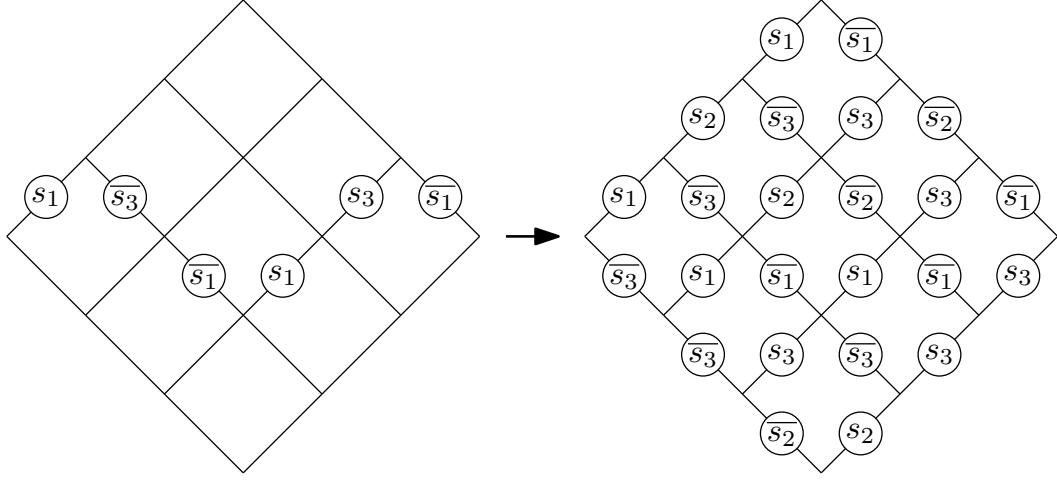


FIGURE 8. The geometric representation of the bijection

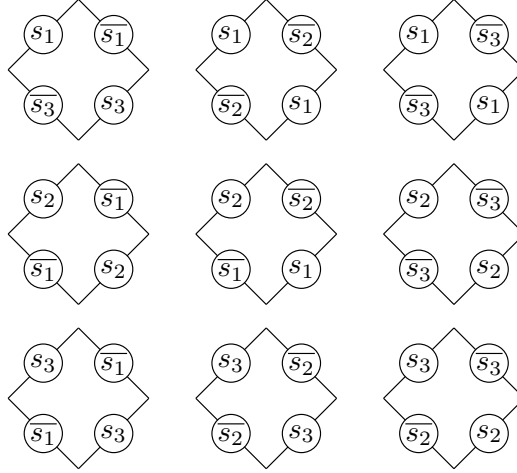


FIGURE 9. The 9 possible tiles

The tiling of S_n proceeds as follows. We begin with the labels given by a folded path. Then, we place copies of the tiles of Figure 9 in such a way that the two top labels or the two bottom labels match (like a domino) with labels which were already in S_n . Eventually, we obtain an alternative description of the bijection of Theorem 8, and thus the required uniqueness:

Proposition 14. *Let $\overrightarrow{\omega}$ be the folding of a triangular path ω of length n , which we embed in the tilted square lattice S_n as described above.*

There is a unique way to tile S_n with the 9 tiles of Figure 9 while preserving the labels of $\overrightarrow{\omega}$.

Furthermore, let us fix a sequence $W = (W_1, \dots, W_n)$ of $\{F, B\}^n$. The path of direction vector W which corresponds to ω under the bijection of Theorem 6 is defined by the sequence of labels obtained by following the walk in S_n whose k -th step is North-East if $W_k = F$ or South-East if $W_k = B$.

Example 15. Let us consider the path $(s_1, \overline{s_3}, \overline{s_1})$, represented in Figure 9 (left). The unique corresponding tiling is displayed on the right of the figure.

If we want the path of direction vector (B, F, F) corresponding to $(s_1, \overline{s_3}, \overline{s_1})$, then we have to read labels from the walk going SE, NE, NE (in this order). We find $(\overline{s_3}, s_1, s_2)$.

Proof of Proposition 14. The existence and the uniqueness of the tiling are proved by induction. We just have to notice that every pair $(\sigma, \bar{\tau})$ with $\sigma \in \mathcal{F}$ and $\bar{\tau} \in \mathcal{B}$ appears once among the top labels of the 9 tiles, and every pair $(\bar{\tau}, \sigma)$ appears also once among the bottom labels. We have no choice in how to place new tiles: the tiling is automatic and unambiguous.

To connect the tiling with the bijection of Theorem 8, note that:

- A swap flip at positions k and $k+1$ can be emulated by positioning a tile along the k -th and the $(k+1)$ -th step and by symmetrically placing a second tile along the $(2n-k+1)$ -th and the $(2n-k)$ -th step.
- A last-step flip can be emulated by positioning a tile on the vertical axis of S_n .

One thus recovers what we described in previous subsection. \square

As a consequence, in view of the vertical symmetry of the tiling, one can describe the bijection of Theorem 8 uniquely in terms of swap flips – as claimed at the beginning of this subsection.

Corollary 16. *The folded paths of direction vector $(F, \dots, F, B, \dots, B)$ are in bijection with the folded paths of direction vector $(B, \dots, B, F, \dots, F)$ via successive uses of swap flips.*

3. A first bijection between forward paths and Motzkin meanders

In this section, we provide two proofs of Corollary 4: the first one uses an induction and is elementary, the second one is based on a recursive bijection which is derived from the first proof.

3.1. Recursive proof of the equinumeracy

The following proposition links Motzkin meanders and forward paths starting from the border of \mathcal{T}_L .

Proposition 17. *For any $n \geq 0$ and $L > 0$, let $f_n(z)$ be the number of forward paths in \mathcal{T}_L of length n starting at z , and $m_n(\ell)$ the number of Motzkin meanders of length*

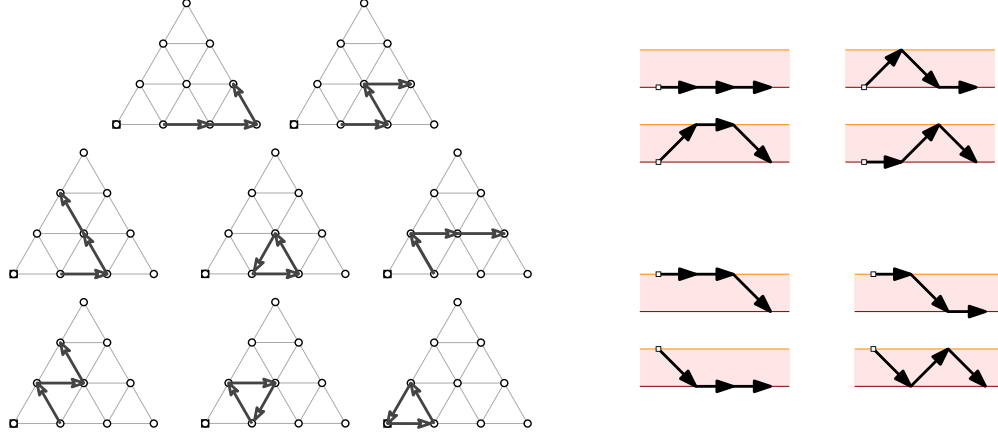


FIGURE 10. *Left.* 8 forward paths of length 3 starting from $\mathcal{O} + s_1$ in \mathcal{T}_3 .
Right. 8 Motzkin meander of length 3 and amplitude bounded by $L = 3$:
four of them begin at height 0, the remaining four begin at height 1.

n starting at height ℓ and with an amplitude bounded by L (see Subsection 1.2 for the definitions).

Then, we have the formula

$$f_n(\mathcal{O} + \ell s_1) = \sum_{i=0}^{\ell} m_n(i),$$

for $\ell \in \{0, \dots, \lfloor L/2 \rfloor\}$.

As a particular case $\ell = 0$ of the result above, we recover the statement of Corollary 4.

Example 18. Figure 10 corroborates Proposition 17 with $n = 3$, $L = 3$, and $\ell = 1$: numbers agree (8 on each side). Remark that if L is larger ($L \geq 4$), the forward path $s_1 s_1 s_1$ will be added on the left, and the Motzkin meander $\nearrow, \searrow, \searrow$ on the right.

Proof of Proposition 17. Let us introduce the notation $g_n(\ell) = f_n(\mathcal{O} + \ell s_1)$, with the convention that $g_n(\ell) = 0$ for $\ell < 0$. Let us also write $\Delta g_n(\ell) = g_n(\ell) - g_n(\ell - 1)$, and $H = \lfloor L/2 \rfloor$.

Note that the numbers of Motzkin meanders $m_n(\ell)$ satisfies the obvious recurrences

$$m_n(\ell) = m_{n-1}(\ell - 1) + m_{n-1}(\ell) + m_{n-1}(\ell + 1) \quad \text{for } \ell \in \{1, \dots, H - 1\},$$

$$m_n(0) = m_{n-1}(0) + m_{n-1}(1),$$

$$m_{n-1}(H) = \begin{cases} m_{n-1}(H - 1) + m_n(H) & \text{if } L \text{ is odd} \\ m_{n-1}(H - 1) & \text{if } L \text{ is even} \end{cases},$$

for $n \geq 1$. The proof is completed whenever we find the same recurrences for $\Delta g_n(i)$. The reader can refer to Figure 11 as a visual support for what follows.

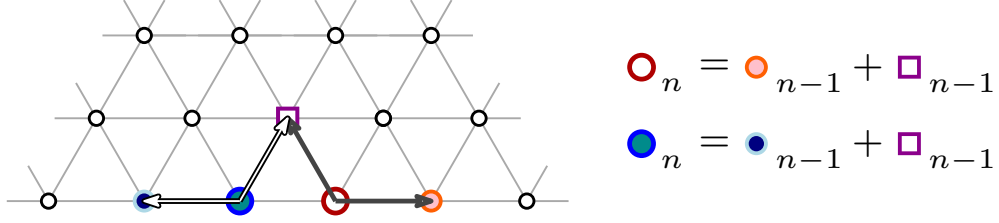


FIGURE 11. Explanation of Equations (1) and (2) in generic case. A dot with a subscript n represents the number of forward paths of length n starting from this point (which is, by Theorem 2, also the number of backward paths).

For any $\ell \in \{1, \dots, H-1\}$, starting from $\mathcal{O} + \ell s_2$, the only possible forward steps are s_1 and s_2 , so that

$$\begin{aligned} g_n(\ell) &= f_{n-1}(\mathcal{O} + \ell s_1 + s_2) + f_{n-1}(\mathcal{O} + \ell s_1 + s_2) \\ &= g_{n-1}(\ell + 1) + f_{n-1}(\mathcal{O} + \ell s_1 + s_2). \end{aligned} \quad (1)$$

We now count backward paths starting from $\mathcal{O} + (\ell - 1)s_1$. By Theorem 8, if $b_n(z)$ is the number of backward paths of length n starting at z , we have $f_n(z) = b_n(z)$ for every $z \in \mathcal{T}_L$. In particular, $g_n(\ell - 1) = b_n(\mathcal{O} + (\ell - 1)s_1)$. Since only possible backward steps from $\mathcal{O} + (\ell - 1)s_1$ are \bar{s}_1 and \bar{s}_3 , we have for any $\ell \in \{1, \dots, H-1\}$,

$$\begin{aligned} g_n(\ell - 1) &= b_{n-1}(\mathcal{O} + (\ell - 1)s_1 + \bar{s}_1) + b_{n-1}(\mathcal{O} + (\ell - 1)s_1 + \bar{s}_3) \\ &= f_{n-1}(\mathcal{O} + (\ell - 1)s_1 + \bar{s}_1) + f_{n-1}(\mathcal{O} + (\ell - 1)s_1 + \bar{s}_3) \\ &= g_{n-1}(\ell - 2) + f_{n-1}(\mathcal{O} + \ell s_1 + (\bar{s}_3 - s_1)) \\ &= g_{n-1}(\ell - 2) + f_{n-1}(\mathcal{O} + \ell s_1 + s_2). \end{aligned} \quad (2)$$

(Note that the case $\ell = 1$ is correctly handled since by convention, $g_{n-1}(-1) = 0$.) Combining (1) and (2), we deduce that for $\ell \in \{1, \dots, H-1\}$,

$$g_n(\ell) - g_n(\ell - 1) = g_{n-1}(\ell + 1) - g_{n-1}(\ell - 2),$$

and hence

$$\Delta g_n(\ell) = \Delta g_{n-1}(\ell - 1) + \Delta g_{n-1}(\ell) + \Delta g_{n-1}(\ell + 1).$$

As for $\ell = 0$, we straightforwardly have

$$\begin{aligned} \Delta g_n(0) &= g_n(0) = g_{n-1}(1) \\ &= \Delta g_{n-1}(0) + \Delta g_{n-1}(1). \end{aligned}$$

(i) **Let us first assume that $L = 2H + 1$ is odd.** Then, using a symmetry through the plan of equation $x_1 = x_3$ (x_1 being the coordinate in e_1 and x_3 the one in e_3), we have $f_{n-1}(\mathcal{O} + Hs_1) = b_{n-1}(\mathcal{O} + (H + 1)s_1)$. By Theorem 8, it translates $g_{n-1}(H) = g_{n-1}(H + 1)$. Thus, $\Delta g_{n-1}(H + 1) = 0$, and

$$\Delta g_n(H) = \Delta g_{n-1}(H - 1) + \Delta g_{n-1}(H).$$

It follows that $(\Delta g_n(\ell))_{0 \leq \ell \leq H}$ satisfies the following recursion

$$\begin{pmatrix} \Delta g_n(0) \\ \Delta g_n(1) \\ \vdots \\ \vdots \\ \vdots \\ \Delta g_n(H) \end{pmatrix} = \begin{pmatrix} 1 & 1 & 0 & \cdots & \cdots & 0 \\ 1 & 1 & 1 & \ddots & & \vdots \\ 0 & 1 & 1 & 1 & \ddots & \vdots \\ \vdots & \ddots & \ddots & \ddots & \ddots & 0 \\ \vdots & & \ddots & 1 & 1 & 1 \\ 0 & \cdots & \cdots & 0 & 1 & 1 \end{pmatrix} \begin{pmatrix} \Delta g_{n-1}(0) \\ \Delta g_{n-1}(1) \\ \vdots \\ \vdots \\ \vdots \\ \Delta g_{n-1}(H) \end{pmatrix}$$

which is the same recursion that we saw for $(m_n(\ell))_{0 \leq \ell \leq H}$. Since the base cases agree ($\Delta g_0(\ell) = m_0(\ell) = 0$ for $\ell > 1$, and $\Delta g_0(0) = m_0(0) = 1$), we have the equality $m_n(\ell) = \Delta g_n(\ell)$, and the result directly follows.

(ii) Let us now assume that $L = 2H$ is even. Always thanks to the symmetry with respect the plane $x_1 = x_3$, we have $g_{n-1}(H-1) = g_{n-1}(H+1)$, so that $\Delta g_{n-1}(H+1) + \Delta g_{n-1}(H) = 0$, and

$$\Delta g_n(H) = \Delta g_{n-1}(H-1).$$

It follows that $(\Delta g_n(\ell))_{0 \leq \ell \leq H}$ satisfies the following recursion

$$\begin{pmatrix} \Delta g_n(0) \\ \Delta g_n(1) \\ \vdots \\ \vdots \\ \vdots \\ \Delta g_n(H) \end{pmatrix} = \begin{pmatrix} 1 & 1 & 0 & \cdots & \cdots & 0 \\ 1 & 1 & 1 & \ddots & & \vdots \\ 0 & 1 & 1 & 1 & \ddots & \vdots \\ \vdots & \ddots & \ddots & \ddots & \ddots & 0 \\ \vdots & & \ddots & 1 & 1 & 1 \\ 0 & \cdots & \cdots & 0 & 1 & 0 \end{pmatrix} \begin{pmatrix} \Delta g_{n-1}(0) \\ \Delta g_{n-1}(1) \\ \vdots \\ \vdots \\ \vdots \\ \Delta g_{n-1}(H) \end{pmatrix}.$$

We thus recover the recursion of $(m'_n(\ell))_{0 \leq \ell \leq H}$, and we conclude like above. \square

3.2. Exponential bijection

We now convert the argument of Subsection 3.1 to a bijection, albeit one which is defined recursively and takes non-linear time to apply.

We fix in this section the length L of the triangular lattice \mathcal{T}_L , and H the semi-length: $H = \lfloor L/2 \rfloor$.

Let $G_n(k)$ be the set of forward paths of length n starting at $\mathcal{O} + ks_1$ and let $M_n(k)$ be the set of Motzkin meanders of length n starting at height k and having amplitude bounded by L .

It follows from Proposition 17 that $|M_n(k)| = |G_n(k)| - |G_n(k-1)|$.

To show this bijectively, we will recursively define a sequence of bijective functions $\Omega_{n,k} : G_n(k) \rightarrow M_n(k) \cup G_n(k-1)$ for $n \in \mathbb{N}$ and $k \in [0, H]$. This will use the bijection of Theorem 6 between triangular paths with different direction vectors. In particular, we will use this in the special cases sending paths with some direction vector W of length n

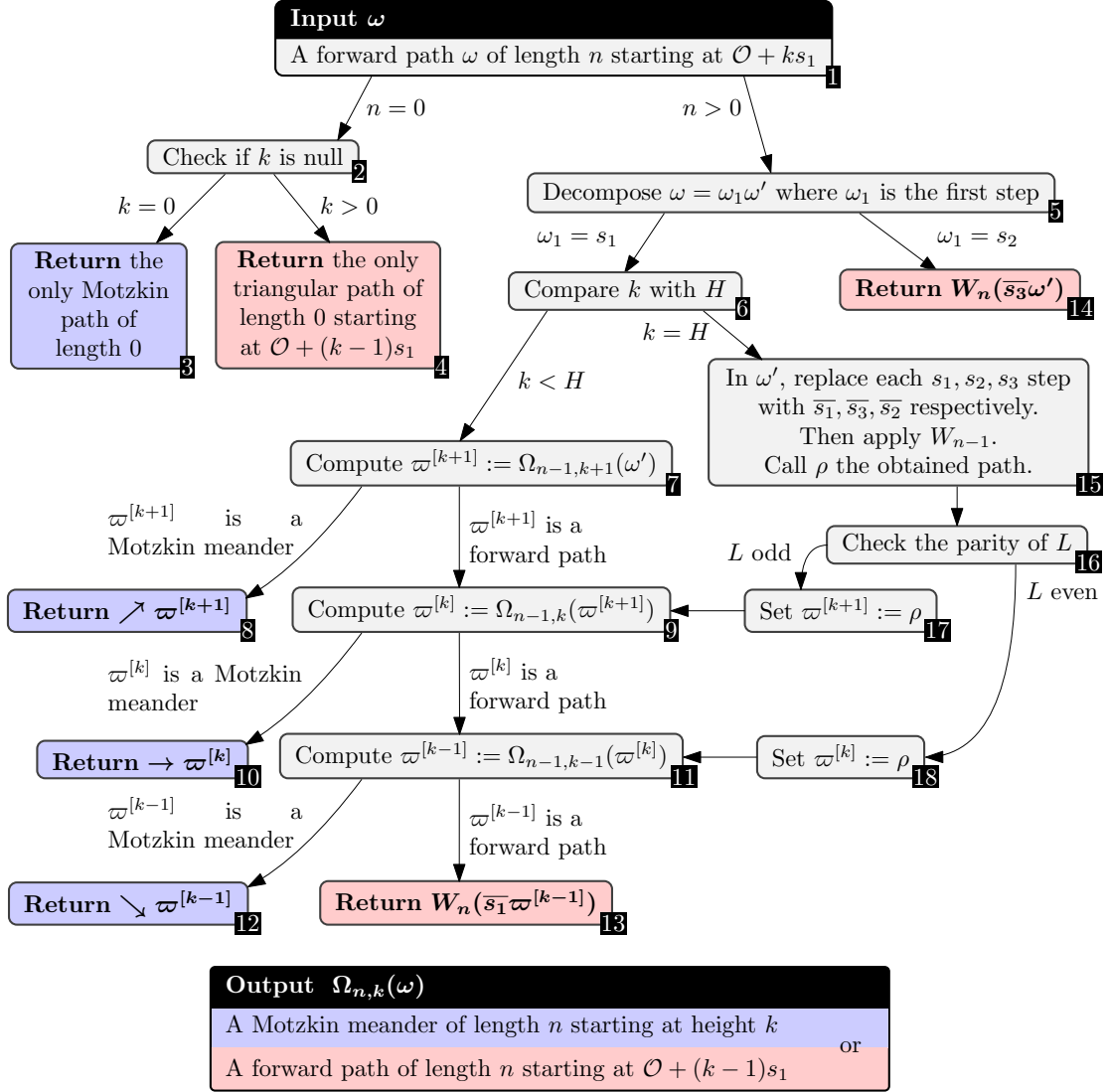


FIGURE 12. Algorithm computing $\Omega_{n,k}(\omega)$ where ω is a path of length n starting at $\mathcal{O} + ks_1$

to paths with direction vector (F, \dots, F) . We denote this function by W_n – this forms a bijection when the domain is restricted to those paths with some explicit direction vector.

Theorem 19. *Let k and n be two integers with $k \leq H$. The function $\Omega_{n,k}$, defined by Figure 12, is a bijection from $G_n(k)$ to $M_n(k) \cup G_n(k-1)$, where $G_n(k)$ is the set of forward paths of length n starting at $\mathcal{O} + ks_1$, and $M_n(k)$ is the set of Motzkin meanders of length n starting at height k and having amplitude bounded by L .*

Proof. **1. Let us show that the map is well-defined, i.e. its image is included in $M_n(k) \cup G_n(k-1)$.**

It is quite straightforward, except maybe two points:

- Why is path ρ from block 15 of Figure 12 a valid triangular path of \mathcal{T}_L ? By replacing s_1, s_2, s_3 steps with $\overline{s}_1, \overline{s}_3, \overline{s}_2$, path ω' undergoes a vertical reflection about the vertical midline of \mathcal{T}_L . Thus, ω' is transformed into a backward path starting at $\mathcal{O} + Hs_1$ (if L is odd) or at $\mathcal{O} + (H-1)s_1$ (if L is even). Applying W_{n-1} makes it a forward path, which is ρ , that belongs to $G_{n-1}(H)$ (when L is odd) or $G_{n-1}(H-1)$ (when L is even).
- When $k = H$, it is impossible to output a Motzkin meander starting at height H and beginning by a \nearrow step. So the amplitude of every meander in the image is bounded by $2H+1$. Moreover, when L is even and $k = H$, the returned meanders cannot begin by a horizontal step, which explains why they have amplitude bounded by $L = 2H$.

2. Let us show by induction on n that $\Omega_{n,k}$ is a bijection for every $k \geq 0$.

The case $n = 0$ is clear.

Let n be a positive integer. If the image is a Motzkin meander beginning by \nearrow (resp. \rightarrow, \searrow), then the algorithm must end at block 8 (resp. 10, resp. 12). This covers all Motzkin paths of $M_n(k)$ (or $M'_n(k)$). Then we can bijectively recover the original path ω by following the arrows backwards up to block 1. In fact, all the arrows are reversible, notably because of the induction hypothesis. There is no ambiguity from blocks 9 and 12 (where there are *a priori* two possible ingoing arrows) because one can only go to block 7 and 9 if $k < H$. In the contrary case where $k = H$, one have to go to the right side of the diagram (blocks 17 and 18).

If the image is in $G_n(k-1)$, then the algorithms ends either to block 13 or to block 14. Since W_n is a bijection from paths with direction vector (B, F, F, \dots, F) to forward paths in $G_n(k-1)$, we can recover the preimage under W_n . If this preimage begins by \overline{s}_1 , then the algorithm actually ended at block 13; if it begins by \overline{s}_3 , the algorithm ended at block 14. At this point, we can use the above reasoning to go backwards to the root of the decision tree and find ω . Thus, we prove that $\Omega_{n,k}$ is a bijection. \square

When $k = 0$, Theorem 19 provides a bijection between forward paths and Motzkin paths of bounded amplitude. Go back to Figure 5 for examples: each forward path is put aside its image under $\Omega_{3,0}$.

Thus, at this point, we have answered Mortimer and Prellberg's open question (Theorem 3). Indeed, starting from a bicolored Motzkin path m (let us say in black and white) of length n and of amplitude bounded by L , we can construct a direction vector W from it: write F for each black step; B for each white step. Then, we compute $\Omega_{n,0}(m)$, which is a forward path. Finally, we use the bijection from Theorem 6 to transform the forward path into a triangular path of direction vector W .

Finally, let us discuss about the complexity of the algorithm. If $c(n, k)$ denotes the worst-case complexity of $\Omega_{n,k}$, then we can derive from Figure 12 the (rough) upper bound

$$c(n, k) \leq c(n-1, k+1) + c(n-1, k) + c(n-1, k-1) + n^2.$$

(The n^2 term reflects the complexity of the function W_{n-1} appearing in block 15.) Then, by a simple induction, one can see that $c(n, k) \leq m_n(k) + O(n^3)$ where $m_n(k)$ is the number of Motzkin meanders of length n starting at height k and having amplitude bounded by L . Since $m_n(0)$ is $O(3^n)$, we deduce that the complexity of $\Omega_{n,0}$ is bounded by an exponential in n . However, we do not know if this bound is tight. Experimentally, we have observed that the complexity of the algorithm has a large standard deviation when the input is randomly chosen: in most cases, the complexity is linear in n (in terms of running time and the number of recursive calls) but sometimes the complexity seems to be quadratic in n .

4. Many other bijections

In the previous section, we described a bijection between forward paths and Motzkin paths of bounded amplitude. However, the definition being recursive, the computation of an image takes *a priori* a long time, and its description lacks some clarity.

This section proposes a new way to define bijections between forward paths and Motzkin paths. Such bijections will have a double advantage. First, they only require linear time to compute. Second, these bijections are parameterized: each one of them comes with a specific metadata (which we name *scaffolding*), making them all different.

4.1. Profile

We start to define an integer vector for each point of \mathcal{T}_L :

Definition 20 (Profile). *Let $z = ie_1 + je_2 + ke_3$ be any point of \mathcal{T}_L . The profile of z is the vector $(p_0(z), \dots, p_H(z))$ where $H = \lfloor \frac{L}{2} \rfloor$ and $p_0(z), \dots, p_H(z)$ is the first half of the coefficients of the polynomial*

$$\frac{(1-x^{i+1})(1-x^{j+1})(1-x^{k+1})}{(1-x)^2} = p_0(z) + p_1(z)x + \dots + p_H(z)x^H + \dots + p_{L+1}(z)x^{L+1}.$$

Example 21. *Fix $L = 5$. The profile of any corner of \mathcal{T}_5 (that is $5e_1$, $5e_2$ or $5e_3$) is $(1, 0, 0)$ since the corresponding polynomial is $(1-x^6)$ (regardless of the corner). The profile of the point $e_1 + e_2 + 3e_3$ is $(1, 2, 1)$, which can be found by expanding the polynomial $(1-x^2)^2(1-x^4)/(1-x)^2 = 1 + 2x + x^2 - x^4 - 2x^5 - x^6$.*

Note that one can also extend the definition of profile for points $ie_1 + je_2 + ke_3$ where $i = -1$ or $j = -1$ or $k = -1$. Even if they are not in \mathcal{T}_L , we can see that the polynomial $\frac{(1-x^{i+1})(1-x^{j+1})(1-x^{k+1})}{(1-x)^2}$ is null for such points, so by convention, we can define the profile as the null vector $(0, \dots, 0)$. It will be useful to deal with border cases.

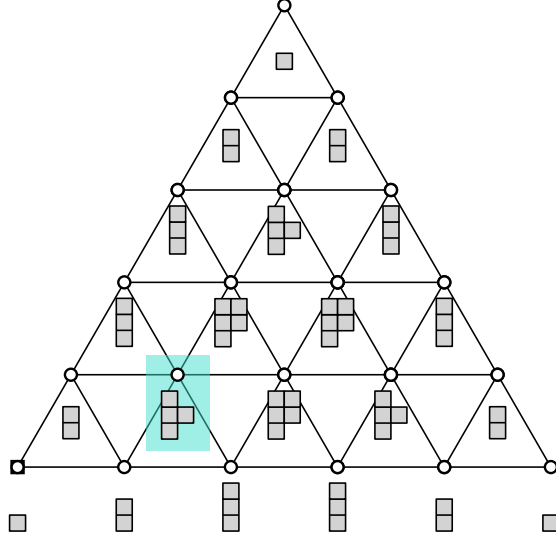


FIGURE 13. A cell representation of \mathcal{T}_5 . The enlighten zone corresponds to point $e_1 + e_2 + 3e_3$.

It is convenient to represent the profiles as sets of square cells.

Definition 22 (Cell representation). *A cell representation of a point z is a finite subset $\mathcal{C}(z)$ of \mathbb{Z}^2 satisfying $|\{\ell : (f, \ell) \in \mathcal{C}(z)\}| = p_f(z)$ for every $f \in \{0, \dots, H\}$. A cell representation of \mathcal{T}_L is a family $\mathcal{C} = (\mathcal{C}(z))_{z \in \mathcal{T}_L}$ of cell representations of points of \mathcal{T}_L . The height of a cell $c = (f, \ell)$ is defined as $h(c) = f$.*

The profile of every point z is then illustrated by the cell representation $\mathcal{C}(z)$: for every $(f, \ell) \in \mathcal{C}(z)$, a square is placed at coordinates (ℓ, f) .² For example, as shown by Figure 13, the cell representation of $e_1 + e_2 + 3e_3$ in \mathcal{T}_5 (whose profile is $(1, 2, 1)$, as mentioned above) can be represented as three rows of squares: the first (bottom) and the third (top) rows have 1 square each while the central row has 2 squares.

It is not obvious from Definition 20 that we always have $p_f(z) \geq 0$, and hence that a cell representation of \mathcal{T}_L exists for every $L \in \mathbb{N}$. However a cell representation of \mathcal{T}_L will be explicitly given by Proposition 31, proving the non-negativity of the components of a profile.

The next lemma establishes some identities about the profile.

²We swap the two coordinates so that f (which stands for *floor*) corresponds to the height of a cell, consistent with the fact that f represents the height in a Motzkin path.

Lemma 23. *Let z be in \mathcal{T}_L . Then for $i \in \{1, \dots, H-1\}$, the identities*

$$p_i(z + s_1) + p_i(z + s_2) + p_i(z + s_3) = p_{i-1}(z) + p_i(z) + p_{i+1}(z), \quad (3)$$

$$p_0(z + s_1) + p_0(z + s_2) + p_0(z + s_3) = p_0(z) + p_1(z), \quad (4)$$

$$p_H(z + s_1) + p_H(z + s_2) + p_H(z + s_3) = \begin{cases} p_H(z) + p_{H-1}(z) & \text{if } L \text{ is odd} \\ p_{H-1}(z) & \text{if } L \text{ is even} \end{cases}, \quad (5)$$

hold.

Proof. For $z = ie_1 + je_2 + ke_3 \in \mathcal{T}_L$, let $Pol_z(x)$ be the polynomial of Definition 20, that is

$$Pol_z(x) = \frac{(1 - x^{i+1})(1 - x^{j+1})(1 - x^{k+1})}{(1 - x)^2}.$$

We also extend for any integer i the definition of $p_i(z)$ as the coefficient of x^i in $Pol_z(x)$.

By an inelegant but simple expansion, one can check the identity

$$Pol_{z+s_1}(x) + Pol_{z+s_2}(x) + Pol_{z+s_3}(x) = \left(x + 1 + \frac{1}{x}\right) Pol_z(x) + x^{L+2} - \frac{1}{x}.$$

Extracting the coefficient of x^i in the above equality for $i \in \{0, \dots, H\}$ straightforwardly gives

$$p_i(z + s_1) + p_i(z + s_2) + p_i(z + s_3) = p_{i-1}(z) + p_i(z) + p_{i+1}(z),$$

which proves (3). The equality (4) comes from the fact that $p_{-1}(z) = 0$.

Concerning $i = H$, we remark that

$$x^{L+1} Pol_z(1/x) = -Pol_z(x),$$

and hence $p_{L+1-j}(z) = -p_j(z)$ for every integer j . In particular, if $L = 2H + 1$, then for $j = H + 1$, we have $p_{H+1}(z) = -p_{H+1}(z)$ and so $p_{H+1}(z) = 0$. Equality (5) is then obtained by substituting $i = H$ and $p_{i+1} = 0$ in (3). As for $L = 2H$ even, set $j = H$, and get $p_{H+1}(z) = -p_H(z)$, which implies that only the term $p_{H-1}(z)$ does not disappear in the right-hand side of the equality. \square

Thus, Proposition 17 is naturally extended to any point of \mathcal{T}_L (not only the ones on the border).

Theorem 24. *Let z be any point of \mathcal{T}_L and $(p_0(z), \dots, p_H(z))$ be the profile of z . Let us denote $f_n(z)$ the number of forward paths in \mathcal{T}_L starting from z . We have*

$$f_n(z) = \sum_{i=0}^H p_i(z) m_n(i),$$

where $m_n(i)$ is the number of Motzkin meanders of length n starting at height i and having an amplitude bounded by L .

Proof. We only do the proof for the odd case, since the even case is very similar. We proceed to an induction on n .

For $n = 0$, we have $p_0(z) = 1$ since it is the constant term in the polynomial $\frac{(1-x^{i+1})(1-x^{j+1})(1-x^{k+1})}{(1-x)^2}$. Moreover, $m_0(i)$ is equal to 0 if $i > 0$, and $m_0(0) = 1$. We consistently find $f_0(z) = 1$.

Let us assume that the equality holds for a given n and for every $z' \in \mathcal{T}_L$. We have

$$\begin{aligned} f_{n+1}(z) &= f_n(z + s_1) + f_n(z + s_2) + f_n(z + s_3) \\ &= \sum_{i=0}^H (p_i(z + s_1) + p_i(z + s_2) + p_i(z + s_3)) m_n(i) && \text{by induction,} \\ &= \sum_{i=1}^{H-1} (p_{i-1}(z) + p_i(z) + p_{i+1}(z)) m_n(i) \\ &\quad + (p_0(z) + p_1(z)) m_n(0) + (p_{H-1}(z) + p_H(z)) m_n(H) && \text{by Lemma 23.} \end{aligned}$$

Collecting terms with respect to $p_i(z)$, we get

$$\begin{aligned} f_{n+1}(z) &= p_0(z) (m_n(0) + m_n(1)) \\ &\quad + \sum_{j=1}^{H-1} p_j(z) (m_n(j-1) + m_n(j) + m_n(j+1)) \\ &\quad + p_H(z) (m_n(H-1) + m_n(H)), \end{aligned}$$

which reads $f_{n+1}(z) = \sum_{j=0}^H p_j(H) m_{n+1}(j)$. \square

Let us explain why Proposition 17 is a special case of the previous theorem. Given a point of the border $\mathcal{O} + \ell s_1 = s_1 e_1 + (L - \ell) e_3$ with $\ell \leq H = \lfloor L/2 \rfloor$, the associated polynomial is

$$\frac{(1 - x^{\ell+1})(1 - x^{L-\ell+1})}{1 - x} = (1 + x + \cdots + x^\ell) (1 - x^{L-\ell+1}).$$

But since $\ell \leq H$, we have $L - \ell + 1 > H$. So the profile of $\mathcal{O} + \ell s_1$ follows the expansion of $1 + x + \cdots + x^\ell$. In other words,

$$p_i(\mathcal{O} + \ell s_1) = \begin{cases} 1 & \text{if } i \leq \ell \\ 0 & \text{otherwise} \end{cases}.$$

We thus recover the formula $f_n(\mathcal{O} + \ell s_1) = \sum_{i=0}^\ell m_n(i)$.

4.2. Scaffoldings and new bijections

In order to illustrate the following definition, we begin this subsection by explaining the idea behind the bijection we are going to present next.

By Theorem 24, we know there should be a bijection between the set of triangular paths starting at $z \in T_L$ and the set of triplets (m, c) where m is a Motzkin meander of

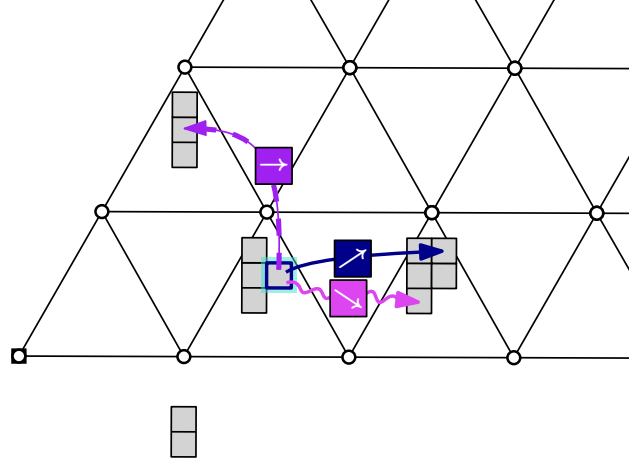


FIGURE 14. A zoom on a scaffolding – more specifically it depicts the function $s \mapsto \delta_{e_1+e_2+3e_3}((1,2), s)$.

bounded amplitude and c is a cell in the cell representation of z such that $h(c)$ is the starting height of m . For the sake of example, let us choose $L = 5$, $z = e_1 + e_2 + 3e_3$, $c = (f, \ell) = (1, 2)$. It corresponds to a specific cell of the profile of z , which is highlighted in Figure 14.

We now consider a Motzkin path m which we wish to transform into a triangular path starting at z , in a recursive manner. This transformation will depend on the cell we have chosen (here $(1, 2)$). At this point there are naturally three possibilities: m begins by \nearrow , by \rightarrow , or by \searrow . The idea is then to map these three possibilities to three other cells located in the profiles of the neighbors of z . The f -coordinates of these cells must be respectively 2, 1 and 0. We then use a recursion, which now depends on the new cell, to find the desired triangular path.

Of course there are several choices for these new cells. For example, if m begins by \nearrow , we have 3 choices: there are 2 cells in the top floor of $z + s_1$, 1 cell in the top floor of $z + s_2$, and 0 cell in the top floor of $z + s_3$. Following Figure 14, we choose the cell $(2, 2)$ from the cell representation of $z + s_1$. The triangular path we would like to output will begin by s_1 (because the chosen cell is in the profile of $z + s_1$), and the rest will be computed by recursion.

A *scaffolding* is precisely the data which dictates the choice of the new cells for the whole lattice. More precisely, it indicates in which cell we have to go when we consider a specific cell in some profile, and a particular step in $\{\nearrow, \rightarrow, \searrow\}$.

Definition 25 (Scaffolding). *Let us fix L the size of the triangular lattice, and let H be $\lfloor L/2 \rfloor$.*

For a height $f \in \{0, \dots, H\}$, we say that a step $s \in \{\nearrow, \rightarrow, \searrow\}$ is an allowed step from height f if it is a possible step from height f in a Motzkin meander. Precisely, the

only restrictions are that (f, s) cannot be equal to $(0, \searrow)$ nor (H, \nearrow) , and furthermore, if L is even, (f, s) cannot be equal to (H, \rightarrow) .

For $z \in \mathcal{T}_L$, we define the set

$$A(z) := \{(c, s) \in \mathcal{C}(z) \times \{\nearrow, \rightarrow, \searrow\} : s \text{ is an allowed step from } h(c)\},$$

where $\mathcal{C}(z)$ is the cell representation of z (see Definition 22). For $i \in \{1, 2, 3\}$, we also introduce the notation

$$\mathcal{C}_i(z) := \{(s_i, c) : c \in \mathcal{C}(z)\}.$$

The set $\mathcal{C}_i(z)$ is thus a subset of $\mathcal{F} \times \mathcal{C}(z)$, having same cardinality as $\mathcal{C}(z)$, since all the elements of $\mathcal{C}_i(z)$ have the same first coordinate s_i .

A scaffolding is a collection of functions $(\delta_z)_{z \in \mathcal{T}_L}$, such that for each $z \in \mathcal{T}_L$, the function

$$\delta_z : A(z) \rightarrow \mathcal{C}_1(z + s_1) \cup \mathcal{C}_2(z + s_2) \cup \mathcal{C}_3(z + s_3)$$

is a bijection. Furthermore, for every $(c, s) \in A(z)$ with $(\sigma, c') = \delta_z(c, s)$, we have the restriction

$$h(c') = \begin{cases} h(c) + 1 & \text{if } s = \nearrow \\ h(c) & \text{if } s = \rightarrow \\ h(c) - 1 & \text{if } s = \searrow \end{cases}.$$

An entire scaffolding is shown by Figure 25.

Proposition 26. *For any $L \geq 0$, there exists a scaffolding.*

Proof. Let us consider any point z of \mathcal{T}_L , and let f' be an integer in $\{0, \dots, H\}$.

Consider the sets

$$\begin{aligned} \mathcal{U}_{f'}(z) &:= \{(c, \nearrow) \in A(z) : h(c) = f' - 1\}, \\ \mathcal{F}_{f'}(z) &:= \{(c, \rightarrow) \in A(z) : h(c) = f'\}, \\ \mathcal{D}_{f'}(z) &:= \{(c, \searrow) \in A(z) : h(c) = f' + 1\}, \\ \mathcal{C}_{i,f'}(z) &:= \{(s_i, c') \in \mathcal{C}_i(z) : h(c') = f'\} \quad \text{for } i \in \{1, 2, 3\}. \end{aligned}$$

By Lemma 23, we have

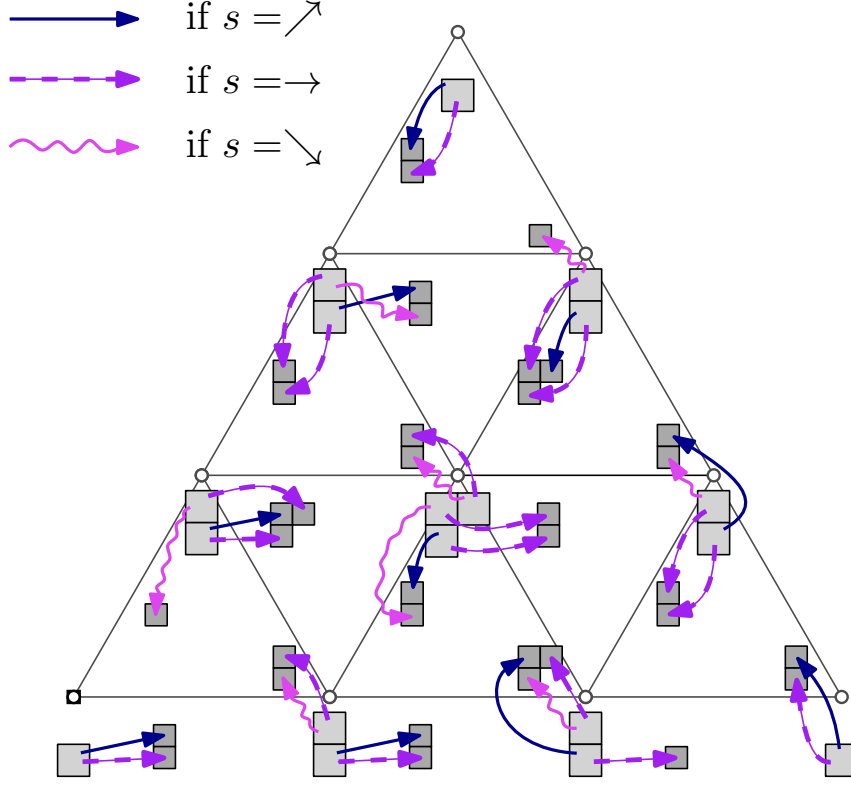
$$|\mathcal{U}_{f'}(z) \cup \mathcal{F}_{f'}(z) \cup \mathcal{D}_{f'}(z)| = |\mathcal{C}_{1,f'}(z + s_1) \cup \mathcal{C}_{2,f'}(z + s_2) \cup \mathcal{C}_{3,f'}(z + s_3)|.$$

We can then choose any bijection $b_{f'}$ between these two sets and define $\delta_z(c, s)$ for every $(c, s) \in \mathcal{U}_{f'}(z) \cup \mathcal{F}_{f'}(z) \cup \mathcal{D}_{f'}(z)$ as $b_{f'}(c, s)$.

Doing so for every $f' \in \{0, \dots, H\}$ enables to cover every pair $(c, s) \in A(z)$, and thus successfully define δ_z on the set of such triplets.

The required bijectivity of δ_z is straightforward (because $b_{f'}$ is also bijective). \square

Once we fix a scaffolding for our triangular lattice, one can describe a bijection between triangular paths and Motzkin paths. The bijection is given by Algorithms 2 and 3.

FIGURE 15. A random scaffolding for \mathcal{T}_3 .

ALGORITHM 2: Bijection from Motzkin paths to triangular paths, given a scaffolding $(\delta_z)_{z \in \mathcal{T}_L}$ (for *scaffolding*, see Definition 25).

metadata: a scaffolding δ_z
input: a Motzkin path m
output: a triangular path p starting at \mathcal{O}
 $n \leftarrow \text{length of } m$;
 $p \leftarrow \text{empty path}$;
 $z \leftarrow \mathcal{O}$;
 $c \leftarrow \text{unique cell of height 0 in the cell representation of } z$;
for i **from** 1 **to** n
 do $(\sigma, c) \leftarrow \delta_z(c, m[i])$;
 add σ **to** the end of p ;
 $z \leftarrow z + \sigma$;
return p ;

ALGORITHM 3: Bijection from triangular paths to Motzkin paths, given a scaffolding $(\delta_z)_{z \in \mathcal{T}_L}$ (for *scaffolding*, see Definition 25).

metadata: a scaffolding δ_z

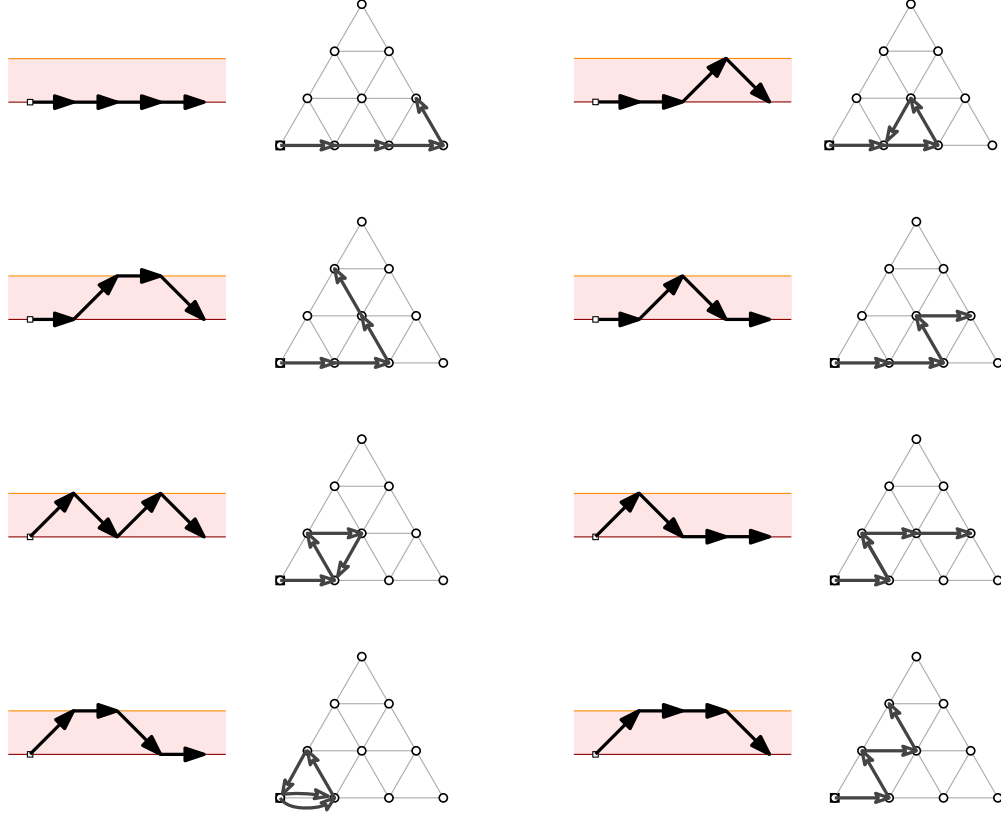


FIGURE 16. The Motzkin paths and the triangular paths of length 3 in correspondence under Algorithms 2 and 3, given the scaffolding of Figure 15.

input: a triangular path p starting at \mathcal{O}
output: a Motzkin path m
 $n \leftarrow \text{length of } p$;
 $m \leftarrow \text{empty path}$;
 $z \leftarrow \mathcal{O} + \sum_{i=1}^n p[i]$;
 $c \leftarrow \text{unique cell of height 0 in the cell representation of } z$;
for i **decreasing from** n **to** 1
do $(c, s) \leftarrow \delta_z^{-1}(p[i], c)$;
 add s **to the beginning of** m ;
 $z \leftarrow z - p[i]$;
return m ;

Theorem 27. Let $(\delta_z)_{z \in \mathcal{T}_L}$ be a scaffolding. Algorithms 2 and 3 give two inverse bijections between the set of Motzkin paths of length n with bounded amplitude L and the set of triangular paths of \mathcal{T}_L of length n starting at \mathcal{O} .

Proof. At the end of Algorithm 2, note that the height of the ending cell is 0, since variable f keeps track of the height of the input Motzkin path (because of the last restriction of Definition 25) and a Motzkin path always ends at height 0. Moreover, because the polynomial $(1 - x^{i+1})(1 - x^{j+1})(1 - x^{k+1})/(1 - x)^2$ always has a constant term equal to 1, by Definition 20, we have $p_0(z) = 1$ for every $z \in \mathcal{T}_L$. But ℓ is always between 1 and $p_f(z)$, so at the end of Algorithm 2, ℓ must be 1.

Thus, the values of z and c are the same at the end of Algorithm 2 and at the beginning of Algorithm 3. From this point, it is easy to see that the loop of Algorithm 3 reverses what the loop of Algorithm 2 did. Therefore the two algorithms are mutual inverse bijections. \square

Remark 28. *If we omit the cost of a precalculation (which is the construction of a scaffolding which can be made in $O(L^4)$ time), both algorithms have a linear-time complexity.*

The scaffolding bijection of Subsection 4.4 does not require any precalculation (which can be costly if L is large) and it still has a linear-time complexity.

Remark 29. *If two Motzkin paths m and m' share a common prefix of length j , then the two corresponding triangular paths under Algorithm 2 will also share a common prefix of length j . The converse is not true.*

This property is not shared by the exponential bijection of Figure 12. This is why this bijection is not a particular case of the scaffolding bijections.

Remark 30. *No scaffolding is necessary if we wish to sample a random forward path under the uniform distribution, given a uniform random Motzkin path of bounded amplitude.*

Indeed, since any scaffolding is suitable to have a bijection, one can pick this scaffolding at random, on the fly. To do so, at each step of the loop in Algorithm 2, we choose $\delta_z(c, m[i])$ as one of the cells with height h' belonging to $\mathcal{C}(z + s_1) \cup \mathcal{C}(z + s_2) \cup \mathcal{C}(z + s_3)$, where $h' = h(c) + 1$ if $m[i] = \nearrow$, $h' = h(c)$ if $m[i] = \rightarrow$, or $h' = h(c) - 1$ if $m[i] = \searrow$. This choice must be uniform among all cells of height h' .

4.3. Two direct bijective proofs of Mortimer and Prellberg's theorem

We mention two ways to extend this to a bijection between bounded Motzkin paths with bicolored (black and white) edges and triangular paths (potentially including forward and backward steps), which provides a direct combinatorial interpretation of Theorem 3.

The first method is as mentioned at the end of Section 3: Starting with a bicolored Motzkin path, use the scaffolding bijection above to send the Motzkin path to a forward path, and map the colors to a direction vector based on the order in which they appear (black $\rightarrow F$ and white $\rightarrow B$). Then, using the bijection of Theorem 6, send the forward path to a path with that direction vector.

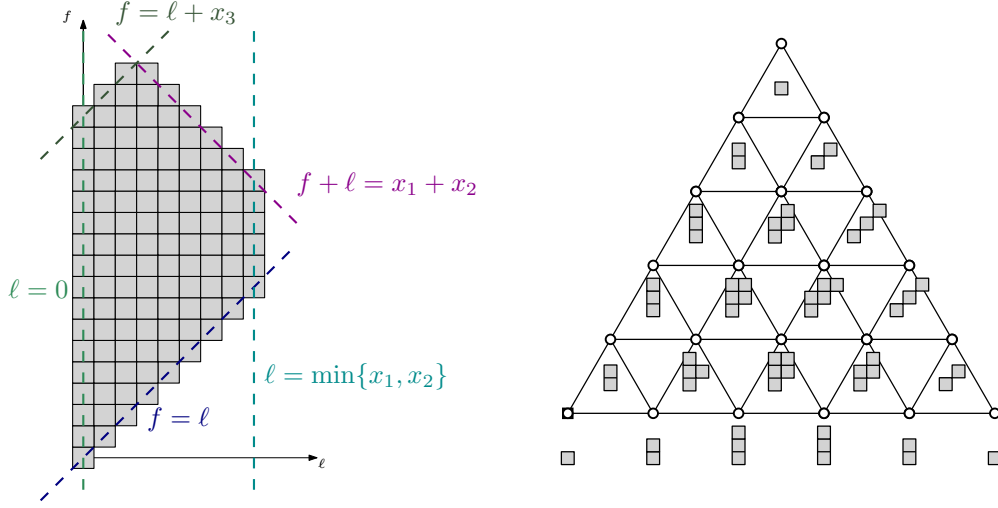


FIGURE 17. *Left.* The shape of the cell representation from Proposition 31 of a point $x_1e_1 + x_2e_2 + x_3e_3$. *Right.* The associated cell representation of \mathcal{T}_5 .

For the second method we start by defining a *reverse scaffolding*

$$\bar{\delta}_z : A(z) \rightarrow \bar{\mathcal{C}}_1(z + \bar{s}_1) \cup \bar{\mathcal{C}}_2(z + \bar{s}_2) \cup \bar{\mathcal{C}}_3(z + \bar{s}_3),$$

where each $\bar{\mathcal{C}}_i(z)$ is defined by

$$\mathcal{C}_i(z) := \{(\bar{s}_i, c) : c \in \mathcal{C}(z)\}.$$

We define $\bar{\delta}_z$ symmetrically to δ_z reflected about the midline of \mathcal{T}_L passing through $\mathcal{O} = x_3e_3$. To be precise, if $z = x_1e_1 + x_2e_2 + x_3e_3$, let $z' = x_2e_1 + x_1e_2 + x_3e_3$ and $\delta_{z'}(a) = (s_j, c)$. Then we define $\bar{\delta}_z(a) := (\bar{s}_{4-j}, c)$. This is possible because the cell representation of z' is necessarily the same as that of z . The bijection then runs as follows: starting with a bicolored Motzkin path, we apply the scaffolding δ_z when there is a black step, and we apply the reverse scaffolding $\bar{\delta}_z$ when there is a white step. An advantage of that second version is that it takes linear time to apply.

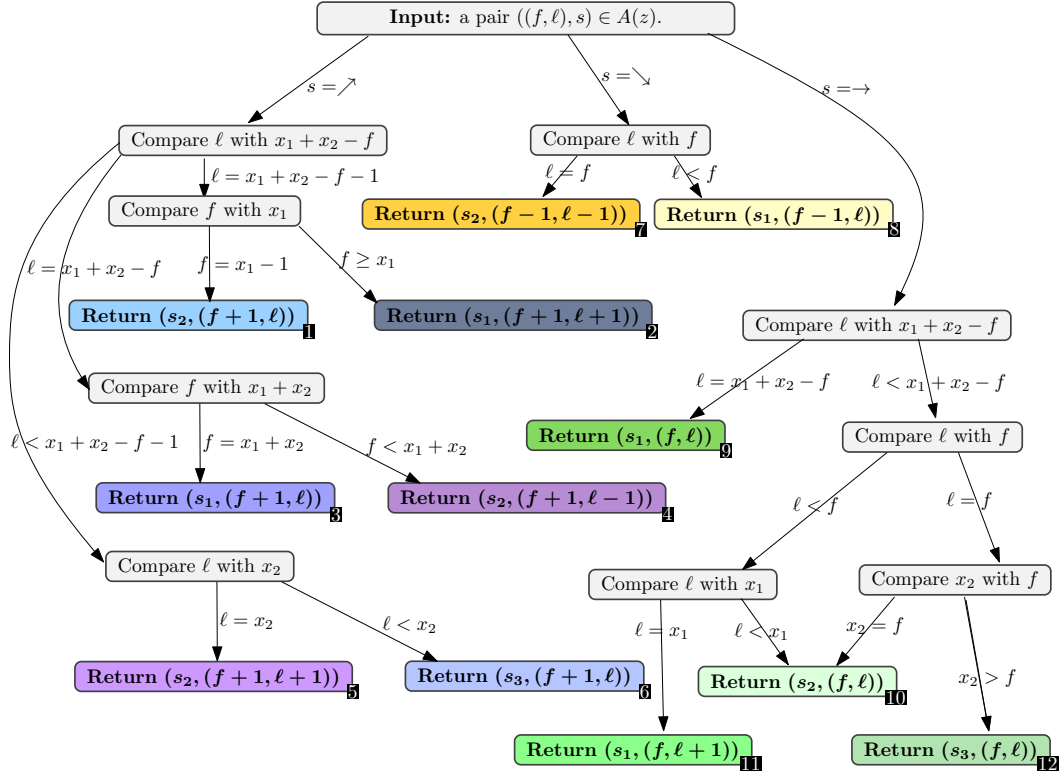
4.4. A canonical scaffolding in terms of colored trapeziums

In this section we provide an explicit scaffolding which yields a bijection between bounded Motzkin paths and triangular paths which takes linear time to compute (it does not depend on L). First we define a new cell representation for \mathcal{T}_L .

Proposition 31. *For every $z \in \mathcal{T}_L$, the set*

$$\mathcal{C}(z) := \{(f, \ell) \in \mathbb{Z}^2 \mid \max(0, f - x_3) \leq \ell \leq \min(f, x_1, x_2, x_1 + x_2 - f)\}$$

is a cell representation of z (see Definition 22).

FIGURE 18. A diagram defining the scaffolding δ_z .

Proof. Set $z = x_1 e_1 + x_2 e_2 + x_3 e_3$, so $x_1 + x_2 + x_3 = L$. Recall that for

$$p_f(z) = [y^f](1 + \cdots + y^{x_1})(1 + \cdots + y^{x_2})(1 - y^{x_3+1}),$$

for $2f \leq L$. For $x_3 \geq x_1 + x_2$, an expansion of the two first factors shows that the numbers $p_f(z)$ are

$$1, 2, \dots, \underbrace{\min(x_1, x_2) + 1, \min(x_1, x_2) + 1, \dots, \min(x_1, x_2) + 1}_{\text{repeated } \max(x_1, x_2) - \min(x_1, x_2) + 1 \text{ times}}, \min(x_1, x_2), \dots, 2, 1,$$

for $f = 0, 1, \dots, x_1 + x_2$. So, if we simply define $\mathcal{C}(z) := \{(f, \ell) \mid 0 \leq \ell \leq p_f(z) - 1\}$ with $h((f, \ell)) = f$, then $\mathcal{C}(z)$ can alternatively be written as

$$\mathcal{C}(z) = \{(f, \ell) \in \mathbb{Z}^2 \mid 0 \leq \ell \leq \min(f, x_1, x_2, x_1 + x_2 - f)\}.$$

For $x_3 < x_1 + x_2$, it suffices to remove from $\mathcal{C}(z)$ any points (f, ℓ) for which $(f, \ell - x_3 - 1)$ belongs to $\mathcal{C}(z)$, as this corresponds to multiplying the polynomial by $(1 - y^{x_3+1})$. This yields the above general formula for $\mathcal{C}(z)$. \square

Examples of the cell representation of Proposition 31 are shown in Figure 17.

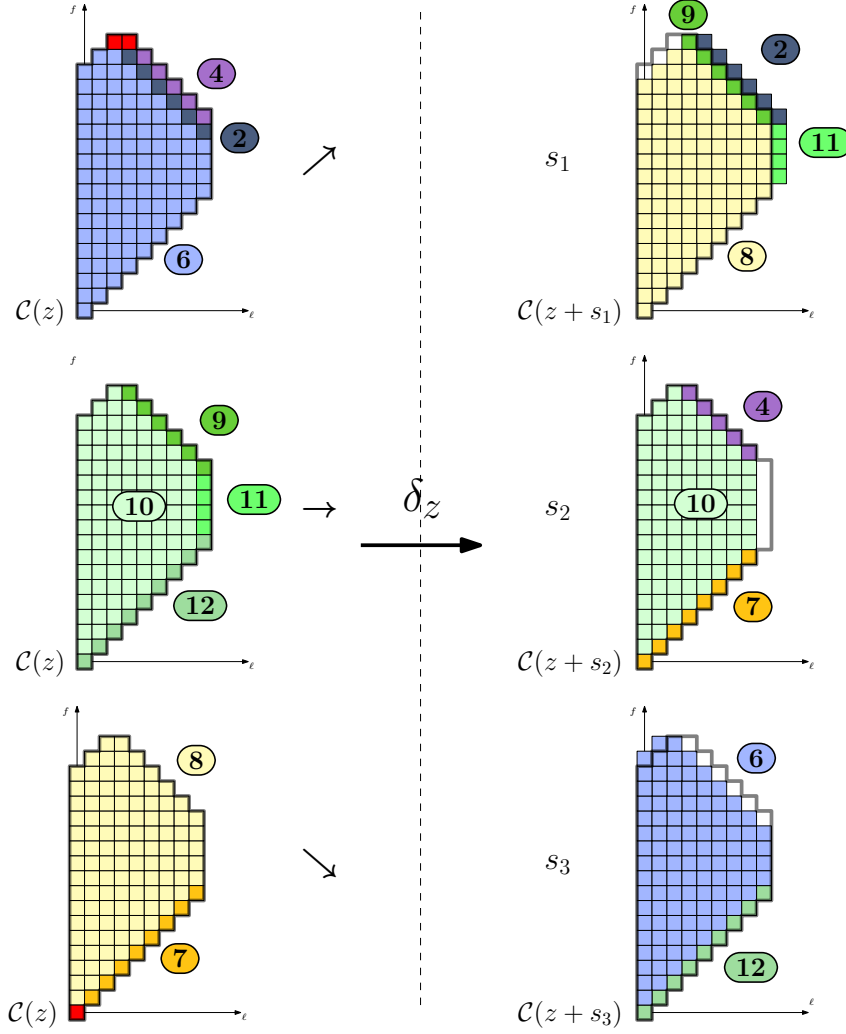


FIGURE 19. A geometric depiction of the bijection δ_z in the case $x_1 = 8$, $x_2 = 13$, $L = 37$. On the left, there are three copies of $C(z)$ while on the right we have $C(s_1 + z)$, $C(s_2 + z)$ or $C(s_3 + z)$. Each case in Figure 18 is represented by a colored zone with labels matching the numbers shown in Figure 18. Cells for which the given step is not allowed are colored in red. The grey polygon on each of the cell representations is the outline of $C(z)$ (equivalently, the pentagon delimited by the lines $\ell = 0$, $f = \ell$, $\ell = 8$, $f + \ell = 21$ and $f = \ell + 16$).

Finally it remains to define a scaffolding

$$\delta_z : A(z) \rightarrow C_1(z + s_1) \cup C_2(z + s_2) \cup C_3(z + s_3),$$

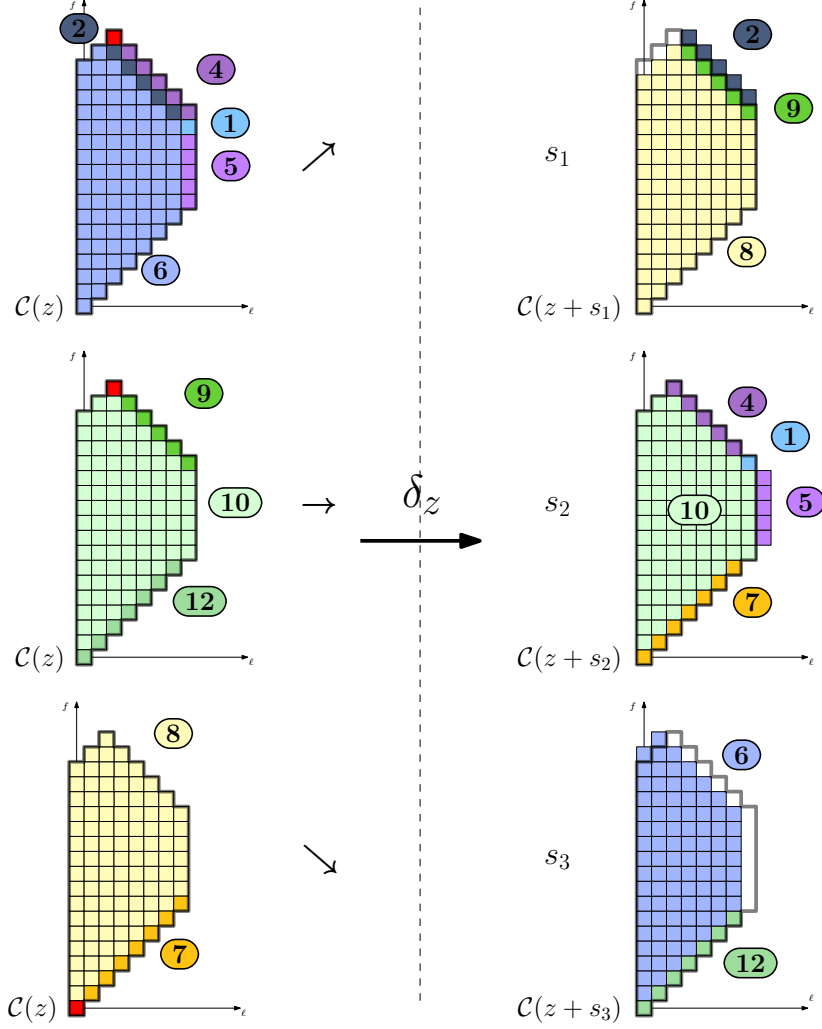


FIGURE 20. The bijection δ_z in the case $x_1 = 13$, $x_2 = 7$, $L = 36$. In comparison with Figure 19, this decomposition features the case where L is even, but most importantly, the case where $x_1 > x_2 + 1$.

where we recall that $A(z)$ and $\mathcal{C}_i(z)$ are defined by

$$A(z) := \{(c, s) \in \mathcal{C}(z) \times \{\nearrow, \rightarrow, \searrow\} : s \text{ is an allowed step from } h(c)\}.$$

$$\mathcal{C}_i(z) := \{(s_i, c) : c \in \mathcal{C}(z)\}.$$

We define δ_z by the procedure shown in Figure 18. Under this procedure there are 12 different cases, shown by the colored boxes labeled from 1 to 12.

In the following theorem we show that this is indeed a bijection. We give a geometric interpretation of this bijection in two specific cases in Figures 19 and 20.

Theorem 32. *For each $z \in \mathcal{T}_L$, the function δ_z defined by the procedure in Figure 18 is a bijection from $A(z)$ to $\mathcal{C}_1(z + s_1) \cup \mathcal{C}_2(z + s_2) \cup \mathcal{C}_3(z + s_3)$.*

Proof. To see that this is a bijection, it suffices to show that each element of $\mathcal{C}_1(z + s_1) \cup \mathcal{C}_2(z + s_2) \cup \mathcal{C}_3(z + s_3)$ is covered exactly once by δ_z .

First, we claim that $\mathcal{C}_1(z + s_1)$ is covered by cases 2, 3, 8, 9 and 11. Note that $\mathcal{C}(z + s_1) = \{(f', \ell') \in \mathbb{Z}^2 \mid \max(0, f' - x_3 + 1) \leq \ell' \leq \min(f', 1 + x_1, x_2, 1 + x_1 + x_2 - f')\}$. In particular, the pairs $(f', \ell') \in \mathcal{C}(z + s_1)$ covered by each of the five cases are those satisfying the following:

- Case 2: $\ell' = 1 + x_1 + x_2 - f' \neq 0$.
- Case 3: $\ell' = 0 = 1 + x_1 + x_2 - f'$ (this case only occurs if $x_1 + x_2 \leq x_3$ i.e., $2(x_1 + x_2) \leq L$).
- Case 8: $\ell' \leq x_1$ and $\ell' < x_1 + x_2 - f'$.
- Case 9: $\ell' \leq x_1$ and $\ell' = x_1 + x_2 - f'$.
- Case 11: $\ell' = x_1 + 1 \leq x_1 + x_2 - f'$ (this case only occurs for $x_1 < x_2$).

Next, we show that the set $\mathcal{C}_2(z + s_2)$ is covered by cases 1, 4, 5, 7 and 10. We have

$$\mathcal{C}(z + s_2) = \{(f', \ell') \in \mathbb{Z}^2 \mid \max(0, f' - x_3) \leq \ell' \leq \min(f', x_1 - 1, x_2 + 1, x_1 + x_2 - f')\}.$$

In particular, the pairs $(\ell', f') \in \mathcal{C}(z + s_2)$ covered by each of the five cases are those satisfying the following:

- Case 1: $f' = x_1$ and $\ell' = x_2$ (this case only occurs if $x_2 \leq x_1 - 1$).
- Case 4: $\ell' = x_1 + x_2 - f' \leq x_2 - 1$.
- Case 5: $\ell' = x_2 + 1$ (this case only occurs if $x_2 + 1 \leq x_1 - 1$).
- Case 7: $\ell' = f' \leq x_2 - 1$.
- Case 10: $\ell' \leq x_1 + x_2 - f' - 1, x_2, f' - 1$ or $\ell' = f' = x_2$ (the latter case only occurs for $x_2 \leq x_1 - 1$).

Finally, we show that the set $\mathcal{C}_3(z + s_3)$ is covered by cases 6 and 12. Note that

$$\mathcal{C}(z + s_3) = \{(f', \ell') \in \mathbb{Z}^2 \mid \max(0, f' - x_3 - 1) \leq \ell' \leq \min(f', x_1, x_2 - 1, x_1 + x_2 - 1 - f')\}.$$

In particular, the pairs $(f', \ell') \in \mathcal{C}(z + s_3)$ covered by each of the five cases are those satisfying the following:

- Case 6: $\ell' \leq f' - 1$.
- Case 12: $\ell' = f'$.

We thus have dealt with every element of $\mathcal{C}_1(z + s_1) \cup \mathcal{C}_2(z + s_2) \cup \mathcal{C}_3(z + s_3)$. \square

Note that the rules in the definition of δ_z only depend on x_1, x_2, f and ℓ , but not L . As a consequence, this bijection can be applied to any Motzkin path to yield a path in the 1/6-plane, and if L is the minimum sidelength of a triangle containing the resulting path then L is the amplitude of the Motzkin path.

5. Generalization to further dimension

This section explains to what extent the results of the previous sections can be generalized. In fact, there is a natural extension of triangular paths to higher dimension (already introduced by [15]) for which there still exists a bijective correspondence between forward and backward paths. More surprisingly, we can find in dimension 3 a new bijection between two families of lattice walks, which is an analogue of the bijection between triangular paths and Motzkin path of bounded amplitude.

5.1. What can be extended in any dimension

5.1.1. Definition. For dimension d , let $(e_1, e_2, e_3, \dots, e_{d+1})$ denote the standard basis of \mathbb{R}^{d+1} . For some $L \in \mathbb{N}$, we define the subset $\mathcal{S}_{d,L}$ of \mathbb{N}^{d+1} as the simplicial section of side length L of the integer lattice:

$$\mathcal{S}_{d,L} = \{x_1 e_1 + \dots + x_{d+1} e_{d+1} : x_1, \dots, x_{d+1} \in \mathbb{N}, x_1 + \dots + x_{d+1} = L\}.$$

We will consider walks in this simplex using *forward* steps $s_j = e_j - e_{j-1}$ for $1 \leq j \leq d+1$ (with the convention that $s_0 = s_{d+1}$) and *backward* steps $-s_j$. Paths of $\mathcal{S}_{d,L}$ only using forward steps are again called *forward paths*. The *origin* of $\mathcal{S}_{d,L}$, denoted \mathcal{O} , is defined as Le_{d+1} . The triangular lattice \mathcal{T}_L can be recovered by setting $d = 2$ – in other words $\mathcal{T}_L = \mathcal{S}_{2,L}$.

As in the triangle case, forward paths of $\mathcal{S}_{d,L}$ starting from \mathcal{O} form a subfamily of Standard Young Tableaux. Precisely, they are in bijection with standard Young tableaux with d rows or less with an extra restriction: for $i > L$, if there is a cell with label ℓ at position i in the top row of the Young tableau, then there is a cell at position $i - L$ in the bottom row of the Young tableau with a label less than ℓ . The enumeration of standard Young tableaux with a bounded number of rows is the object of a very active research – see [13] for a survey.

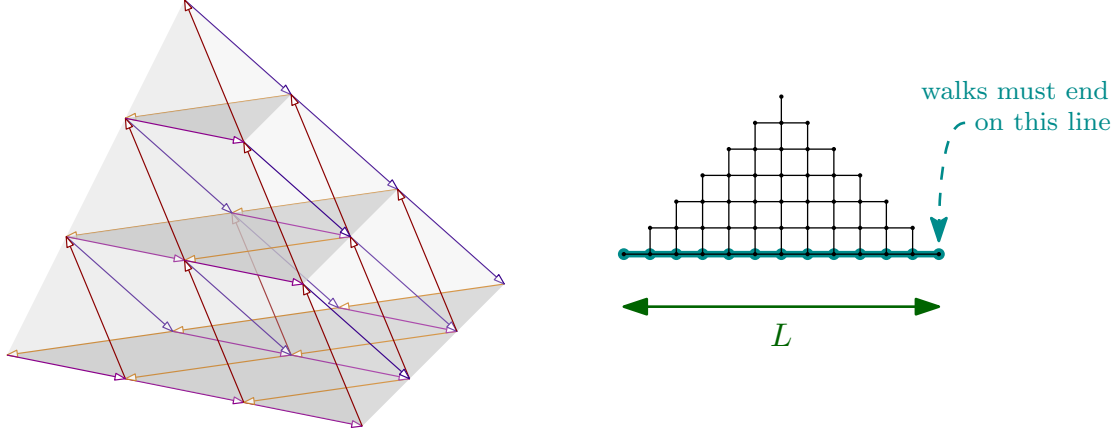
5.1.2. Equinumeracy of forward and backward paths. Defining direction vector as in Definition 5, the equivalent of Theorem 6 still holds:

Theorem 33. *Given two sequences W and W' of $\{\mathcal{F}, \mathcal{B}\}^n$, the set of paths in $\mathcal{S}_{d,L}$ of direction vector W are in bijection with the set of pyramid paths of direction vector W' .*

We can use the same proof almost *verbatim*. In fact, the bijection uses swap flips, defined exactly as in Definition 10:

$$\begin{aligned} (s_j, \overline{s_k}) &\longleftrightarrow (\overline{s_k}, s_j) && \text{if } j \neq k, \\ (s_k, \overline{s_k}) &\longleftrightarrow (\overline{s_{k-1}}, s_{k-1}) && \text{otherwise.} \end{aligned}$$

where, by convention, $s_0 = s_{d+1}$.

FIGURE 21. *Left.* The Pyramid $\mathcal{S}_{3,3}$. *Right.* The waffle W_{12} .

5.2. Dimension 3

It turns out that forward paths in dimension 3 are equinumerous with another family of paths, as in the two dimensional case. We will show this inductively, then give a bijection analogous to those in Section 4.

In dimension 3, the set

$$\mathcal{S}_{3,L} = \{x_1 e_1 + x_2 e_2 + x_3 e_3 + x_4 e_4 : x_1, x_2, x_3, x_4 \in \mathbb{N}, x_1 + x_2 + x_3 + x_4 = L\}$$

is a pyramidal lattice, as shown by Figure 21 (left). We denote by \mathcal{F} the set of forward steps, i.e., $\mathcal{F} = \{e_1 - e_4, e_2 - e_1, e_3 - e_2, e_4 - e_3\}$, and we denote by \mathcal{B} the set of backward steps, i.e., $\mathcal{B} = -\mathcal{F}$. A *pyramidal walk* is a walk in $\mathcal{S}_{3,L}$ using steps in $\mathcal{F} \cup \mathcal{B}$.

By reducing the dimension of the recurrence using the bijection between forward and backward paths, we find a family of paths in bijection with pyramidal walks:

Theorem 34. *Define the waffle W_L of size L by*

$$W_L = \{(i, j) \in \mathbb{N} : j \leq i \leq L - j\}$$

(see Figure 21 (right) for a picture). For $(i, j) \in W_L$, the number $w_{n,i,j}$ of square lattice walks in W_L , starting at (i, j) and ending on the y-axis is given by

$$w_{n,i,j} = p_{n,i,j} - p_{n,i-1,j-1},$$

where $p_{n,i,j}$ is the number of forward (or equally backward) pyramid paths of length n starting at the point $(i - j)e_1 + je_2 + (L - i)e_4$.

Proof. We prove this using an inductive approach. We define $q_{n,i,j}$ to be the number of such paths starting at the point $(i - j)e_1 + je_2 + e_3 + (L - i - 1)e_4$ (this is 0 if the starting point is outside the region).

Considering the first step in a forwards path of length $n + 1$ starting at $(i - j)e_1 + je_2 + (L - i)e_4$ yields the following equation for $n, i, j \geq 0$ satisfying $i \leq j \leq L$:

$$p_{n+1,i,j} = p_{n,i+1,j} + p_{n,i,j+1} + q_{n,i-1,j-1}.$$

Using the same method for backward paths yields

$$p_{n+1,i,j} = p_{n,i-1,j} + p_{n,i,j-1} + q_{n,i,j}.$$

Canceling the q terms, we obtain the following equation as long as $1 \leq j \leq i \leq L$:

$$p_{n+1,i,j} - p_{n+1,i-1,j-1} = p_{n,i+1,j} + p_{n,i,j+1} - p_{n,i-2,j-1} - p_{n,i-1,j-2}.$$

Finally, writing $w_{n,i,j} := p_{n,i,j} - p_{n,i-1,j-1}$, we have the following recurrence for w :

$$w_{n+1,i,j} = w_{n,i+1,j} + w_{n,i,j-1} + w_{n,i,j+1} + w_{n,i-1,j},$$

which has only positive coefficients. By analysing this equation on the boundary, we deduce that it holds for $0 \leq j \leq i \leq L + 1$, if we define $w_{n,i,j} = 0$ for i, j outside this region. Finally the initial condition for $w_{0,i,j}$ follows from $p_{0,i,j} = 1$ for $0 \leq j \leq i \leq L$:

$$\begin{aligned} w_{0,i,j} &= 0, & \text{for } 1 \leq j \leq i \leq L, \\ w_{0,i,0} &= 1, & \text{for } 0 \leq i \leq L, \\ w_{0,L+1,j} &= -1, & \text{for } 1 \leq j \leq L + 1, \\ w_{0,L+1,0} &= 0. \end{aligned}$$

These initial conditions along with the recurrence uniquely define the terms $w_{n,i,j}$. Now, by symmetry, $w_{n,i,j} = -w_{n,L+1-j,L+1-i}$, and in particular, $w_{n,i,L+1-i} = 0$, so we only need to consider the region $i + j \leq L$. Within this region, all terms are positive, so $w_{n,i,j}$ can be understood combinatorially. The combinatorial interpretation of the recurrence is precisely the statement of the theorem: $w_{n,i,j}$ is the number of square lattice walks starting at (i, j) and ending on the y -axis, which are confined to the region $W_L = \{(i, j) \in \mathbb{N} : i \leq j \leq L - i\}$. \square

In particular, $p_{n,0,0} = w_{n,0,0}$.

Remark 35. If we apply the transformation $(x, y) \mapsto (x - y, y)$ to waffle walks, we remark that pyramidal walks starting at \mathcal{O} are in bijection with Gouyou-Beauchamps walks, i.e. walks with North-West, West, East, South-East steps, going from $(0, 0)$ to a point on the x -axis and confined in the part of the positive quarter of plane below the line $x + 2y = L$. This is consistent with the fact that standard Young tableaux with 4 rows or less are in bijection with Gouyou-Beauchamps walks returning to the x -axis confined in the quarter of plane [11].

More generally, the following proposition relates the enumeration of pyramid walks starting at any point to waffle walks.

Proposition 36. The number $p_n(z)$ of length n pyramid walks starting at a point $z = x_1e_1 + x_2e_2 + x_3e_3 + x_4e_4$ is equal to the number of length n waffle walks starting at a point in the set $W(z)$, defined by

$$W(z) := \{(x_1 + x_3 + p - q, p + q) : p, q \in \mathbb{N}, p \leq \min(x_2, x_4), q \leq \min(x_1, x_3)\}.$$

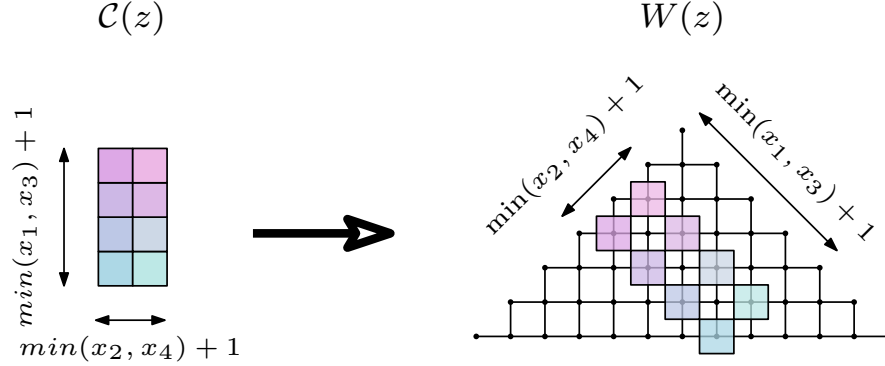


FIGURE 22. The sets $\mathcal{C}(z)$ and $W(z)$ for $z = 4e_1 + e_2 + 3e_3 + 4e_4$.

Now, we will give a bijective proof of this. The proof is via a scaffolding, analogous to Definition 25. Again, before we define scaffolding we define the profile of a point.

Definition 37 (Profile). *For a point $z = x_1e_1 + x_2e_2 + x_3e_3 + x_4e_4$, we define the profile $\mathcal{C}(z)$ of z by*

$$\mathcal{C}(z) := \{(p, q) \in \mathbb{N}^2 : p \leq \min(x_2, x_4), q \leq \min(x_1, x_3)\}.$$

We have a natural bijection $h_z : \mathcal{C}(z) \rightarrow W(z)$ defined by $h_z(p, q) := (x_1 + x_3 + p - q, p + q)$.

For $z \in \mathcal{S}_{3,L}$, we define the set

$$A(z) := \{(c, s) \in \mathcal{C}(z) \times \{\uparrow, \rightarrow, \downarrow, \leftarrow\} : s \text{ is an allowed step from } h_z(c)\}.$$

For $i \in \{1, 2, 3, 4\}$, we also introduce the notation

$$\mathcal{C}_i(z) := \{(s_i, c) : c \in \mathcal{C}(z)\}.$$

The set $\mathcal{C}_i(z)$ is thus a subset of $\mathcal{F} \times \mathcal{C}(z)$, having same cardinality as $\mathcal{C}(z)$, since all the elements of $\mathcal{C}_i(z)$ have the same first coordinate s_i .

Definition 38 (Scaffolding). *Let us fix the size L of the pyramid. A scaffolding is a collection of functions $(\delta_z)_{z \in \mathcal{S}_{3,L}}$, such that for each $z \in \mathcal{S}_{3,L}$, the function*

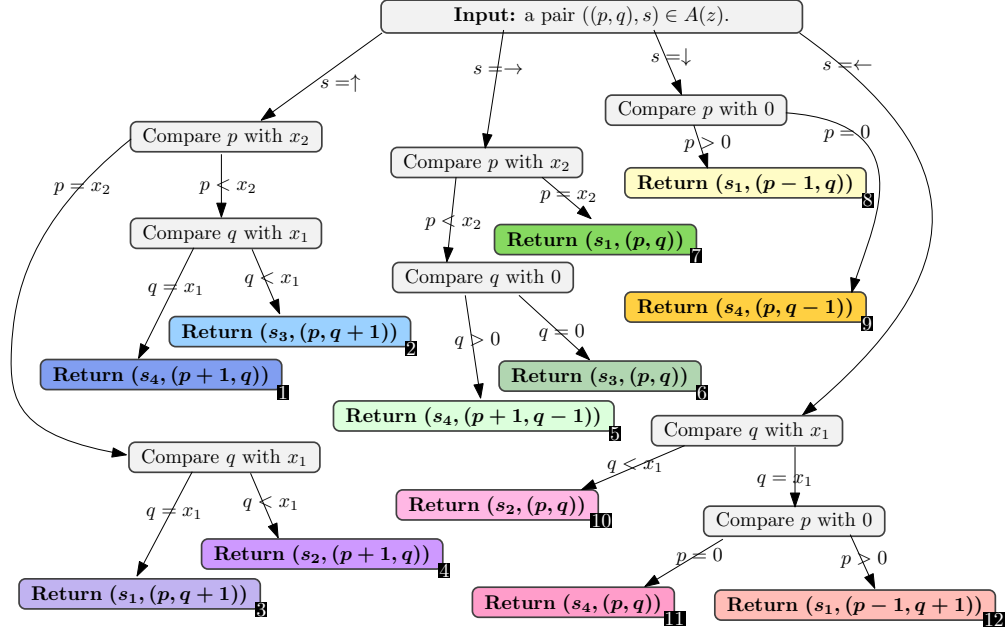
$$\delta_z : A(z) \rightarrow \mathcal{C}_1(z + s_1) \cup \mathcal{C}_2(z + s_2) \cup \mathcal{C}_3(z + s_3) \cup \mathcal{C}_4(z + s_4)$$

is a bijection and whenever $\delta_z(c, s) = (s_j, c_j)$, we have $h_z(c) + s = h_{z+s_j}(c_j)$.

Figure 23 shows an example of the sets $W(z)$ and $\mathcal{C}(z)$.

An explicit scaffolding δ_z is given in Figure 23. The proof of the bijectivity of δ_z is omitted (because of its tediousness — it is a case-by-case proof, similar to the one of Theorem 32), but some particular configuration is illustrated by Figure 24.

Given such a scaffolding, a bijection for each point $z_c \in \mathcal{S}_{3,L}$ from the set of waffle walks starting at a point in the set $W(z_c)$ to the set of pyramid walks starting at z_c is given by Algorithm 4.

FIGURE 23. A diagram defining the scaffolding δ_z .

ALGORITHM 4: Bijection from waffle paths to pyramid paths, given a scaffolding $(\delta_z)_{z \in \mathcal{S}_{3,L}}$ (for *scaffolding*, see Definition 38).

metadata: a scaffolding δ_z
input: A point $(p_c, q_c) \in \mathcal{C}(z_c)$, a waffle path w starting at $h_{z_c}(p_c, q_c)$
output: a pyramid path y starting at z_c .
 $n \leftarrow \text{length of } w$;
 $y \leftarrow \text{empty path}$;
 $z \leftarrow z_c$;
 $p \leftarrow p_c$;
 $q \leftarrow q_c$;
for i **from** 1 **to** n
 do $(\sigma, p, q) \leftarrow \delta_z(f, q, w[i])$;
 add σ **to** the end of y ;
 $z \leftarrow z + \sigma$;
return y ;

In the following corollary of Theorem 34, we enumerate pyramidal walks starting at \mathcal{O} using the relation $p_{n,0,0} = w_{n,0,0}$, which relates their enumeration to that of waffle walks. This partially answers another open question of Mortimer and Prellberg [15, Section 4.1].

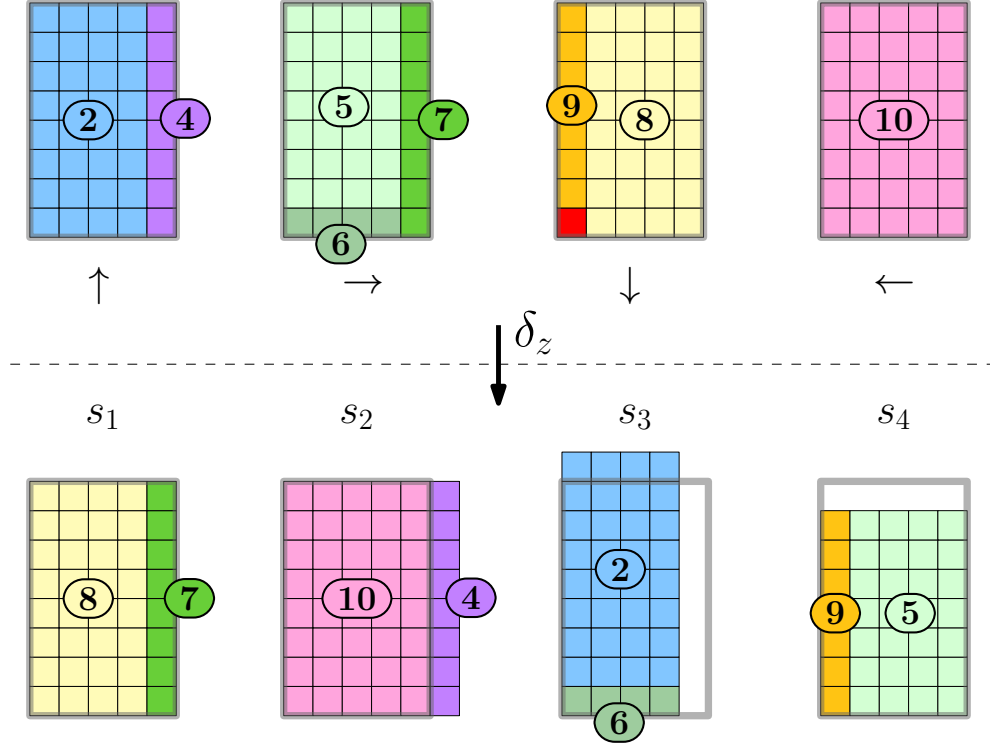


FIGURE 24. A geometric representation of δ_z for $x_1 = 8$, $x_2 = 4$, $x_3 = 6$ and $x_4 = 7$. The numbers of the colored zones match with cases of the diagram of Figure 23.

Corollary 39. *The generating function*

$$P(t) = \sum_{n=0}^{\infty} p_{n,0,0} t^n$$

for pyramid walks starting in a corner is given by

$$P(t) = \frac{1}{(L+4)^2} \sum_{\substack{1 \leq j < k \leq L+3 \\ 2 \nmid j, k}}^{L+4} \frac{(\alpha^k + \alpha^{-k} - \alpha^j - \alpha^{-j})^2 (2 + \alpha^j + \alpha^{-j})(2 + \alpha^{-k} + \alpha^k)}{1 - (\alpha^j + \alpha^{-j} + \alpha^k + \alpha^{-k})t},$$

where $\alpha = e^{\frac{i\pi}{L+4}}$.

Proof. To prove this, we relate walks confined to the waffle to unconstrained walks using the reflection principle [10], which is possible because the waffle W_L forms a Weyl chamber of some reflection group.

Let (x, y) be a point inside the waffle, let Ω be the set of unconstrained square lattice walks starting at (x, y) and let Ω' be the set of walks in the waffle starting at (x, y) . Let

ℓ_1 , ℓ_2 and ℓ_3 be the lines just outside the boundary of W_L , defined by $y = -1$, $y - x = -1$ and $x + y = L + 1$ respectively. We consider the involution $f : \Omega \setminus \Omega' \rightarrow \Omega \setminus \Omega'$ defined by reflecting the section of the walk after its first intersection with one of the lines ℓ_1 , ℓ_2 and ℓ_3 in that line.

Now, define

$$T_L := ((2L + 8)\mathbb{Z}) \times ((2L + 8)\mathbb{Z}) \cup (L + 4 + (2L + 8)\mathbb{Z}) \times (L + 4 + (2L + 8)\mathbb{Z})$$

$$A_L := T_L \cup ((-1, -3) + T_L) \cup ((-4, -2) + T_L) \cup ((-3, 1) + T_L)$$

$$B_L := ((-1, 1) + T_L) \cup ((0, -2) + T_L) \cup ((-3, -3) + T_L) \cup ((-4, 0) + T_L).$$

Then the involution f sends walks in $\Omega \setminus \Omega'$ ending at a point in A_L to walks ending at a point in B_L and vice-versa. The only walks in Ω' ending at a point in A_L (or B_L) are those ending at $(0, 0)$. Hence the number of waffle walks of a given length from (x, y) to $(0, 0)$ is equal to the number of (unconstrained) walks of the same length from (x, y) to a point in A_L minus the number of such walks from (x, y) to a point in B_L . By shifting the starting point, this is the number of walks from a point in $\{(x, y), (x + 1, y + 3), (x + 4, y + 2), (x + 3, y - 1)\}$ to a point in T_L minus the number of walks from a point in $\{(x + 1, y - 1), (x, y + 2), (x + 3, y + 3), (x + 4, y)\}$ to a point in T_L . These numbers can easily be computed using the generating function for unconstrained walks, and doing so yields the formula in the statement of the theorem. As an example, we show how to compute the generating function for walks from (x, y) to a point in T_L counted by length.

Let $F(t, a, b)$ be the generating function for walks starting at (x, y) with walks of length n ending at (x_1, y_1) contributing $a^{x_1}b^{y_1}t^n$. We want to sum the coefficients where the powers x_1 and y_1 of a and b are both multiples of $2L + 8$ or both $L + 4$ more than multiples of $2L + 8$. For those where both x_1 and y_1 are multiples of $2L + 8$, This is achieved by setting $\alpha = e^{\frac{i\pi}{L+4}}$, and writing the sum

$$\frac{1}{(2L + 8)^2} \sum_{1 \leq j, k \leq 2L+7} F(t, \alpha^j, \alpha^k),$$

as the contribution to this sum from a monomial $a^{x_1}b^{y_1}t^n$ is

$$t^n \left(\frac{1}{2L + 8} \sum_{1 \leq j \leq 2L+7} \alpha^{x_1 j} \right) \left(\frac{1}{2L + 8} \sum_{1 \leq k \leq 2L+7} \alpha^{y_1 k} \right),$$

which is 0 unless x_1 and y_1 are both multiples of $2L + 8$, in which case it is t^n . Similarly, the generating function for the cases where $x_1 - L - 4$ and $y_1 - L - 4$ are multiples of $2L + 8$ is

$$\frac{1}{(2L + 8)^2} \sum_{1 \leq j, k \leq 2L+7} (-1)^{j+k} F(t, \alpha^j, \alpha^k).$$

Similarly, one can write expressions for the generating function of walks from any given point to a point in T_L . Adding and subtracting these as appropriate yields the desired result. \square

6. Conclusion

To sum up, we have found several bijections between forward triangular walks and Motzkin path with bounded amplitude, answering thus Mortimer and Prellberg's open question [15].

There were some interesting consequences from this discovery. First, by looking for a bijection, we discovered an unexpected symmetry property between forward and backward paths (Theorem 6). Second, we refined Mortimer and Prellberg's results by considering triangular walks starting not only at the origin, but at any point in the triangle (Theorem 24). Finally, by mimicking the proof of the first sections, we managed to extend some of our results to larger dimensions. In particular, we discovered a new bijective correspondence in dimension 3 (Theorem 34), enabling in the process to find an expression for the generating function of pyramid walks (Corollary 39), which was also an open question in Mortimer and Prellberg's paper.

However, we still do not know if there exists a bijection between triangular walks in dimension $d \geq 4$ and some class of walks in dimension $d - 1$. It seems like our two- and three-dimensional argument (more precisely, the one in the proofs of Proposition 17 and Theorem 34) does not work anymore. We leave the question of Mortimer and Prellberg about the enumeration of triangular walks in higher dimension as an open question.

There is another conjecture from a different paper that may relate to this current work: the three authors of [3] conjecture that there exists a length-preserving involution on double-tandem walks that exchanges $x_{start} - x_{min}$ and $y_{end} - y_{min}$, while preserving $y_{start} - y_{min}$ and $x_{end} - x_{min}$ (point (x_{start}, y_{start}) denotes the starting point, and x_{min} and y_{min} are respectively the minimal x- and y-coordinates during the walk). It may be interesting to see if techniques of Section 2 facilitate the discovery of this involution.

Finally, this paper shows two examples of bijections where there is a trade-off between domain and endpoint constraints:

- The one between triangular paths and Motzkin paths transform two-dimensional walks with no constraint on the endpoint into one-dimensional walks which must finish at the origin;
- the one between pyramid paths and waffle walks transform three-dimensional walks with no constraint on the endpoint into two-dimensional walks which must end on one of the axis.

This is somehow reminiscent of [6, 5]. We wonder whether there are some other examples of this phenomenon, or even a generic framework for such bijections.

References

- [1] Jérémie Bettinelli, Éric Fusy, Cécile Mailler, and Lucas Randazzo. A bijective study of basketball walks. *Séminaire Lotharingien de Combinatoire*, 77:B77a, 2016.

- [2] Mireille Bousquet-Mélou and Marni Mishna. Walks with small steps in the quarter plane. In *Algorithmic probability and combinatorics*, volume 520 of *Contemp. Math.*, pages 1–39. Amer. Math. Soc., Providence, RI, 2010.
- [3] Mireille Bousquet-Mélou, Éric Fusy, and Kilian Raschel. Plane bipolar orientations and quadrant walks, 2019.
- [4] Frédéric Chyzak and Karen Yeats. Bijections between Łukasiewicz walks and generalized tandem walks. *The Electronic Journal of Combinatorics*, 27(2), April 2020. Article number P2.3. 46 pages. Implementation available at <https://arxiv.org/abs/1810.04117>.
- [5] Julien Courtiel, Eric Fusy, Mathias Lepoutre, and Marni Mishna. Bijections for weyl chamber walks ending on an axis, using arc diagrams and schnyder woods. *European Journal of Combinatorics*, 69:126–142, 2018.
- [6] Sergi Elizalde. Bijections for pairs of non-crossing lattice paths and walks in the plane. *European J. Combin.*, 49:25–41, 2015.
- [7] Sen-Peng Eu. Skew-standard tableaux with three rows. *Advances in Applied Mathematics*, 45(4):463 – 469, 2010.
- [8] Sen-Peng Eu, Tung-Shan Fu, Justin T. Hou, and Te-Wei Hsu. Standard young tableaux and colored motzkin paths. *Journal of Combinatorial Theory, Series A*, 120(7):1786 – 1803, 2013.
- [9] Guy Fayolle, Roudolf Iasnogorodski, and Vadim Malyshev. *Random Walks in the Quarter Plane: Algebraic Methods, Boundary Value Problems, Applications to Queueing Systems and Analytic Combinatorics*. Springer Publishing Company, Incorporated, 2nd edition, 2017.
- [10] Ira M Gessel and Doron Zeilberger. Random walk in a weyl chamber. *Proceedings of the American Mathematical Society*, 115(1):27–31, 1992.
- [11] Dominique Gouyou-Beauchamps. Standard young tableaux of height 4 and 5. *European Journal of Combinatorics*, 10(1):69 – 82, 1989.
- [12] Katherine Humphreys. A history and a survey of lattice path enumeration. *Journal of Statistical Planning and Inference*, 140(8):2237 – 2254, 2010. Lattice Path Combinatorics and Applications.
- [13] Marni Mishna. *On Standard Young Tableaux of Bounded Height*, pages 281–303. Springer International Publishing, Cham, 2019.
- [14] Gopal Mohanty. *Lattice Path Counting and Applications*. Probability and Mathematical Statistics: A Series of Monographs and Textbooks. Academic Press, 1979.
- [15] Paul R.G. Mortimer and Thomas Prellberg. On the number of walks in a triangular domain. *The Electronic Journal of Combinatorics*, Volume 22, Issue 1(P1.64), 2015.
- [16] Amitai Regev. Asymptotic values for degrees associated with strips of young diagrams. *Advances in Mathematics*, 41(2):115 – 136, 1981.
- [17] Karen Yeats. A bijection between certain quarter plane walks and motzkin paths, 2014.
- [18] Alfred Young. On Quantitative Substitutional Analysis. *Proceedings of the London Mathematical Society*, s1-33(1):97–145, 11 1900.