



HAL
open science

PHYSICAL AGING OF EMULSIONS CONTAINING COATED TIO₂-NANOPARTICLES: INTERACTION BETWEEN NANOPARTICLES AND OTHER INGREDIENTS

Laura Roweczyk, Celine Picard, Cécile Duclairoir-Poc, Nicolas Hucher, Marc Feuilleley, Michel Grisel

► **To cite this version:**

Laura Roweczyk, Celine Picard, Cécile Duclairoir-Poc, Nicolas Hucher, Marc Feuilleley, et al.. PHYSICAL AGING OF EMULSIONS CONTAINING COATED TIO₂-NANOPARTICLES: INTERACTION BETWEEN NANOPARTICLES AND OTHER INGREDIENTS. FORMULA VIII, Jul 2016, Barcelona, Spain. hal-02468342

HAL Id: hal-02468342

<https://normandie-univ.hal.science/hal-02468342v1>

Submitted on 5 Feb 2020

HAL is a multi-disciplinary open access archive for the deposit and dissemination of scientific research documents, whether they are published or not. The documents may come from teaching and research institutions in France or abroad, or from public or private research centers.

L'archive ouverte pluridisciplinaire **HAL**, est destinée au dépôt et à la diffusion de documents scientifiques de niveau recherche, publiés ou non, émanant des établissements d'enseignement et de recherche français ou étrangers, des laboratoires publics ou privés.

PHYSICAL AGING OF EMULSIONS CONTAINING COATED TiO₂ NANOPARTICLES: INTERACTION BETWEEN NANOPARTICLES AND OTHER INGREDIENTS

Rowenczyk L.^{1,2}, Picard C.¹, Duclairoir-Poc C.², Hucher N.¹, Feuilloley M.², and Grisel M.¹



1. Normandie Univ, ULH, CNRS, URCOM, 76600 Le Havre, France.
2. Laboratoire de Microbiologie Signaux et Microenvironnement EA 4312, Université de Rouen, 55 rue saint Germain 27000 Evreux, France.



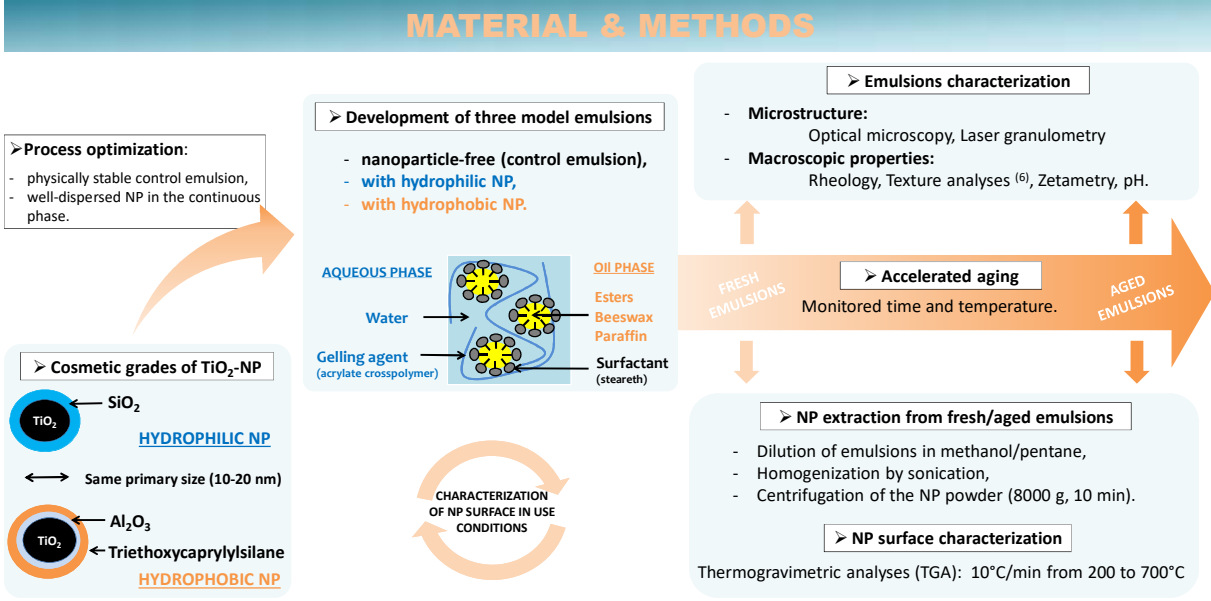
INTRODUCTION

Titanium dioxide (TiO₂) nanoparticles (NP) are commonly used in cosmetics as UV filters ^{(1) (2)}.

For cosmetic grades, coatings are applied to prevent TiO₂ radical oxidation / contact with ingredients ^{(3) (4)}. These coatings procure to the NP their surface properties (polarity, charge) and impose their behavior in emulsion.

During formulation and storage, cosmetic emulsions are exposed to aggressions which can induce and/or aging. NP in emulsion may aggregate, adsorb formula's compounds or be deteriorated ⁽⁵⁾.

The surface modifications of the NP are here studied as they could explain the (de)stabilisation mechanisms in emulsion.



RESULTS & DISCUSSION

FRESH EMULSIONS CHARACTERIZATION

- Similar microstructures:
 - Homogeneous
 - Fine droplets.
- But slight differences:
 - Less flocculated with hydrophilic NP emulsion,
 - Large aggregates with hydrophobic NP.

AGED EMULSIONS CHARACTERIZATION

- Emulsions not demixed.
- Different microstructures:
 - Control emulsion: few larger droplets,
 - Hydrophilic NP: enhanced stability,
 - Hydrophobic NP: larger aggregates (50 µm).
- Macroscopic properties:
 - Control remains unchanged,
 - Emulsion with hydrophilic NP: more consistent (NP/droplets network)
 - Emulsion hydrophobic NP: fall of consistency (demixion)

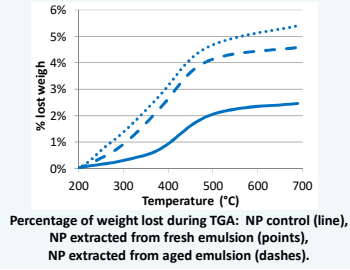
Table: Probe work (kg.s)

Emulsion Type	Probe work (kg.s)
Fresh emulsions - Control	0.17 ± 0.02
Fresh emulsions - With hydrophilic NP	0.19 ± 0.03
Fresh emulsions - With hydrophobic NP	0.19 ± 0.03
Aged emulsions - Control	0.24 ± 0.05
Aged emulsions - With hydrophilic NP	0.32 ± 0.00
Aged emulsions - With hydrophobic NP	0.08 ± 0.02

Figure: Volumetric repartitions of colloids

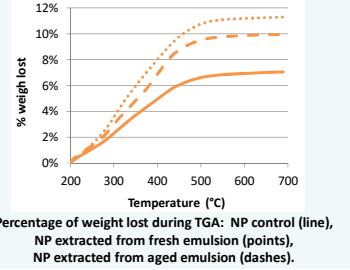
Figure: Micrographs of fresh/aged emulsions

EXTRACTED HYDROPHILIC NP FROM FRESH/AGED EMULSIONS



- Thermogravimetric analyses on NP:**
 - When extracted from fresh/aged emulsions, higher weight lost than the control.
 - No difference between NP extracted from fresh/aged emulsions.
- In both cases, evidencing of adsorption of emulsion compounds on the NP surface.**

EXTRACTED HYDROPHOBIC NP FROM FRESH/AGED EMULSIONS



CONCLUSION

In this work, two natures of coated TiO₂ NP were studied in cosmetic emulsions. This leads to innovative characterizations of particles in complex media. Whereas hydrophilic NP stabilize emulsion by steric hindrance, during aging, hydrophobic NP form large aggregates that make the emulsion less homogenous and alters the emulsion macroscopic properties (spreading quality,...).

Innovative protocols for NP extraction from the fresh/aged emulsions were developed. Characterizations by TGA proved that emulsion compounds quickly adsorbed the NP surface which modified the NP chemistry and properties. Hence, the observed mechanisms in emulsions are linked to the surface nature of the NP and moreover, these surface modifications have to be taken into account.

PERSPECTIVES

In order to clarify the role of NP surface modifications on the mechanisms in emulsion, the chemistry of the adsorbed molecules have to be explored by further methods for chemical analysis. Moreover, studying the impact of adsorbed species on the surface properties (polarity, charge) will allow understanding these complex phenomena.

(1) POPOV, A.; PRIEZHEV, A.; LADEMANN, J.; MYLLYLÄ, R. *Journal of Physics D: Applied Physics* 2005, 38, 2564-2570.
 (2) CHEN, L.; TOOLEY, J.; WANG, S. Q. *Nanotechnology in photoprotection*. Springer Sciences.
 (3) DUNFORD, R.; SALINARO, A.; CAI, L.; SERPONE, N.; HORIKOSHI, S.; HIDAKA, H.; KNOWLAND, J. *Chemical oxidation and DNA damage catalysed by inorganic sunscreen ingredients*. *FEBS Letters* 1997, 418, 87-90.
 (4) LABILLE, J.; FENG, J.; BOTTA, C.; BORSCHNECK, D.; SAMMUT, M.; CABIE, M.; AUFFRAN, M.; ROSE, J.; BOTTERO, J. Y. *Aging of TiO₂ nanocomposites used in sunscreen. Dispersion and fate of the degradation products in aqueous environment*. *Environmental Pollution* 2010, 146C, 3462-3469.
 (5) SROSSANO, M.; HUCHER, N.; PICARD, C.; COLLETA, D.; LE FOLL, F.; GRISEL, M. *Int. J. Pharm.* 2014, 461 (1-2), 89-96.
 (6) GILBERT, L.; SAVARY, G.; GRISEL, M.; PICARD, C. *Chemometrics and Intelligent Laboratory Systems* 2013, 124, 21-31.