



**HAL**  
open science

# Analysis of the Soot Particle Size Distribution in a Laminar Premixed Flame: A Hybrid Stochastic/Fixed-Sectional Approach

Alexandre Bouaniche, Jérôme Yon, Pascale Domingo, Luc Vervisch

► **To cite this version:**

Alexandre Bouaniche, Jérôme Yon, Pascale Domingo, Luc Vervisch. Analysis of the Soot Particle Size Distribution in a Laminar Premixed Flame: A Hybrid Stochastic/Fixed-Sectional Approach. *Flow, Turbulence and Combustion*, 2020, 104, pp.753-775. 10.1007/s10494-019-00103-2 . hal-02444666

**HAL Id: hal-02444666**

**<https://normandie-univ.hal.science/hal-02444666v1>**

Submitted on 4 Dec 2020

**HAL** is a multi-disciplinary open access archive for the deposit and dissemination of scientific research documents, whether they are published or not. The documents may come from teaching and research institutions in France or abroad, or from public or private research centers.

L'archive ouverte pluridisciplinaire **HAL**, est destinée au dépôt et à la diffusion de documents scientifiques de niveau recherche, publiés ou non, émanant des établissements d'enseignement et de recherche français ou étrangers, des laboratoires publics ou privés.

# Analysis of the soot particle size distribution in a laminar premixed flame: A hybrid stochastic/fixed-sectional approach

Alexandre Bouaniche · Jerome Yon ·  
Pascale Domingo · Luc Vervisch

Received: date / Accepted: date

**Abstract** The numerical simulation of the soot particle size distribution in flames is addressed by solving the balance equations for total number density and the probability density function (PDF) of particle sizes, leading to a hybrid stochastic/fixed-sectional method for solving soot population balance equation. Well established models are introduced in these equations for the chemistry of PAH in ethylene combustion, for particle nucleation, growth, agglomeration and oxidation. These closures are combined with a stochastic approach, which drives the evolution of a fixed number of computational particles used to solve for the particle size distribution with a control of agglomeration and numerical roundoff error through a fixed sectional discretisation. A laminar sooting flame is simulated to compare the results against measurements and previous numerical simulations, confirming the validity of the novel approach in terms of accuracy and CPU efficiency. The relation between the mobility diameter, measured in the experiments, and the equivalent sphere diameter, introduced in the modeling, is discussed under this novel numerical framework. The influence of the fractal particle shape on the simulated particle size distribution is explored. Finally, Particle Size Distributions obtained from the hybrid method are compared to the ones obtained with a representative fixed-sectional method.

**Keywords** Soot; Stochastic method; Sectional method; Probability density function; Particle size distribution; Shape modeling

## 1 Introduction

The prediction of soot particles emission motivates intense research, with direct application for human health and environment [8,22]. The development of

---

A. Bouaniche\* · J. Yon\* · P. Domingo\* · L. Vervisch\*

\*CORIA - CNRS, Normandie Université, INSA de Rouen Normandie, France.

E-mail: [vervisch@coria.fr](mailto:vervisch@coria.fr)

novel techniques of synthesis of nano-structured materials also benefits from these works [24]. In terms of numerical modeling, this is a very challenging field, in which complex hydrocarbon chemistry is combined with the description of a reacting solid phase. Usual flow transport phenomena need to be coupled with mechanisms of nucleation, growth, agglomeration and oxidation of solid particles, which are driven by the intricate coupling existing between particle dynamics, gaseous and surface chemistry.

Models based on mono-disperse assumption have been widely used for their relative simplicity. They are usually cast in two-equation approaches, solving for total number density of particles and soot volume or mass fraction [37]. More recently, advanced methods based on moments of the particle size distribution have been discussed in the literature with success [14, 34, 39, 50, 56, 60]. In some applications, the knowledge of the particle size distribution (PSD) is mandatory and this information cannot always be reconstructed accurately from only a few moments. Along these lines, sectional methods provide a direct access to detailed information on the PSD, through a discretisation of the range of particle sizes. These methods have been widely used in the field of soot modeling [2, 11]. Fixed-sectional methods featuring a fixed discretisation of particle size were introduced [15, 20]. Subsequently, significant effort was dedicated to reducing the impact of numerical diffusion linked to growth in the space of particle size. Different strategies were proposed like the use of higher order schemes [17, 36, 41] or moving/adaptive grids [30, 52].

Other approaches have been based on direct simulation Monte Carlo (DSMC) techniques, in which the physical population of gas particles is represented by a collection of computational particles. The particle dynamics (nucleation, growth, coagulation, flow transport) are represented at the level of these computational particles in a systematic way, allowing for the number of computational particles to increase or decrease according to soot evolution. DSMC was successfully applied to particle nucleation, agglomeration, and surface growth in [28, 32, 38] and applied to soot modeling in laboratory flames in [3]. Several techniques have been proposed to enhance Monte Carlo methods for predicting the Particle Size Distribution and lower associated computational cost. Constant number Monte Carlo [25, 33, 53], Event-Driven Constant-Volume Monte Carlo [59], majorants and binary trees [43] and stochastic weighted methods [7, 13, 18, 44].

Direct Monte Carlo methods are accurate, but still require quite large computing resources. Even though computational cost was reduced, it might not be in line with unsteady three-dimensional simulations of real combustion chambers.

An attempt is made in this work to tackle the problem through the soot size probability density function (PDF). This approach features a fixed number of numerical particles to build the PDF at the location  $(\underline{x}, t)$  and it is organised to facilitate its coupling with large eddy simulation (LES). This novel approach, combining stochastic Monte Carlo (numerical particles) and fixed-sectional methods, has been found to minimise the discretisation errors when solving the surface growth/loss term of the population balance equation

for reference canonical problems [6]. The solution method relies on a fixed number of stochastic particles and sections, with a numerical algorithm organised to minimise errors even for a moderate number of stochastic particles and sections. Setting a fixed number of stochastic particles per grid cell brings many advantages on the computing side, but also poses specific challenges to simulate nucleation and agglomeration. These points are discussed and the algorithm proposed is applied to the prediction of the soot size distribution in a one-dimensional freely propagating premixed flame, previously investigated both experimentally and numerically by Zhao *et al.* [58]. It is important to note that the focus of the present paper is not to discuss new physical models for soot particle nucleation, agglomeration or surface growth or loss. The main objective is to propose an efficient and accurate numerical scheme for solving the Population Balance Equation in the context of sooting flames. The performance of this method has been previously assessed against a series of analytical test cases in [6]. In the present work, the applicability of the hybrid method to sooting flames is demonstrated. It is first validated using the physical models for soot source terms as in the Monte Carlo simulation of [58]. Then, the presented hybrid method is shown to be more efficient than a reference fixed-sectional method. Finally, the influence of aggregate shape modelling on the Particle Size Distribution is studied.

## 2 The hybrid stochastic/fixed-sectional method for soot population balance equations

### 2.1 Statistical description

Let us define the particle size distribution (PSD)  $n(v; \underline{x}, t)$ , number of particles of characteristic size  $v$  (in terms of volume or mass), per unit of flow volume and per unit of characteristic size;  $N_i(\underline{x}, t)$ , the number of soot particles of characteristic size  $v_i$  per unit of flow volume and  $N_T(\underline{x}, t)$ , the total number of soot particles per unit of flow volume. These quantities are related according to

$$N_i(\underline{x}, t) = \int_{I_{v_i}} n(v; \underline{x}, t) dv, \quad (1)$$

$$N_T(\underline{x}, t) = \int_{v_o}^{\infty} n(v; \underline{x}, t) dv = \sum_{i=0}^{M-1} N_i(\underline{x}, t), \quad (2)$$

where the interval  $I_{v_i} \equiv [v_i^{inf}, v_i^{sup}]$  defines the  $i$ -th fixed-section of size, for  $i = 0, \dots, M-1$ , with  $M$  the number of fixed sections and  $v_0^{inf}$  is denoted  $v_o$  for brevity.

Let us consider  $N_T(\underline{x}, t)$ , the total number of particles per unit volume, and  $\bar{P}(v^*; \underline{x}, t)$ , the probability density function (PDF) of the particles characteristic size, where  $v^* \in [v_o, \infty]$  denotes the sample space variable associated to  $v$ , which is seen as a random variable. The motivation for using this PDF

is to be able to describe the surface growth or loss term as a linear term instead of directly solving for the Population Balance Equation, in which the growth/loss term appears in a strongly non-linear form.

The relation between  $n(v; \underline{x}, t)$ , the particle number density per unit size,  $N_i(\underline{x}, t)$ , the number density of particles whose size is in the section  $I_{v_i}$  ( $v \in I_{v_i}$ ) at the flow position ' $\underline{x}$ ' at time 't' (Eq. (1)), and  $\bar{P}(v^*; \underline{x}, t)$ , the PDF of the particles sizes reads:

$$\int_{I_{v_i}} n(v^*; \underline{x}, t) dv^* = N_i(\underline{x}, t) = N_T(\underline{x}, t) \int_{I_{v_i}} \bar{P}(v^*; \underline{x}, t) dv^* , \quad (3)$$

where

$$\int_{I_{v_i}} \bar{P}(v^*; \underline{x}, t) dv^* \quad (4)$$

is the probability to find particles of sizes  $v \in I_{v_i}$ . Because (3) should be valid whatever  $I_{v_i}$ , in particular in the limit where  $dv_i = v_i^{sup} - v_i^{inf}$  goes to zero:

$$n(v^*; \underline{x}, t) = N_T(\underline{x}, t) \bar{P}(v^*; \underline{x}, t) . \quad (5)$$

The function

$$\delta(v - v^*) = \lim_{dv \rightarrow 0} 1/dv \text{ if } v \in [v^* - dv/2, v^* + dv/2] \quad (6)$$

$$= 0 \text{ otherwise ,} \quad (7)$$

is introduced and  $\bar{P}(v^*; \underline{x}, t) = \overline{\delta(v(\underline{x}, t) - v^*)}$ , where  $\bar{\cdot}$  denotes a statistical average [9, 10, 26, 35].

The PDF  $\bar{P}(v^*; \underline{x}, t)$  of soot sizes is discretised over a set of  $N_P$  stochastic particles, each carrying information on the particle size, *i.e.*,  $v = v^k$  for  $k = 1, \dots, N_P$  and  $\bar{P}(v^*; \underline{x}, t) = (1/N_P) \sum_{k=1}^{N_P} \delta(v^k(\underline{x}, t) - v^*)$ . The representative size  $v^k$  of a stochastic particle can take any value between the considered size bounds  $[v_o, v_M]$ , whatever the fixed sectional mesh, and  $N_P$  the total number of stochastic particles is fixed. The mesh is divided into  $M$  sections, each section being defined by the interval  $I_{v_i}$  of length  $\Delta v_i = v_i^{sup} - v_i^{inf}$ .

Within the set of  $N_P$  particles, an integer number  $n_{P_i}(\underline{x}, t)$  of stochastic particles have sizes so that  $v^k \in I_{v_i} \equiv [v_i^{inf}, v_i^{sup}]$ . This number of stochastic particles relates to the PDF,

$$\int_{I_{v_i}} \bar{P}(v^*; \underline{x}, t) dv^* = \underbrace{\frac{n_{P_i}(\underline{x}, t)}{N_P}}_{\text{Stochastics}} = \frac{\overbrace{N_i(\underline{x}, t)}^{\text{Physical particles}}}{N_T(\underline{x}, t)} . \quad (8)$$

Therefore, simulating the evolution of  $n_{P_i}(\underline{x}, t)$  and  $N_T(\underline{x}, t)$  allows for fully characterising the Particle Size Distribution.

## 2.2 Balance equations

The population balance equation followed by  $n(v^*; \underline{x}, t)$  may be written in the limit of  $dv^* \rightarrow 0$  [6, 46, 47, 54],

$$\begin{aligned} \frac{\partial n(v^*; \underline{x}, t)}{\partial t} + \mathbf{u} \cdot \nabla n(v^*; \underline{x}, t) + \frac{\partial}{\partial v} [G(v^*)n(v^*; \underline{x}, t)] \\ = \dot{H}_o(\underline{x}, t)\delta(v_o - v^*) + \dot{A}_i(\underline{x}, t)\delta(v_i - v^*), \end{aligned} \quad (9)$$

where  $G$  is the soot growth/oxidation rate. The nucleation source per unit of flow volume  $\dot{H}_o(\underline{x}, t)$  and the Smoluchowski agglomeration source/sink for the  $i$ -th section  $\dot{A}_i(\underline{x}, t)$  are defined as follows from the nucleation  $\dot{h}(v; \underline{x}, t)$  and agglomeration  $\dot{a}(v; \underline{x}, t)$  sources per unit of flow volume and per unit of characteristic size:

$$\dot{H}_o(\underline{x}, t) = \int_{I_{v_o}} \dot{h}(v; \underline{x}, t) dv. \quad (10)$$

$$\dot{A}_i(\underline{x}, t) = \int_{I_{v_i}} \dot{a}(v; \underline{x}, t) dv, \quad (11)$$

with

$$\begin{aligned} \dot{a}(v; \underline{x}, t) \\ = \frac{1}{2} \int_0^v \beta(v - \bar{v}, \bar{v}) n(v - \bar{v}; \underline{x}, t) n(\bar{v}; \underline{x}, t) d\bar{v} - n(v; \underline{x}, t) \int_0^\infty \beta(v, \bar{v}) n(\bar{v}; \underline{x}, t) d\bar{v}, \end{aligned} \quad (12)$$

and  $A_T$  is the total sink due to agglomeration over all particles, thus the sum of  $A_i(\underline{x}, t)$  over all sections

$$\dot{A}_T(\underline{x}, t) = \int_{v_o}^\infty \dot{a}(v; \underline{x}, t) dv = \sum_{i=0}^{M-1} \dot{A}_i(\underline{x}, t). \quad (13)$$

The transport equation for the total number particle density  $N_T$  reads

$$\frac{\partial N_T(\underline{x}, t)}{\partial t} + \mathbf{u}(\underline{x}, t) \cdot \nabla N_T(\underline{x}, t) = \dot{H}_o(\underline{x}, t) + \dot{A}_T(\underline{x}, t), \quad (14)$$

Combining the relation (8) with (9) and (14) provides the balance equation for the PDF [6],

$$\begin{aligned} \frac{\partial \bar{P}(v^*; \underline{x}, t)}{\partial t} + \mathbf{u}(\underline{x}, t) \cdot \nabla \bar{P}(v^*; \underline{x}, t) &= - \overbrace{\frac{\partial}{\partial v^*} [G(v^*) \bar{P}(v^*; \underline{x}, t)]}^{(i)} \\ &+ \underbrace{\frac{\dot{H}_o(\underline{x}, t)}{N_T(\underline{x}, t)} (\delta(v_o - v^*) - \bar{P}(v^*; \underline{x}, t))}_{(ii)} \\ &+ \underbrace{\frac{1}{N_T(\underline{x}, t)} (\dot{A}_i(\underline{x}, t) \delta(v_i - v^*) - \dot{A}_T(\underline{x}, t) \bar{P}(v^*; \underline{x}, t))}_{(iii)}, \end{aligned} \quad (15)$$

with (i) the surface growth/loss term transporting the probability in size space. (ii) the nucleation rate which increases the probability to find particles at the smallest size considered and thereby decreases the probability density of other sizes and (iii) the agglomeration also redistributing the probability according to the agglomeration rates.

### 2.3 Stochastic/fixed-sectional algorithm

The stochastic particles are advanced in time following the PDF equation (15). Surface growth or loss is applied to get  $v^k(t^{n+\frac{1}{2}})$ ,

$$\frac{dv^k(t)}{dt} = G(v^k(t)), \quad k = 1, \dots, N_P. \quad (16)$$

The number density evolves to  $N_T(\underline{x}, t^{n+1})$  with

$$\frac{dN_T(t)}{dt} = \dot{H}_o(t) + \dot{A}_T(t). \quad (17)$$

The PDF equation (15) is also advanced in time with nucleation and agglomeration:

$$\begin{aligned} \bar{P}(v^*; t^{n+1}) &= \alpha_{H_o} \delta(v_o - v^*) + \alpha_{A_i} \delta(v - v^*) \\ &+ (1 - \alpha_{H_o} - \alpha_{A_T}) \bar{P}(v^*; t^{n+\frac{1}{2}}). \end{aligned} \quad (18)$$

From Eq. (15):

$$\alpha_{H_o} = \frac{\dot{H}_o(t^{n+\frac{1}{2}})}{N_T(t^{n+1})} \cdot \delta t, \quad (19)$$

$$\alpha_{A_i} = \frac{\dot{A}_i(t^{n+\frac{1}{2}})}{N_T(t^{n+1})} \cdot \delta t, \quad (20)$$

$$\alpha_{A_T} = \frac{\dot{A}_T(t^{n+\frac{1}{2}})}{N_T(t^{n+1})} \cdot \delta t. \quad (21)$$

Multiplying the PDF evolution by  $N_P \times \Delta v_i$  returns the variation of the number of stochastic particles per section (see Eq. (8)),

$$n_{P_i}(t^{n+1}) = n_{P_i}(t^{n+\frac{1}{2}}) + \Delta n_{P_i}(t^{n+\frac{1}{2}}), \quad (22)$$

$n_P$  is an integer and  $\Delta n_P$  a real number with

$$\begin{aligned} \Delta n_{P_o}(t^{n+\frac{1}{2}}) &= (\alpha_{H_o} + \alpha_{A_o}) N_P - (\alpha_{H_o} + \alpha_{A_T}) n_{P_o}(t^{n+\frac{1}{2}}) \\ &\quad + \alpha_{R_o} N_P, \end{aligned} \quad (23)$$

$$\begin{aligned} \Delta n_{P_i}(t^{n+\frac{1}{2}}) &= \alpha_{A_i} N_P - (\alpha_{H_o} + \alpha_{A_T}) n_{P_i}(t^{n+\frac{1}{2}}) \\ &\quad + \alpha_{R_i} N_P \text{ for } i \neq o. \end{aligned} \quad (24)$$

$\alpha_{R_i}$  represents the accumulation of the round-off error, vanishing for  $N_P \rightarrow \infty$ . The fractional part  $\{\Delta n_{P_i}(t^{n+\frac{1}{2}})\}$  is defined from the nearest integer  $\lfloor \Delta n_{P_i}(t^{n+\frac{1}{2}}) \rfloor$ ,

$$\{\Delta n_{P_i}(t^{n+\frac{1}{2}})\} = \Delta n_{P_i}(t^{n+\frac{1}{2}}) - \lfloor \Delta n_{P_i}(t^{n+\frac{1}{2}}) \rfloor. \quad (25)$$

The following Monte Carlo algorithm is applied:

- For  $\lfloor \Delta n_{P_i}(t^{n+\frac{1}{2}}) \rfloor < 0$ , a number  $-\lfloor \Delta n_{P_i}(t^{n+\frac{1}{2}}) \rfloor$  of stochastic particles is randomly chosen among the  $n_{P_i}(t^{n+\frac{1}{2}}) \in I_{v_i}$ .
- The selected particles from all  $I_{v_i}$  intervals ( $i = 0, \dots, M-1$ ) form an ensemble  $\mathcal{P}(t^{n+\frac{1}{2}})$  of particles whose characteristic size must change.
- For  $\lfloor \Delta n_{P_i}(t^{n+\frac{1}{2}}) \rfloor > 0$ , a number  $\lfloor \Delta n_{P_i}(t^{n+\frac{1}{2}}) \rfloor$  of particles are randomly taken from  $\mathcal{P}(t^{n+\frac{1}{2}})$  and allocated to  $I_{v_i}$  around the representative size  $v_i^*(t^{n+\frac{1}{2}})$ , defined to conserve mass, as discussed thereafter.

The residual decimal part  $\{\Delta n_{P_i}(t^{n+\frac{1}{2}})\}$  defines  $N_i^R(t^n)$ , a residual number density of physical particles in the section  $I_{v_i}$ , which is computed at time  $t^n$  according to (8),

$$N_i^R(t^n) = \frac{\{\Delta n_{P_i}(t^{n-\frac{1}{2}})\}}{N_P} N_T(t^n), \quad (26)$$

$\Delta n_{P_i}(t^{n-\frac{1}{2}})$  denotes  $\Delta n_P$  of the previous iteration in time. The growth/loss of the physical particles represented by this number density residual  $N_i^R(t^n)$  is solved separately between  $t^n$  and  $t^{n+\frac{1}{2}}$ . This is done with a sectional method based on the 3-point discretisation for particle growth/loss [41].  $\alpha_{R_i}$  is then obtained from

$$\alpha_{R_i} = \frac{N_i^R(t^{n+\frac{1}{2}})}{N_T(t^{n+1})}, \quad (27)$$

to compute  $\Delta n_{P_i}(t^{n+\frac{1}{2}})$  from Eqs. (23) and (24).

The agglomeration source  $\dot{A}_i(t)$  of Eq. (20) is computed from the method proposed in [29]. For any colliding particles of volume  $v$  in section  $i$  and  $\bar{v}$  in section  $j$ , the collision kernel  $\beta(v, \bar{v})$  is assumed fixed to  $\beta(v_i, v_j) = \beta_{i,j}$ . Particles formed by agglomeration are distributed in the sections so that the zeroth and first moments (number and mass) of the PSD are conserved. This



method is computationally efficient by evaluating the double integrals of the collision kernel at the aggregated level of  $M$  sections. This results in a  $M \times M$  calculation for the agglomeration source terms in equation (28). It is to be noted that if every stochastic particles pairs were considered this would result in a more expensive  $N_P \times N_P$  calculation. Methods as majorants and binary trees [43] have been developed for Monte Carlo methods to avoid the cost of a full  $N_P \times N_P$  calculation. Our strategy in the proposed method is different as we calculate the agglomeration source terms just as in a sectional method [29]. The agglomeration source used in (20) reads

$$\begin{aligned} \dot{A}_i(t) = & \sum_{\substack{k \leq j \leq i \\ j, k \\ v_{i-1} \leq v_j + v_k \leq v_{i+1}}} \left( 1 - \frac{\delta_{j,k}}{2} \right) \eta \beta_{j,k} N_j(t) N_k(t) \\ & - N_i(t) \sum_{k=0}^{M-1} \beta_{i,k} N_k(t), \end{aligned} \quad (28)$$

with

$$\eta = \begin{cases} \frac{v_{i+1}^* - (v_j^* + v_k^*)}{v_{i+1}^* - v_i^*} & \text{if } v_i^* \leq v_j^* + v_k^* \leq v_{i+1}^*, \\ \frac{v_{i-1}^* - (v_j^* + v_k^*)}{v_{i-1}^* - v_i^*} & \text{if } v_{i-1}^* \leq v_j^* + v_k^* \leq v_i^*, \end{cases} \quad (29)$$

The characteristic volume  $v_i^*$  must be representative of the average mass contained in the  $i$ -th section.  $v_i^*$  is computed from the volumes of the stochastic particles contained in both the section and the residual terms resulting from the roundoff,

$$v_i^*(t^{n+\frac{1}{2}}) = \frac{(N_T(t^n)/N_P) \sum_{k=1}^{n_{P_i}(t)} v_i^k(t^{n+\frac{1}{2}}) + N_i^R(t^{n+\frac{1}{2}}) v_i^*(t^n)}{(N_T(t^n)/N_P) n_{P_i}(t^{n+\frac{1}{2}}) + N_i^R(t^{n+\frac{1}{2}})}, \quad (30)$$

where  $v_i^k = v^k$  if  $v^k \in I_{v_i}$  and  $v_i^k = 0$  otherwise,  $n_{P_i}(t^{n+\frac{1}{2}})$  is the number of stochastic particles in the  $i$ -th section (Eq. (8)) and  $N_i^R(t^{n+\frac{1}{2}})$  is the residual number density of the particles in the section after applying surface gross or loss.  $v_i^*$  needs to be updated again after reallocation of the particles due to agglomeration, to provide  $v_i^*(t^{n+1})$  from (30) with  $N_T(t^{n+1})$ ,  $v_i^k(t^{n+1})$ ,  $N_i^R(t^{n+1})$ ,  $v_i^*(t^{n+\frac{1}{2}})$ ,  $n_{P_i}(t^{n+1})$ .

Once the agglomeration source is known from Eq. (28), in the sections for which  $[\Delta n_{P_i}(t^{n+\frac{1}{2}})] > 0$ , the stochastic particles to be reassigned are chosen according to the Monte Carlo procedure discussed above. In practice, this is done in two steps. First, the  $[\Delta n_{P_i}(t^{n+\frac{1}{2}})]$  particles are allocated randomly within the section at sizes  $v^k(t^{n+\frac{3}{4}})$ , which are samples of a random variable  $v$  following a target piecewise linear distribution [21] defined by the probability density function,

$$p(v | v_i^{inf}, v_i^{sup}, w_i, w_{i+1}) = 2 \frac{w_i(v_i^{sup} - v) + w_{i+1}(v - v_i^{inf})}{(w_i + w_{i+1}) \Delta v_i^2}. \quad (31)$$

In this distribution, the weights,  $w_i$ , are calculated from the variations of the number densities at  $v_i^*$ ,

$$w_i = \Delta n(v_{i-1}^*; t^{n+\frac{1}{2}}) + \frac{\Delta n(v_i^*; t^{n+\frac{1}{2}}) - \Delta n(v_{i-1}^*; t^{n+\frac{1}{2}})}{v_i^* - v_{i-1}^*} (v_i^{inf} - v_{i-1}^*),$$

$$w_{i+1} = \Delta n(v_i^*; t^{n+\frac{1}{2}}) + \frac{\Delta n(v_{i+1}^*; t^{n+\frac{1}{2}}) - \Delta n(v_i^*; t^{n+\frac{1}{2}})}{v_{i+1}^* - v_i^*} (v_i^{sup} - v_i^*),$$

with  $\Delta n_i(t) = \Delta n_{P_i}(t) N_T(t) / (N_P \Delta v_i)$  (Eq. (8)). In the process of applying the sources to the PDF evolution, such random piecewise linear distribution secures a continuous distribution of the stochastic particles. However, it does not guarantee strict volume/mass conservation by itself. This is achieved in a second step by calculating a corrective factor  $K_i$

$$K_i = \frac{v_i^*(t^{n+\frac{1}{2}})}{(1/n_{P_i}(t^{n+\frac{3}{4}})) \sum_{k=1}^{n_{P_i}(t^{n+1})} v_i^k(t^{n+\frac{3}{4}})}, \quad (32)$$

then,

$$v_i^k(t^{n+1}) = K_i v_i^k(t^{n+\frac{3}{4}}), \quad (33)$$

and mass is conserved through the reallocation process.

Nucleation size is set as the lower boundary of the smallest size section  $v_o$ . As the numerical steps corresponding to nucleation/agglomeration and growth are sequential in the present model, it is necessary to account for a dispersion of effective nucleation sizes due to particle growth during the nucleation/agglomeration time step. For  $\lfloor \Delta n_{P_o}(t^{n+\frac{1}{2}}) \rfloor > 0$ , the  $\lfloor \Delta n_{P_o}(t^{n+\frac{1}{2}}) \rfloor$  particles are therefore allocated randomly following a target uniform distribution between  $v_o$  and  $v_o + G(v_o)\delta t$ .

A systematic analysis of this hybrid stochastic/fixed-sectional method for solving the population balance equation, along with comparisons against analytical solutions of canonical PSD evolutions may be found in [6].

### 3 Modeling of nucleation, growth and agglomeration source terms

Each stochastic particle is associated with a volume  $v^k$ . Soot particles are considered spherical (usual assumption in the range of sizes studied [2, 58]), except for the results presented in section 5.

Well established nucleation modeling by the collision of two pyrene ( $C_{16}H_{10}$ ) is used [1],

$$\dot{H}(\underline{x}, t) = 0.5\beta_{py} N_{py}^2, \quad (34)$$

with

$$N_{py} = [C_{16}H_{10}] \mathcal{N}_A, \quad (35)$$

the volume number of pyrene molecules,  $\mathcal{N}_A$  is the Avogadro constant.

The surface growth rate  $G$  is controlled by (i) condensation of pyrene molecules on soot particles ( $G_{Cond}$ ), (ii)  $C_2H_2$  (acetylene) addition by the

HACA mechanism and surface oxidation by  $O_2$  and  $OH$  ( $G_{\text{HACA,Oxi}}$ ) [1].  $G(v^k; \underline{x}, t) = G_{\text{Cond}}(v^k; \underline{x}, t) + G_{\text{HACA,Oxi}}(v^k; \underline{x}, t)$  is applied to each particle  $v^k$  through equation (16). The condensation source term is:

$$G_{\text{Cond}}(v^k; \underline{x}, t) = m_{\text{py}} \dot{H}_{\text{Cond}}(v^k; \underline{x}, t) / N_i(\underline{x}, t), \quad (36)$$

(for  $v^k \in I_{v_i}$ ), with  $m_{\text{py}}$  the mass of one pyrene molecule and

$$\dot{H}_{\text{Cond}}(v^k; \underline{x}, t) = \beta_{v^k, \text{py}} N_i(\underline{x}, t) N_{\text{py}}. \quad (37)$$

The surface reaction source term is

$$G_{\text{HACA,Oxi}}(v^k; \underline{x}, t) = (\dot{\omega}_{\text{C}_2\text{H}_2} + \dot{\omega}_{\text{O}_2} + \dot{\omega}_{\text{OH}}) / N_i(\underline{x}, t), \quad (38)$$

with the chemical sources,

$$\dot{\omega}_{\text{C}_2\text{H}_2} = 2W_C k_{\text{C}_2\text{H}_2} [R_{v^k}] [\text{C}_2\text{H}_2], \quad (39)$$

$$\dot{\omega}_{\text{O}_2} = -2W_C k_{\text{O}_2} [R_{v^k}] [\text{O}_2], \quad (40)$$

$$\dot{\omega}_{\text{OH}} = -W_C k_{\text{OH}} [S_{v^k}] [\text{OH}], \quad (41)$$

where  $W_C$  is the molar mass of Carbon, and  $k_{\text{C}_2\text{H}_2}$ ,  $k_{\text{O}_2}$ ,  $k_{\text{OH}}$  are calculated using the kinetic parameters given in [1].  $[S_{v^k}]$  and  $[R_{v^k}]$ , are obtained as in [1, 2] through

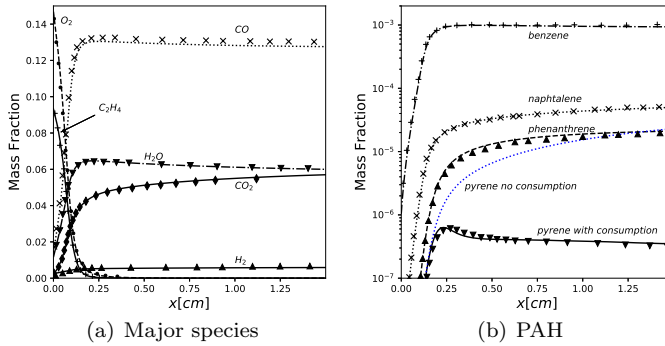
$$[S_{v^k}] + [R_{v^k}] = s^k \chi \alpha_{\text{HACA}} N_i(\underline{x}, t) / \mathcal{N}_A, \quad (42)$$

$s^k$  is the particle surface and  $\chi$  is the number of sites per unit surface of soot.  $[S_{v^k}]$  is representative of stable sites at soot particles surface and  $[R_{v^k}]$  of radical sites.  $[R_{v^k}]$  is calculated assuming that radical sites are in quasi-steady state.  $\alpha_{\text{HACA}}(v^k)$  is adapted from [1], calculating its value for each stochastic particle instead of using the first size moment to calculate a unique value of  $\alpha_{\text{HACA}}$ . In practice

$$\alpha_{\text{HACA}}(v^k) = \tanh \left( \frac{a}{\log(\rho_{\text{soot}} \times v^k / (W_C / \mathcal{N}_A)) + b} \right), \quad (43)$$

where  $a = 12.65 - 0.00563T$  and  $b = -1.38 + 0.00068T$ . This dependence of  $\alpha_{\text{HACA}}(v^k)$  on particle size expresses the fact that mature particles feature a lower proportion of active sites per unit of surface.

Agglomeration is described by the standard Smoluchowski equation. The collision rates entering the Smoluchowski equation expressing  $\dot{A}_i(\underline{x}, t)$ , are calculated depending on the Knudsen number as in [5, 23], with  $\beta_{v_i, v_j}^{f, m}$  in the free molecular regime and  $\beta_{v_i, v_j}^{cont}$  in the continuum regime. The harmonic mean of the asymptotic values is taken in the transition regime  $\beta_{v_i, v_j}^{f, m} \beta_{v_i, v_j}^{cont} / (\beta_{v_i, v_j}^{f, m} + \beta_{v_i, v_j}^{cont})$ . Collision frequencies are calculated in the same manner for collisions between pyrene molecules (nucleation) or between pyrene molecules and soot particles (condensation). The Smoluchowski equation is discretised as in [2, 11] to account for the source term  $\dot{A}_i(\underline{x}, t)$  in each  $I_{v_i}$  interval (or section).



**Fig. 1** Species mass fractions. Lines: present simulation. Symbols: reference [58].

## 4 Simulation of a one-dimensional freely propagating laminar premixed flame

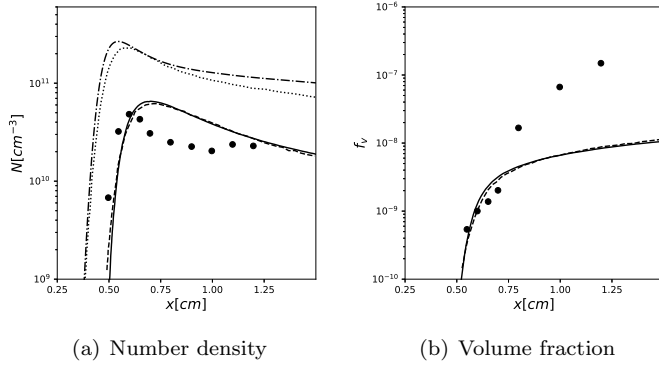
### 4.1 Flow configuration and model parameters

A one-dimensional fuel-rich ( $\phi = 2.07$ ) laminar premixed ethylene-argon-oxygen flame [58] is simulated at ambient pressure. The velocity, temperature and mole fractions in the fresh gases are 8.26 cm/s, 300 K,  $X_{C_2H_4} = 0.133$ ,  $X_{O_2} = 0.193$  and  $X_{Ar} = 0.674$ , respectively. Soot particles whose mobility diameter is superior to 3 nm were detected through SMPS, to provide PSD at several heights above burner. Both measurements and simulations reported in [58] will serve as reference to evaluate the proposed soot modeling.

The gaseous one-dimensional flame is first computed with complex molecular transport and the detailed chemical scheme by Appel et al. [1] (101 species and 544 elementary reactions) using CANTERA [16]. To limit potential compensation of errors between heat transfer and chemistry, as in previous works [58], the measured temperature profile is imposed.

The gas phase species mass fractions (Figures 1(a) and 1(b)) agree with previous calculations, in which soot chemistry was fully coupled. In our case, only pyrene consumption is considered when solving Eqs. (14)-(15) for soot, without much impact on most influential species. As in [3, 58], soot dynamics are simulated in a moving reference frame, following the fluid particles from fresh to burnt gases. For the sake of comparison, as in [58], a shift by +0.25 cm of the computational distance above the burner is added, to account for the probe cooling effect.

To compare against experiments, soot number density is expressed as  $n(d) = dN(\log(d))/d\log(d)$  and total number density reads  $N = \int_{d_o}^{\infty} n(d)d\log(d)$  with  $d$  being the particle diameter in nm and  $d_o$  the lowest soot particle diameter considered. The particle characteristic size is defined from its volume or mass as one can be directly deduced from the other through  $m^k = \rho_{soot} \times v^k$ .



**Fig. 2** Soot number density and volume fraction *vs* height above burner. Symbols: experiments. (a) and (b) (diameters larger than 3 nm) Solid line: present simulation. Dashed line: reference simulation [58]. (a) (for all diameters) Dash-dot line: present simulation. Dotted line: reference [58].

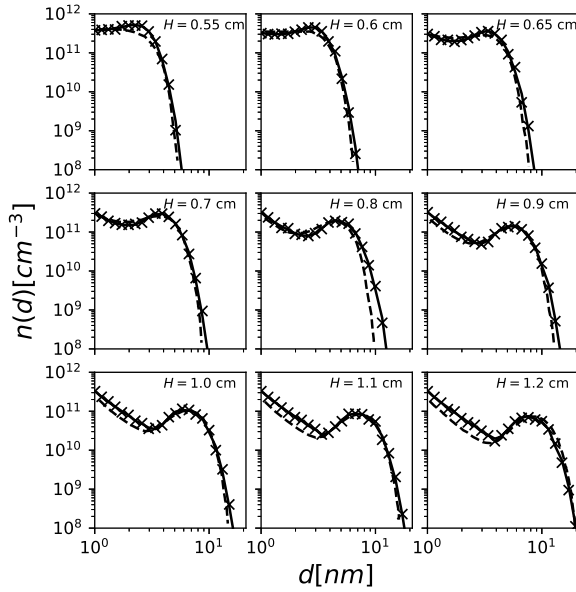
Particle volume freely evolves according to Eq. (16) during growth and oxidation. According to the algorithm discussed above, for nucleation and agglomeration, intervals of sizes  $I_{v_i}$  must be defined. The nucleation mass  $m_o = 2m_{py}$ , corresponds to the mass of nascent soot particles from the collision of two pyrene molecules. The left boundary of  $I_{v_o}$  is  $v_o = m_o \times \rho_{soot}$ . This corresponds to a diameter of 0.88 nm. A geometric grid is used, following:

$$v_i^{inf} = v_o F_s^i, \quad (44)$$

Here the value of  $F_s = 1.5$  is used. The upper diameter of the grid is 51 nm. Another size range and other values of  $F_s$  are also tested in section 6. The stochastic particles are initialised at the lowest section and  $N_T(t = 0) = 1.0 \text{ cm}^{-3}$ . This initial distribution is only necessary to start the calculation but it is largely negligible as compared to  $N_T$  levels reached during the calculation (see Figure 2(a)). This approach has been validated elsewhere against analytical test cases featuring simultaneous nucleation and growth [6].

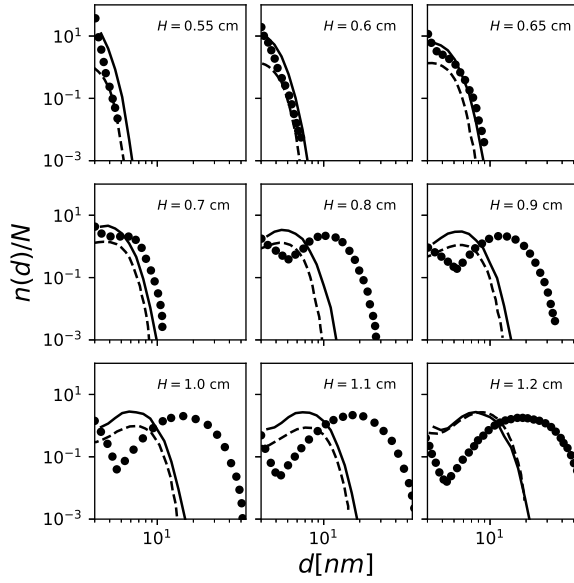
## 4.2 Results

Figure 2(a) shows that the simulation approximates well  $N_T$ , the total number density. The satisfactory prediction of pyrene mass fraction, aside from a small over-prediction for  $H > 1$  cm (Fig. 1(b)), brings confidence on the calculation of the nucleation term. Therefore, observing good results on total number density suggests that agglomeration is well resolved. The over-prediction of  $N_T$  against the reference calculation [58] postprocessing all diameters seen for higher values of  $H$ , the distance to the burner, may be explained by the stronger nucleation induced by the small over-prediction of pyrene.



**Fig. 3** Particle Size Distribution for several heights above the burner. Solid line: present simulation with 10000 stochastic particles. Cross: 1000 stochastic particles. Dashed line: reference simulation [58].

Soot volume fraction also agrees with the previously published simulations (Fig. 2(b)). This was expected as the same physical models for the nucleation, agglomeration and surface growth source terms were used. However, compared to measurements, soot volume fraction is significantly underestimated in both simulations above  $H = 0.75$  cm, which may indicate an underestimation of surface growth. A possible cause of surface growth underestimation could be the soot formation and growth models. Another possible cause could be the models used for aggregate geometry through the calculated collision diameters and reactive surface. In the present paper, new source terms models are out of scope. Only the  $\alpha$  parameter is varied and the influence of aggregate shape modelling on the Particle Size Distribution is looked at (section 5). Indeed, it is not obvious that soot particles can be modelled as perfect spheres in premixed ethylene flames as reported in [51]. Figure 3 shows PSD and confirms the capability of the model to capture the soot size distribution. A unique nucleation mode is seen in both reference and present simulation for the lower streamwise position  $H$ . The transition to the bimodal distribution, with an additional accumulation mode, takes place approximately at the same height above burner. Finally, at  $H = 1.2$  cm both PSD feature similar shapes. The present calculation shows higher number densities for small particles, which is in line with the previous observation that nucleation and total number density are slightly enhanced in the current simulation for higher values of  $H$ .



**Fig. 4** Normalized Particle Size Distribution for several heights above the burner. Solid line: present simulation. Dashed line: reference simulation [58]. Symbols: experiments.

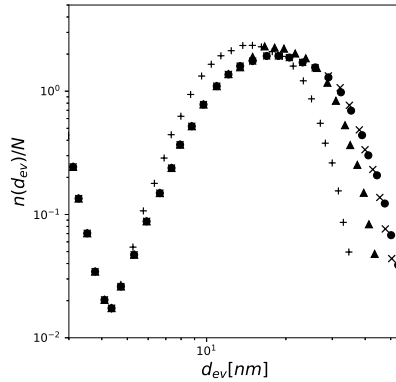
In this first attempt, the numerical noise was minimized by performing the simulation with a set of  $N_P = 10000$  stochastic particles. The crosses in Fig. 3 show results obtained with  $N_P = 1000$ , without much differences. As further assessed in section 6, the moderate CPU cost of the proposed method allows to envision the use of the hybrid strategy in LES within either Eulerian or Lagrangian context for transporting the stochastic particles, defining  $N_P$ , the total number of stochastic particles, from those present within a mesh cell [19].

Figure 4 presents PSD with number densities normalized by total number density. The computations (current and reference one) predict the right trend of the evolution, from a pure nucleation mode toward a bimodal distribution. The localization of the number density dip between both modes at about 4 nm compares well to experiment. Nevertheless, both computations fail to reproduce the number densities in the accumulation mode. Measured diameters are significantly larger than simulated ones, which goes with the underestimation of soot volume fraction in both simulations.

As discussed in [58], this underestimation could result from the disturbance by the probe, responsible of flow stagnation in front of the sampling orifice, increasing particles residence time and therefore their sizes. A second candidate for this difference is the mobility diameters measured by SMPS, which might not be directly comparable to diameters simulated assuming perfect spheres and constant density of the solid. A point which is now further examined.

## 5 Parametric analysis of aggregate shape modeling

The influence of particle shape modeling on computed PSD and on integral values, as soot volume fraction, is now explored. The measured mobility diameters, which were directly used for comparison in Fig. 4, are converted into equivalent sphere diameters assuming specific fractal shapes, thus enabling more meaningful comparisons between experiment and simulations. Then, the agglomeration modeling is improved with a particle shape based on the fractal law, to better estimate, in additional simulations, the collision diameters in the calculation of the  $\beta_{v_i, v_j}$ , the frequency of collision of the particles and the aggregate surfaces.



**Fig. 5** Normalized Number Density at  $H = 1.2$  cm *vs* the sphere equivalent diameter  $d_{ev}$ . Circles:  $d_m$  measured mobility diameters. Crosses:  $d_{ev}$  with  $d_p = 30$  nm. Triangles:  $d_{ev}$  with  $d_p = 15$  nm. Plus symbols:  $d_{ev}$  with  $d_p = 5$  nm.

Using the semi-empirical closure for the effective density measurements of the fractal aggregates proposed by Yon et al. [57], an equivalent sphere diameters  $d_{ev}$  can be inferred from  $d_m$ , the measured mobility diameters. The calculation is made under the pressure and temperature conditions of the experiment, with a primary particle density  $\rho_{soot} = 1800 \text{ kg.m}^{-3}$  and a fractal dimension  $D_f = 1.73$ , i.e. corresponding to the soot properties determined in the conversion model used in the present paper (Table 1 of [57] for 'CAST' aggregates). Consequently, the corresponding parameters have been determined in a propane diffusion flame. Nevertheless, the proposed range is in agreement with most of the values reported in the literature. Furthermore, by keeping in mind the large experimental uncertainties related to the determination of these parameters, there is, up to now, no evidences of a possible variability of these parameters to the fuel and the nature of the flame. For example, the authors of [51] measured  $D_f$  ranging from 1.2 to 1.8 in a series of premixed ethylene flames. Similar values have been used for simulating ethylene premixed flames, for example in [49] the authors used a constant value of  $D_f = 1.8$ . Concern-



ing the density of the primary particles,  $\rho_{soot} = 1800 \text{ kg.m}^{-3}$  is the most encountered value related to black carbon and mature soot. The existence of a strong dependence of this parameter to the content of organic carbon has been recently shown [40]. This reference reports a density up to  $1834 \text{ kg.m}^{-3}$  for low OC content (below 5 percent) and smaller values for organic particles. Nevertheless, up to now, it is difficult to assess the amount of organic carbon of soot in flames. In consequence, the hypothesis of mature and inorganic soot is done. This hypothesis is done by experimentalists, for example, the value of  $1860 \text{ kg.m}^{-3}$  was used for the particle size determination based on LII models [4]. It is also a common value for numerical studies on ethylene premixed flames in the literature. Similarly, the values of  $1800 \text{ kg.m}^{-3}$  and  $1860 \text{ kg.m}^{-3}$  were used in [12] and [2] respectively. The number density distribution versus  $d_{ev}$ , calculated from the measurements of  $d_m$ , are shown in Fig. 5 for various  $d_p$ , the diameter of the primary particles. For the higher values of  $d_p$ , the particles are mostly spherical and  $d_{ev}$  does not significantly differ from the measured mobility diameter. The departure from the spherical shape becomes significant as the characteristic size  $d_p$  of the primary particles decreases, leading to aggregates composed of many primary particles.

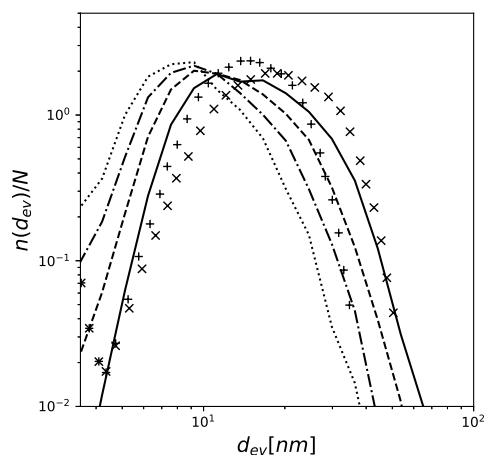
Additional simulations are performed in which the mobility  $d_m$  and collision  $d_c$  diameters, which enter the calculation of the collision frequencies  $\beta_{v_i, v_j}$ , are estimated from  $d_g$ , the gyration diameter. The constant of proportionality is evaluated by considering the limit of a single sphere, as in [5, 23, 27].  $d_g$  is estimated according to the fractal law

$$n_p = k_f(d_g/d_p)^{D_f}. \quad (45)$$

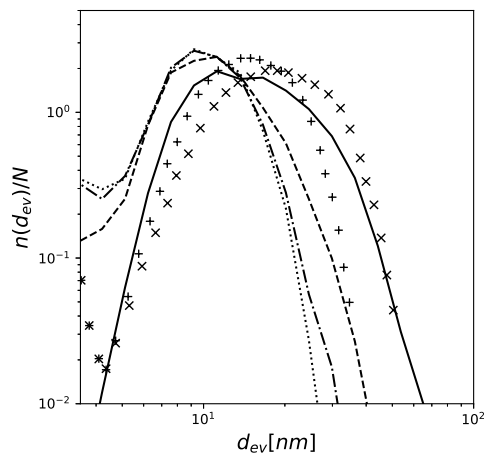
$n_p$  is the number of primary particles in the aggregates,  $D_f$  is the fractal dimension, and  $k_f$  is the fractal pre-factor.  $D_f = 1.73$  and  $k_f = 1.94$  are assumed constant for aggregates verifying  $n_p > 10$  [31, 57].  $n_p = v^k / (\pi d_p^3 / 6)$  can be inferred from  $v^k$ , the aggregate volume solved with the PDF of sizes. The only parameter left to determine  $d_g$  from (45) is then  $d_p$ . An attempt to estimate  $d_p$  is done by performing a preliminary simulation accounting only for nucleation and surface growth, thus without agglomeration, leading to  $d_p$  of the order of 5 nm at the streamwise position  $H = 1.2 \text{ cm}$ .

To analyze the sensitivity of the modeling to these various particle parameters, simulations including the fractal law are performed first fixing  $d_p = 5 \text{ nm}$  and varying  $\alpha_{HACA}$ , calibrating in the modeling the surface reactivity of the particles (Fig. 6). In a second series of simulations (Fig. 7),  $\alpha_{HACA} = 1$  and  $d_p$  is varied between 5 nm up to an upper value for which the fractal law provides results similar to those of spherical particles (denoted ‘spheres’, dotted line in Fig. 7). It is important to note that we considered the particles to be spherical when the corresponding volume is lower or equal to the one of a primary spherule i.e  $d_{ev} \leq d_p$ .

Experimental results are fairly well reproduced with  $\alpha_{HACA} = 1.0$  and  $d_p = 5 \text{ nm}$  (Figs. 6 and 7). For the lower values of  $d_p$ , the reactive surface available for  $\text{C}_2\text{H}_2$  addition is higher, which explains higher values of the volume fraction



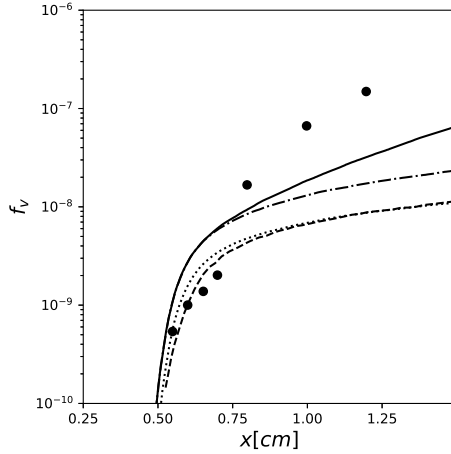
**Fig. 6** Normalized PSD at  $H = 1.2$  cm.  $d_p = 5$  nm. Solid line:  $\alpha_{\text{HACA}} = 1.0$ . Dashed line:  $\alpha_{\text{HACA}} = 0.9$ . Dash-dot line:  $\alpha_{\text{HACA}} = 0.8$ . Dotted line:  $\alpha_{\text{HACA}} = 0.7$ . Crosses: experiments  $d_{ev}$  with  $d_p = 30$  nm. Plus symbols: experiments  $d_{ev}$  with  $d_p = 5$  nm.



**Fig. 7** Normalized PSD at  $H = 1.2$  cm.  $\alpha_{\text{HACA}} = 1.0$ . Solid line:  $d_p = 5$  nm. Dashed line:  $d_p = 7$  nm. Dash-dot line:  $d_p = 10$  nm. Dotted line: sphere model. Crosses: experiments  $d_{ev}$  with  $d_p = 30$  nm. Plus symbols: experiments  $d_{ev}$  with  $d_p = 5$  nm.

as observed in Figure 8. Moreover, for small values of  $d_p$ , aggregates are more open and  $d_c$ , the collision diameter, increases, which in turn increases collision rates (in particular in the free molecular regime) and the distribution is shifted towards larger particles (Fig. 7).

This exercise illustrates the strong impact of particle shape modeling when comparing against experiments. In particular, spherical particles might not



**Fig. 8** Soot volume fraction *vs* height above burner. Solid line:  $d_p = 5$  nm.  $\alpha_{\text{HACA}} = 1.0$ . Dash-dot line: spheres.  $\alpha_{\text{HACA}} = 1.0$ . Dotted line: spheres.  $\alpha_{\text{HACA}}$  from [1] as in [58]. Dashed line: reference [58]. Symbols: experiment.

always be the best choice. Also, bi-variate [42] or even tri-variate modeling [5] could constitute an interesting alternative to calculate  $d_p$ .

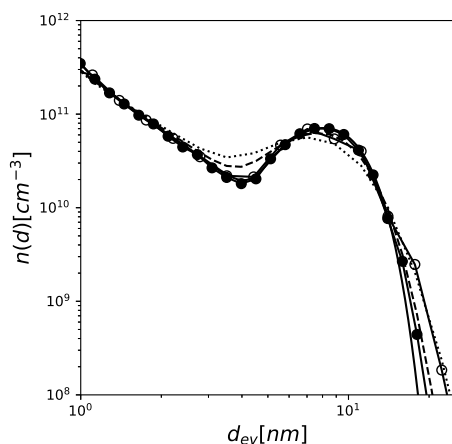
## 6 Comparison between hybrid and sectional methods

In this section, the present hybrid method is compared to a representative sectional method. The source terms for nucleation, growth and agglomeration are calculated in the same way for both methods. While growth is solved directly through stochastic particles in the hybrid method, a discretization scheme is used for the sectional method as in [41]:

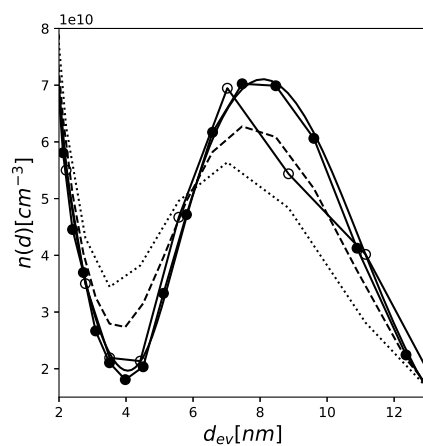
$$\frac{\partial N_i(\underline{x}, t)}{\partial t} = \frac{G(v_{i-1})N_{i-1}(\underline{x}, t)}{v_i - v_{i-1}} - \frac{G(v_i)N_i(\underline{x}, t)}{v_{i+1} - v_i}. \quad (46)$$

The impact of mesh resolution is studied hereafter. Again, a geometric grid is used as defined by equation (44). The centered section sizes range from 0.88 to 225 nm. This corresponds to a base case grid with  $F_s = 2$  and 25 sections which are typical values in the literature as for example in [11]. As the number of sections  $M$  is varied, the size range is kept constant and  $F_s$  is varied accordingly. The results for height above the burner of 1.2 cm can be seen in Figures 9 and 10 respectively in logarithmic and in linear scales. For sake of clarity, the figures do not include the results for all grids for which calculations were run.

Considering the 200 sections simulation as a reference, the hybrid method yields better results than the sectional one using the same number of sections.

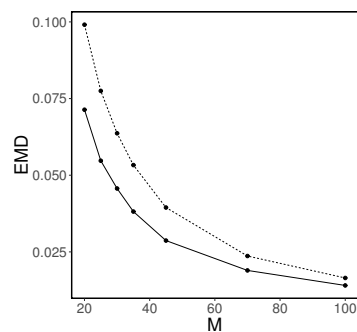


**Fig. 9** PSD at  $H = 1.2$  cm. Logarithmic scale. Dotted line: Sectional  $M = 25$ . Dashed line: Sectional  $M = 45$ . Solid line: Sectional  $M = 200$ . Line with empty circles: Hybrid  $M = 25$ . Line with full circles: Hybrid  $M = 45$ .

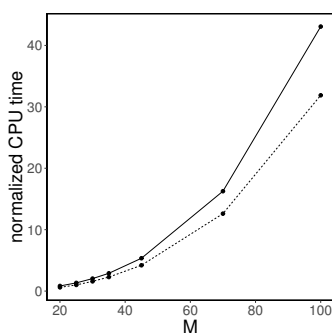


**Fig. 10** PSD at  $H = 1.2$  cm. Linear scale. Dotted line: Sectional  $M = 25$ . Dashed line: Sectional  $M = 45$ . Solid line: Sectional  $M = 200$ . Line with empty circles: Hybrid  $M = 25$ . Line with full circles: Hybrid  $M = 45$ .

For more quantitative comparison, the error against the 200 sections simulation can be calculated for each mesh. The Earth Mover's Distance (EMD) [48], also known as Wasserstein-1 distance, is used as metric of error. It is calculated using the 'emdist' package of the CRAN project [55]. The EMD is then normalised by the standard deviation of the reference distribution. The evolution of this normalised EMD is given as a function of the number of sections in Fig-

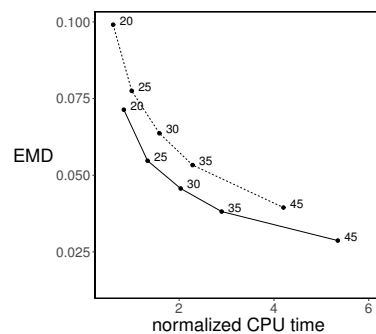


**Fig. 11** Normalised EMD as a function of the number of sections  $M$  (reference: 200 sections, solution at  $x = 1.2$  cm). Dashed line: Sectional method. Solid line: Hybrid method.



**Fig. 12** Normalised CPU cost as a function of the number of sections  $M$ . Dashed line: Sectional method. Solid line: Hybrid method.

ure 11. The hybrid method yields lower error (with the same mesh refinement) for the whole range of tested grids. On the other hand, it presents a moderate CPU cost overhead as compared to the sectional method, as can be seen in Figure 12. The normalized CPU cost presented here is the CPU cost of the simulation divided by the CPU cost of the base case simulation (sectional, 25 sections). In order to assess the tradeoff between accuracy and cost the EMD error metric is plotted as a function of normalized CPU cost in Figure 13. For better readability, only the calculations up to 45 sections are shown on this last plot. Better accuracy is reached for lower CPU cost in the range of tested meshes. The hybrid method seems to offer an advantageous tradeoff in terms of CPU cost and accuracy, at least on this test case. Generalization of these conclusions will depend on the relative importance of agglomeration and growth source terms as the advantage of the present method over fixed sectional methods lays in accurate surface growth solving.



**Fig. 13** Normalised EMD as a function of normalised CPU cost. Dashed line: Sectional method. Solid line: Hybrid method. Labels: Number of sections

## 7 Conclusion

A hybrid stochastic/fixed-sectional approach has been proposed to simulate the dynamics of soot particles in flames. The method relies on a fixed number of stochastic particles, whose evolution allows for solving the equation for the soot size probability density function, which is jointly considered with the equation for total number density. This hybrid approach is coupled to PAH chemistry and well-established modeling for nucleation, growth, agglomeration and soot oxidation and applied to the simulation of a premixed sooting flame of the literature [58]. The comparison against previous numerical simulation and experiments, confirms the potential of the proposed strategy. In a second part, the simulations are used to investigate the influence of the modeling of the aggregate shape. It is in particular illustrated how this impacts on particle size distribution. Finally, the interest of the novel approach in term of tradeoff between cpu cost and accuracy has been quantified. Particle size distributions obtained from the hybrid method are comparable to those measured and calculated in [58]. In the present work, the use of the hybrid method enabled a drastic reduction of the number of stochastic particles used (10 000 or 1000 depending on the runs as opposed to 200 000 in [58]). The extension to three dimensional flows of the soot population balance equation solution method would require the transport of stochastic particles in physical space. This can easily be done using well-established approaches, either in Lagrangian [19] or Eulerian context [45].

## Acknowledgments

This work is supported by the European Union under the project SOPRANO, Horizon 2020 Grant Agreement No. 690724

## Compliance with Ethical Standards

**Conflict of Interest** The authors declare that they have no conflict of interest.

## References

1. Appel, J., Bockhorn, H., Frenklach, M.: Kinetic modeling of soot formation with detailed chemistry and physics: laminar premixed flames of C2 hydrocarbons. *Combust. Flame* **121**(1), 122 – 136 (2000)
2. Aubagnac-Karkar, D., Michel, J.B., Colin, O., Vervisch-Kljakic, P.E., Darabiha, N.: Sectional soot model coupled to tabulated chemistry for Diesel RANS simulations. *Combust. Flame* **162**(8), 3081 – 3099 (2015)
3. Balthasar, M., Kraft, M.: A stochastic approach to calculate the particle size distribution function of soot particles in laminar premixed flames. *Combust. Flame* **133**(3), 289 – 298 (2003)
4. Bladh, H., Olofsson, N.E., Mouton, T., Simonsson, J., Mercier, X., Faccinetto, A., Bengtsson, P.E., Desgroux, P.: Probing the smallest soot particles in low-sooting premixed flames using laser-induced incandescence. *Proc. Combust. Inst.* **35**(2), 1843 – 1850 (2015)
5. Blanquart, G., Pitsch, H.: A joint volume-surface-hydrogen multi-variate model for soot formation. In: H. Bockhorn, A. D’Anna, A.F. Sarofim, H. Wang (eds.) *Combustion Generated Fine Carbonaceous Particles*, pp. 437–463. KIT Scientific Publisher, Karlsruhe (2009)
6. Bouaniche, A., Vervisch, L., Domingo, P.: A hybrid stochastic/sectional method for solving the population balance equation. *Chem. Eng. Sci.* **209**, 115198 (2019)
7. DeVille, L., Riemer, N., West, M.: Weighted flow algorithms (wfa) for stochastic particle coagulation. *Journal of Computational Physics* **230**(23), 8427–8451 (2011).
8. Donaldson, K., Tran, L., Jimenez, L.A., Duffin, R., Newby, D.E., Mills, N., MacNee, W., Stone, V.: Combustion-derived nanoparticles: A review of their toxicology following inhalation exposure. *Particle and Fibre Toxicology* **2**(1), 10 (2005)
9. Dopazo, C.: Relaxation of initial probability density functions in the turbulent convection of scalar fields. *Phys. Fluids* **22**(1), 20–30 (1979)
10. Dopazo, C., Valino, L., Fuego, F.: Statistical description of the turbulent mixing of scalar fields. *International Journal of Modern Physics B* **11**(25) (1997)
11. Eberle, C., Gerlinger, P., Aigner, M.: A sectional PAH model with reversible PAH chemistry for CFD soot simulations. *Combust. Flame* **179**, 63 – 73 (2017)
12. Eberle, C., Gerlinger, P., Aigner, M.: Large Eddy Simulations of a Sooting Lifted Turbulent Jet-Flame. 55th AIAA Aerospace Sciences Meeting (2017)
13. Eibeck, A., Wagner, W.: Stochastic particle approximations for Smoluchoski coagulation equation. *Ann. Appl. Probab.* **11**(4), 1137–1165 (2001).
14. Frenklach, M.: Method of moments with interpolative closure. *Chem. Eng. Sci.* **57**(12), 2229 – 2239 (2002)
15. Gelbard, F., Seinfeld, J.H.: Numerical solution of the dynamic equation for particulate systems. *Journal of Computational Physics* **28**(3), 357 – 375 (1978).
16. Goodwin, D.G., Moffat, H.K., Speth, R.L.: *Cantera: An object-oriented software toolkit for chemical kinetics, thermodynamics, and transport processes* (2017). Version 2.3.0
17. Gunawan, R., Fusman, I., Braatz, R.D.: High resolution algorithms for multidimensional population balance equations. *AIChE Journal* **50**(11), 2738–2749 (2004).
18. Haibo, Z., Chuguang, Z., Minghou, X.: Multi-monte carlo approach for general dynamic equation considering simultaneous particle coagulation and breakage. *Powder Technology* **154**(2), 164 – 178 (2005).
19. Haworth, D.C.: Progress in probability density function methods for turbulent reacting flows. *Prog. Energy Combust. Sci.* **36**(2), 168–259 (2010)
20. Hounslow, M.J., Ryall, R.L., Marshall, V.R.: A discretized population balance for nucleation, growth, and aggregation. *AIChE Journal* **34**(11), 1821–1832 (1988).

21. ISO: [http://www.cplusplus.com/reference/random/piecewise\\_linear\\_distribution](http://www.cplusplus.com/reference/random/piecewise_linear_distribution)
22. Jensen, E.J., Toon, O.B.: The potential impact of soot particles from aircraft exhaust on cirrus clouds. *Geophysical Research Letters* **24**(3), 249–252 (1997)
23. Kazakov, A., Frenklach, M.: Dynamic modeling of soot particle coagulation and aggregation: Implementation with the method of moments and application to high-pressure laminar premixed flames. *Combust. Flame* **114**(3), 484 – 501 (1998)
24. Kelesidis, G.A., Goudeli, E., Pratsinis, S.E.: Flame synthesis of functional nanostructured materials and devices: Surface growth and aggregation. *Proc. Combust. Inst.* **36**(1), 29 – 50 (2017)
25. Khalili, S., Lin, Y., Armaou, A., Matsoukas, T.: Constant number monte carlo simulation of population balances with multiple growth mechanisms. *AIChE Journal* **56**(12), 3137–3145 (2010).
26. Kollmann, W.: The pdf approach to turbulent flow. *Theor. and Comp. Fluid Dynamics* **1**, 349–285 (1990)
27. Kruis, F.E., Kusters, K.A., Pratsinis, S.E., Scarlett, B.: A simple model for the evolution of the characteristics of aggregate particles undergoing coagulation and sintering. *Aerosol Sci. Tech.* **19**(4), 514–526 (1993)
28. Kruis, F.E., Maisels, A., Fissan, H.: Direct simulation monte carlo method for particle coagulation and aggregation. *AIChE Journal* **46**(9), 1735–1742 (2000).
29. Kumar, S., Ramkrishna, D.: On the solution of population balance equations by discretization – I: A fixed pivot technique. *Chem. Eng. Sci.* **51**(8), 1311 – 1332 (1996)
30. Kumar, S., Ramkrishna, D.: On the solution of population balance equations by discretization nucleation, growth and aggregation of particles. *Chemical Engineering Science* **52**(24), 4659 – 4679 (1997).
31. Lattuada, M., Wu, H., Morbidelli, M.: A simple model for the structure of fractal aggregates. *Journal of Colloid and Interface Science* **268**(1), 106 – 120 (2003)
32. Liffman, K.: A direct simulation monte-carlo method for cluster coagulation. *Journal of Computational Physics* **100**(1), 116 – 127 (1992).
33. Lin, Y., Lee, K., Matsoukas, T.: Solution of the population balance equation using constant-number monte carlo. *Chemical Engineering Science* **57**(12), 2241 – 2252 (2002).
34. Lindstedt, R.P., Louloudi, S.A.: Joint-scalar transported PDF modeling of soot formation and oxidation. *Proc. Combust. Inst.* **30**(1), 775–783 (2005)
35. Lundgren, T.: Distribution function in the statistical theory of turbulence. *Phys. Fluids* **10**(5), 969–975 (1967)
36. Ma, D.L., Tafti, D.K., Braatz, R.D.: High-resolution simulation of multidimensional crystal growth. *Industrial & Engineering Chemistry Research* **41**(25), 6217–6223 (2002).
37. Ma, G., Wen, J.Z., Lightstone, M.F., Thomson, M.J.: Optimization of soot modeling in turbulent nonpremixed ethylene/air jet flames. *Combust. Sci. Tech.* **177**(8), 1567–1602 (2005)
38. Maisels, A., Kruis, F.E., Fissan, H.: Direct simulation monte carlo for simultaneous nucleation, coagulation, and surface growth in dispersed systems. *Chemical Engineering Science* **59**(11), 2231 – 2239 (2004).
39. Mueller, M., Blanquart, G., Pitsch, H.: Hybrid method of moments for modeling soot formation and growth. *Combust. Flame* **156**(6), 1143 – 1155 (2009)
40. Ouf, F.X., Bourrous, S., Fauvel, S., Kort, A., Lintis, L., Nuvoli, J., Yon, J. : True density of combustion emitted particles: A comparison of results highlighting the influence of the organic contents *Journal of Aerosol Science* **134**, 1 – 13 (2019)
41. Park, S., Rogak, S.: A novel fixed-sectional model for the formation and growth of aerosol agglomerates. *Journal of Aerosol Science* **35**(11), 1385 – 1404 (2004)
42. Patterson, R.I., Kraft, M.: Models for the aggregate structure of soot particles. *Combust. Flame* **151**(1), 160 – 172 (2007)
43. Patterson, R.I., Singh, J., Balthasar, M., Kraft, M., Wagner, W.: Extending stochastic soot simulation to higher pressures. *Combustion and Flame* **145**(3), 638 – 642 (2006).
44. Patterson, R.I., Wagner, W., Kraft, M.: Stochastic weighted particle methods for population balance equations. *Journal of Computational Physics* **230**(19), 7456 – 7472 (2011).
45. Pope, S.: Monte Carlo method for the PDF equations of turbulent reacting flow. *Combustion Science and Technology* **25**, 159–174 (1981)



46. Ramkrishna, D.: The status of population balances. *Reviews in Chemical Engineering* **3**(1), 49 (1985)
47. Ramkrishna, D.: Population balances. Theory and applications to particulate systems in engineering. Academic Press San Diego (2000)
48. Rubner, Y., Tomasi, C., Guibas, L.J.: A metric for distributions with applications to image databases. In: Sixth International Conference on Computer Vision (IEEE Cat. No.98CH36271), pp. 59–66 (1998)
49. Saggese, C., Ferrario, S., Camacho, J., Cuoci, A., Frassoldati, A., Ranzi, E., Wang, H., Faravelli, T.: Kinetic modeling of particle size distribution of soot in a premixed burner-stabilized stagnation ethylene flame *Combust. Flame* **162**, 3356–3369 (2015)
50. Salenbauch, S., Hasse, C., Vanni, M., Marchisio, D.L.: A numerically robust method of moments with number density function reconstruction and its application to soot formation, growth and oxidation. *J. Aerosol Sci.* (128), 34–49 (2019)
51. Schenk, M., Lieb, S., Vieker, H., Beyer, A., Golzhauser, A., Wang, H., Kohse-Hoinghaus, K.: Morphology of nascent soot in ethylene flames *Proc. Combust. Inst.* **35**(2), 1879–1886 (2015)
52. Sewerin, F., Rigopoulos, S.: An explicit adaptive grid approach for the numerical solution of the population balance equation. *Chem. Eng. Sci.* **168**, 250 – 270 (2017)
53. Smith, M., Matsoukas, T.: Constant-number monte carlo simulation of population balances. *Chemical Engineering Science* **53**(9), 1777 – 1786 (1998)
54. Solsvik, J., Jakobsen, H.A.: The foundation of the population balance equation: A review. *Journal of Dispersion Science and Technology* **36**(4), 510–520 (2015)
55. Urbanek, S.: Package emdist (2012). URL <https://cran.r-project.org/web/packages/emdist/emdist.pdf>
56. Wick, A., Nguyen, T.T., Laurent, F., Fox, R.O., Pitsch, H.: Modeling soot oxidation with the extended quadrature method of moments. *Proc. Combust. Inst.* **36**(1), 789 – 797 (2017)
57. Yon, J., Bescond, A., Ouf, F.X.: A simple semi-empirical model for effective density measurements of fractal aggregates. *Journal of Aerosol Science* **87**, 28 – 37 (2015)
58. Zhao, B., Yang, Z., Johnston, M.V., Wang, H., Wexler, A.S., Balthasar, M., Kraft, M.: Measurement and numerical simulation of soot particle size distribution functions in a laminar premixed ethylene-oxygen-argon flame. *Combust. Flame* **133**(1), 173 – 188 (2003)
59. Zhao, H., Zheng, C.: A new event-driven constant-volume method for solution of the time evolution of particle size distribution. *Journal of Computational Physics* **228**(5), 1412 – 1428 (2009).
60. Zucca, A., Marchisio, D.L., Barresi, A.A., Fox, R.O.: Implementation of the population balance equation in cfd codes for modelling soot formation in turbulent flames. *Chem. Eng. Sci.* **61**(1), 87 – 95 (2006)