



## Enantioselective catalytic synthesis of $\alpha$ -aryl- $\alpha$ -SCF 3 - $\beta$ 2,2 -amino acids

Andreas Eitzinger, Jean-François Brière, Dominique Cahard, Mario Waser

### ► To cite this version:

Andreas Eitzinger, Jean-François Brière, Dominique Cahard, Mario Waser. Enantioselective catalytic synthesis of  $\alpha$ -aryl- $\alpha$ -SCF 3 - $\beta$  2,2 -amino acids. *Organic & Biomolecular Chemistry*, 2020, 18 (3), pp.405-408. 10.1039/c9ob02666e . hal-02442629

**HAL Id: hal-02442629**

**<https://normandie-univ.hal.science/hal-02442629>**

Submitted on 27 Feb 2020


**HAL** is a multi-disciplinary open access archive for the deposit and dissemination of scientific research documents, whether they are published or not. The documents may come from teaching and research institutions in France or abroad, or from public or private research centers.

L'archive ouverte pluridisciplinaire **HAL**, est destinée au dépôt et à la diffusion de documents scientifiques de niveau recherche, publiés ou non, émanant des établissements d'enseignement et de recherche français ou étrangers, des laboratoires publics ou privés.

# Organic & Biomolecular Chemistry

Accepted Manuscript

This article can be cited before page numbers have been issued, to do this please use: A. Eitzinger, J. Brière, D. Cahard and M. Waser, *Org. Biomol. Chem.*, 2020, DOI: 10.1039/C9OB02666E.



This is an Accepted Manuscript, which has been through the Royal Society of Chemistry peer review process and has been accepted for publication.

Accepted Manuscripts are published online shortly after acceptance, before technical editing, formatting and proof reading. Using this free service, authors can make their results available to the community, in citable form, before we publish the edited article. We will replace this Accepted Manuscript with the edited and formatted Advance Article as soon as it is available.

You can find more information about Accepted Manuscripts in the [Information for Authors](#).

Please note that technical editing may introduce minor changes to the text and/or graphics, which may alter content. The journal's standard [Terms & Conditions](#) and the [Ethical guidelines](#) still apply. In no event shall the Royal Society of Chemistry be held responsible for any errors or omissions in this Accepted Manuscript or any consequences arising from the use of any information it contains.

## COMMUNICATION

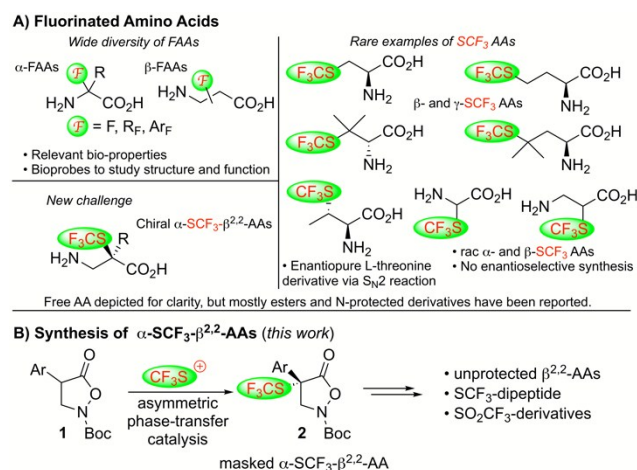
Enantioselective Catalytic Synthesis of  $\alpha$ -Aryl- $\alpha$ -SCF<sub>3</sub>- $\beta^{2,2}$ -Amino AcidsAndreas Eitzinger,<sup>a</sup> Jean-François Brière,<sup>b</sup> Dominique Cahard,<sup>\*b</sup> and Mario Waser<sup>\*a</sup>Received 00th January 20xx,  
Accepted 00th January 20xx

DOI: 10.1039/x0xx00000x

We herein report a novel entry towards chiral  $\alpha$ -SCF<sub>3</sub>- $\beta^{2,2}$ -amino acids by carrying out the ammonium salt-catalyzed  $\alpha$ -trifluoromethylthiolation of isoxazolidin-5-ones. This approach allowed for high enantioselectivities and high yields and the obtained heterocycles proved to be versatile platforms to access other targets of potential interest.

While nature employs only twenty-two genetically encoded proteinogenic amino acids (AAs) as vital building blocks for life, a plethora of chemically synthesized unnatural AAs exists. In principle, the latter offer infinite tools to expand the genetic code and to investigate protein's structure and function. Of particular importance, fluorinated amino acids (FAAs) fall within the realm of specific investigations related to structural and functional learning of peptidic compounds.<sup>1</sup> The introduction of a single fluorine atom or a CF<sub>3</sub> motif are common approaches to obtain FAAs,<sup>2</sup> whereas the supply of alternative F-containing motifs remains much less-explored (Scheme 1A). The incorporation of the highly lipophilic trifluoromethylthio group CF<sub>3</sub>S into amino acids (and subsequent peptides) should be beneficial for the elucidation of structure and function, as well as for pharmaceutical developments. Indeed, as analogues of the sulfur-containing methionine and cysteine, SCF<sub>3</sub>-derivatives should help to escape the hydrophobic core where thiol residues are usually buried while ensuring protection against oxidation. Furthermore, thanks to the power of <sup>19</sup>F NMR techniques and some recently developed <sup>18</sup>F-radiolabeling strategies of the CF<sub>3</sub>S group, the site-specific installation of trifluoromethylthio amino acids (SCF<sub>3</sub>-AAs) to probe local events in peptides is a powerful tool to investigate structure and function in a complementary fashion.<sup>3</sup>

The common strategy to access SCF<sub>3</sub>-AAs, relies on the trifluoromethylation of thiols<sup>4</sup> or disulfides.<sup>5</sup> As for the direct introduction of the whole CF<sub>3</sub>S motif in AAs, rare examples include regioselective trifluoromethylthiolation of unactivated C–H bonds of amino ester,<sup>6</sup> electrophilic  $\alpha$ -trifluoromethylthiolation of glycine Schiff base,<sup>7a</sup> aminotrifluoromethylthiolation of  $\alpha,\beta$ -unsaturated carbonyl compounds<sup>7b</sup> and nucleophilic trifluoromethylthiolation of a variety of cyclic sulfamidates based on a stereospecific S<sub>N</sub>2-type process (i.e. this strategy developed by one of us gives access to an enantiopure L-threonine derivative where the OH-group is replaced for a CF<sub>3</sub>S-group).<sup>8</sup> However, to the best of our knowledge, no enantioselective approach for the synthesis of chiral SCF<sub>3</sub>-AAs was reported until now.<sup>9</sup>



**Scheme 1.** (A) Overview of FAAs and SCF<sub>3</sub>-AAs; (B) Targeted asymmetric  $\alpha$ -SCF<sub>3</sub>- $\beta^{2,2}$ -AA syntheses starting from  $\alpha$ -aryl-isoxazolidin-5-ones **1**.

The lack of enantioselective catalytic procedures to access novel SCF<sub>3</sub>-AAs led us to study the construction of  $\beta^{2,2}$ -AAs featuring the CF<sub>3</sub>S motif at the tetrasubstituted non-racemizable

<sup>a</sup> Johannes Kepler University Linz, Institute of Organic Chemistry, Altenbergerstraße 69, 4040 Linz, Austria

E-mail: mario.waser@jku.at

<sup>b</sup> CNRS, UMR 6014 COBRA, Normandie Univ, UNIROUEN, INSA Rouen, 76000 Rouen, France.

E-mail: dominique.cahard@univ-rouen.fr

Electronic Supplementary Information (ESI) available: Full experimental details and analytical data. See DOI: 10.1039/x0xx00000x



stereocenter.<sup>10</sup>  $\beta$ -AA have attracted considerable attention over the last years,<sup>11</sup> and more recently the easily accessible  $\alpha$ -substituted isoxazolidin-5-ones **1**<sup>12</sup> (as masked  $\beta^2$ -AAs) have gained significant interest as precursors for  $\beta^{2,2}$ -AA derivatives.<sup>9,13,14,15</sup> Especially, the use of asymmetric phase-transfer catalysis (PTC), by means of chiral quaternary ammonium salt ion pairing catalysts,<sup>16</sup> allowed highly enantioselective  $\alpha$ -functionalization reactions of **1** towards  $\alpha,\alpha$ -disubstituted isoxazolidin-5-ones **2**, albeit with a limited number of electrophiles so far (compounds **1** and **2** in Scheme 1B show the specific substitution patterns we wish to investigate herein but several other derivatives have been reported recently). Importantly, this masked  $\beta^{2,2}$ -AA derivatives can then undergo facile reductive ring-opening reactions to give  $\beta^{2,2}$ -AA derivatives<sup>14,15</sup> or may be directly incorporated into peptides by means of the so-called KAHA ligation technique.<sup>14d,15a,17</sup>

Based on our recent progress in the utilization of compounds **1** to access masked chiral  $\beta^{2,2}$ -AAs **2** under chiral phase-transfer catalysis,<sup>14</sup> we now became interested in introducing an asymmetric protocol to access novel  $\alpha$ -SCF<sub>3</sub>- $\alpha$ -aryl-substituted targets **2** by carrying out the electrophilic trifluoromethylthiolation of  $\alpha$ -aryl-**1** under chiral ammonium salt catalysis (Scheme 1B). The hereby obtained masked CF<sub>3</sub>S- $\beta^{2,2}$ -AAs **2** represents a unique entry to CF<sub>3</sub>S- $\beta^{2,2}$ -AAs, dipeptides or the corresponding SO<sub>2</sub>CF<sub>3</sub>-analogs.

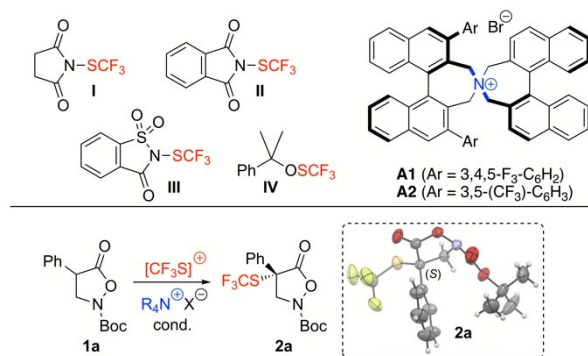
We started our investigations by carrying out the  $\alpha$ -trifluoromethylthiolation of the phenyl-substituted **1a** with the established electrophilic CF<sub>3</sub>S-transfer reagents **I-IV**<sup>18</sup> using Maruoka's catalysts **A**<sup>19</sup> (Table 1 gives an overview of the most significant results of a broad and systematic screening). It should be noted that other chiral ammonium salt catalysts were tried as well, but in analogy to our recent observations,<sup>14</sup> none of these quaternary ammonium salts led to useful enantioselectivities.<sup>20</sup>

First experiments with catalyst **A2** and the succinimide-based reagent **I** allowed for a promising initial enantiomeric ratio of 82:18 already (entry 1). In addition, reagent **I** performs slightly better than the phthalimide-based **II**, while neither the saccharin-derived **III** nor the cumyl O-SCF<sub>3</sub> reagent **IV** did allow for any product formation at all (entries 1-4). Using the catalyst **A1**, substituted by the 3,4,5-trifluorophenyl pendant at 3,3'-positions, a slight increase in enantioselectivity could be achieved, combined with lowering the excess of reagent **I** (entry 5). Even more interestingly, the reaction allowed the use of catalytic amounts of base, without affecting the enantioselectivity (entry 6). The evaluation of different solvents showed that ethers in general furnished higher selectivities than aromatic or chlorinated solvents (entries 6-10). As Et<sub>2</sub>O performed slightly better than other ethers, the base-optimization was performed in Et<sub>2</sub>O subsequently (entries 11-13). Noteworthy, the nature of the base did not affect the enantioselectivity significantly, contrary to the yield.

As the base can be used catalytically in these reactions, which is rather similar to our recent observations for asymmetric  $\alpha$ -sulfanylation reactions of compounds **1**,<sup>14a</sup> it can be rationalized that the in situ formed K-succinimide may also serve as a base

during these reactions (thus rationalizing why different bases resulted in more or less the same enantioselectivities). Then, we carried out one reaction using a catalytic amount of K-phthalimide under the final optimized conditions (vide infra) and the observed selectivity and yield were exactly the same, thus substantiating this mechanistic proposal.

**Table 1.** Identification of the best-suited SCF<sub>3</sub>-transfer reagent, catalyst and conditions for the synthesis of **2a**.<sup>a</sup>



Entry	Cat. (mol%)	[CF <sub>3</sub> S] <sup>+</sup> (eq.)	Solv.	Base (eq.)	Yield [%] <sup>b</sup>	<i>e.r.</i> <sup>c</sup> ( <i>S</i> : <i>R</i> ) <sup>d</sup>
1	<b>A2</b> (5)	<b>I</b> (3)	Et <sub>2</sub> O	Cs <sub>2</sub> CO <sub>3</sub> (2)	80	82:18
2	<b>A2</b> (5)	<b>II</b> (3)	Et <sub>2</sub> O	Cs <sub>2</sub> CO <sub>3</sub> (1.1)	70	75:25
3	<b>A2</b> (5)	<b>III</b> (3)	Et <sub>2</sub> O	Cs <sub>2</sub> CO <sub>3</sub> (1.1)	0	-
4	<b>A2</b> (5)	<b>IV</b> (3)	Et <sub>2</sub> O	Cs <sub>2</sub> CO <sub>3</sub> (1.1)	0	-
5	<b>A1</b> (5)	<b>I</b> (1.5)	Et <sub>2</sub> O	Cs <sub>2</sub> CO <sub>3</sub> (1.1)	77	90:10
6	<b>A1</b> (5)	<b>I</b> (1.2)	Et <sub>2</sub> O	K <sub>2</sub> CO <sub>3</sub> (0.2)	89	89:11
7	<b>A1</b> (5)	<b>I</b> (1.2)	iPr <sub>2</sub> O	K <sub>2</sub> CO <sub>3</sub> (0.2)	85	87:13
8	<b>A1</b> (5)	<b>I</b> (1.2)	THF	K <sub>2</sub> CO <sub>3</sub> (0.2)	66	76:24
9	<b>A1</b> (5)	<b>I</b> (1.2)	CH <sub>2</sub> Cl <sub>2</sub>	K <sub>2</sub> CO <sub>3</sub> (0.2)	53	75:25
10	<b>A1</b> (5)	<b>I</b> (1.2)	PhCH <sub>3</sub>	K <sub>2</sub> CO <sub>3</sub> (0.2)	56	84:16
11	<b>A1</b> (5)	<b>I</b> (1.2)	Et <sub>2</sub> O	KOAc (0.2)	25	90:10
12	<b>A1</b> (5)	<b>I</b> (1.2)	Et <sub>2</sub> O	NaOPh (0.2)	71	89:11
13	<b>A1</b> (5)	<b>I</b> (1.2)	Et <sub>2</sub> O	K <sub>2</sub> HPO <sub>4</sub> (0.2)	88	90:10
14	<b>A1</b> (5)	<b>I</b> (1.05)	Et <sub>2</sub> O <sup>e</sup>	K <sub>2</sub> HPO <sub>4</sub> (0.2)	82	91:9
15 <sup>f</sup>	<b>A1</b> (5)	<b>I</b> (1.05)	Et <sub>2</sub> O <sup>e</sup>	K <sub>2</sub> HPO <sub>4</sub> (0.2)	90	93:7 (98:2) <sup>g</sup>
16 <sup>f</sup>	<b>A1</b> (5)	<b>I</b> (1.05) <sup>h</sup>	Et <sub>2</sub> O <sup>e</sup>	K <sub>2</sub> HPO <sub>4</sub> (0.2)	90	95:5
17 <sup>f,i</sup>	<b>A1</b> (3)	<b>I</b> (1.05)	Et <sub>2</sub> O <sup>e</sup>	K <sub>2</sub> HPO <sub>4</sub> (0.2)	90	93:7

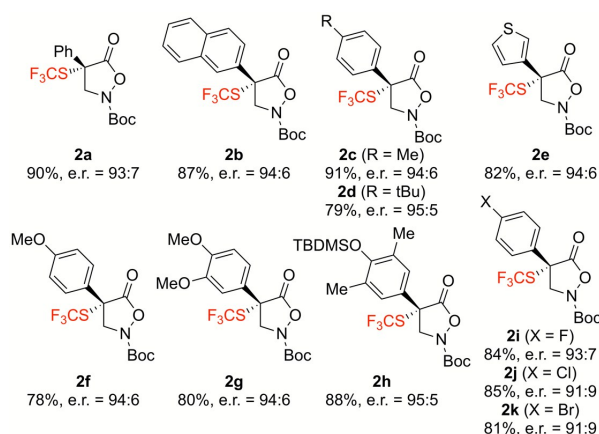
<sup>a</sup> All reactions were run for 20 h at room temperature using 0.1 mmol **1a** in the indicated solvent (0.1 M with respect to **1a**) with the given reagents and catalysts



unless otherwise stated; <sup>b</sup> Isolated Yields; <sup>c</sup> Determined by HPLC using a chiral stationary phase; <sup>d</sup> Absolute configuration was determined by X-ray diffraction analysis of single crystals of enantioenriched (*S*)-**2a**<sup>21</sup>; <sup>e</sup> 0.05 M with respect to **1a**; <sup>f</sup> Run at -20 °C; <sup>g</sup> after recrystallization; <sup>h</sup> Added with a syringe pump over 5 h; <sup>i</sup> 11 mmol scale.

As  $\text{K}_2\text{HPO}_4$  gave somewhat higher yields than the other bases (entry 13), we carried out the final optimization with this base in  $\text{Et}_2\text{O}$ . It turned out that lowering the reaction temperature to  $-20\text{ }^\circ\text{C}$ , with a slightly higher dilution and slow addition of **1** provided enantioselectivities up to 95:5 (entries 15, 16). To our delight, product **2a** can be further enantioenriched by recrystallization and can also easily be accessed on 1 mmol scale with 3 mol% of catalyst **A1** in high yield and enantioselectivity (entry 17) (lower catalyst loadings then lead to significantly reduced conversions). The absolute configuration of product **2a** was unambiguously assigned by single crystal X-ray analysis<sup>21</sup> and the sense of enantioinduction is in line with our previous observations using Maruoka catalysts **A** with pronucleophiles **1**.<sup>14</sup>

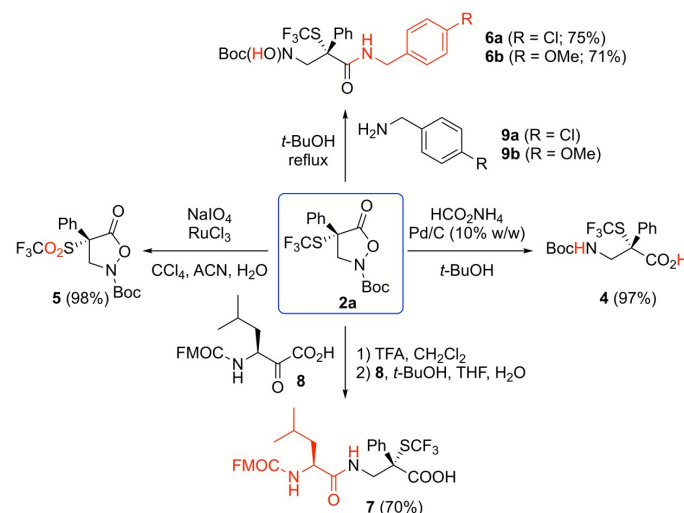
With high yielding and highly enantioselective catalytic conditions at hand, we next investigated the application of this approach for a variety of variously substituted  $\alpha$ -aryl-derivatives **1** (Scheme 2). For ease of experimental operation, we carried out the trifluoromethylthiolation reactions under the conditions given in entry 15 (Table 1) avoiding the electrophile addition via syringe pump. As outlined in Scheme 2, a variety of novel masked  $\alpha$ -CF<sub>3</sub>S- $\alpha$ -aryl- $\beta$ ^{2,2}-AA **2a-2k** were readily obtained in high yields and with satisfying enantiomeric ratios, ranging from 91:9 to 95:5 e.r., regardless of the nature of the aryl moiety.



**Scheme 2.** Application scope (all reactions were carried out on 0.1 mmol scale under the conditions given in Table 1, entry 15).

To demonstrate the versatility of the herein accessed heterocyclic platform **2**, we also carried out the transformations of compound **2a** as depicted in Scheme 3. The N-O-bond could be easily cleaved under Pd-catalyzed hydrogenation conditions to afford the free carboxylic acid **4** in literally quantitative yield.<sup>12,14</sup> In addition, the CF<sub>3</sub>S-group could be oxidized to the

corresponding sulfone (giving product **5**) straightforwardly with  $\text{NaO}_4$  under  $\text{RuCl}_3$ -catalysis.<sup>22</sup> Furthermore, compound **2a** can directly be engaged into amide bond forming reactions by carrying out a nucleophilic ring opening reaction with benzylic amines to give compounds **6**. On the other hand, after a facile N-Boc deprotection of **2a**, the KAHA ligation<sup>17</sup> with reagent **8** occurred to give access to the corresponding dipeptide **7** under previously described aqueous-conditions.<sup>14d,15a</sup> All these performed transformations furnished high yields under robust reaction conditions, thus substantiating the synthetic versatility of our  $\text{SCF}_3$ -containing heterocyclic platform **2**.



Scheme 3. Further transformations of compound **2a**.

## Conclusions

We have shown that  $\alpha$ -aryl-isoxazolidin-5-ones **1** can undergo  $\alpha$ -trifluoromethylthiolation reactions with high enantiomeric excesses and excellent yields under asymmetric phase-transfer catalysis conditions by using the commercially available Maruoka catalyst **A1**.<sup>9</sup> These  $\alpha$ -heterofunctionalization reactions perform under operationally simple conditions and could easily be carried out on 1 mmol scale as well. In addition, the hereby accessed masked  $\alpha$ -CF<sub>3</sub>S- $\beta^{2,2}$ -AAs **2** can be utilized to obtain unprotected  $\alpha$ -CF<sub>3</sub>S- $\beta^{2,2}$ -AAs, amides, dipeptides and the corresponding SO<sub>2</sub>CF<sub>3</sub>-analogs either.

## Acknowledgments

This work was generously supported by the Austrian Science Funds (FWF): Project No. P30237 (financed by the Austrian National Foundation for Research, Technology and Development and Research Department of the State of Upper Austria). The used NMR spectrometers were acquired in



collaboration with the University of South Bohemia (CZ) with financial support from the European Union through the EFRE INTERREG IV ETC-AT-CZ program (project M00146, "RERI-uasb"). We are grateful to Markus Himmelsbach (JKU Linz) for support with HRMS analysis and to Kirill Faust (JKU Linz) for support with X-Ray analysis. This work has also been partially supported by INSA Rouen of Normandie, Rouen University of Normandie, the Centre National de la Recherche Scientifique (CNRS), EFRD, and Labex SynOrg (ANR-11-LABX-0029), and by Region Normandie (CRUNCH network).

## Conflicts of interest

There are no conflicts to declare.

## Notes and references

- a) J. Moschner, V. Stulberg, R. Fernandes, S. Huhmann, J. Leppkes and B. Koks, *Chem. Rev.*, 2019, **119**, 10718; b) A. A. Berger, J. Völler, N. Budisa, and B. Koks, *Acc. Chem. Res.* 2017, **50**, 2093; c) E. N. G. Marsh and Y. Suzuki, *ACS Chem. Biol.* 2014, **9**, 1242.
- a) R. Smits, C. D. Cadicamo, K. Burger, and B. Koks, *Chem. Soc. Rev.* 2008, **37**, 1727; b) J. L. Acena, A. E. Sorochinsky, and V. A. Soloshonok, *Synthesis* 2012, **44**, 1591.
- a) S. Liu, H. Ma, Z. Zhang, L. Lin, G. Yuan, X. Tang, D. Nie, S. Jiang, G. Yang and G. Tang, *Theranostics*, 2019, **9**, 1144; b) S. Verhoog, C. W. Kee, Y. Wang, T. Khotavivattana, T. C. Wilson, V. Kersemans, S. Smart, M. Tredwell, B. G. Davis and V. Gouverneur, *J. Am. Chem. Soc.*, 2018, **140**, 1572; c) J. Wu, Q. Zhao, T. Wilson, S. Verhoog, V. Gouverneur, L. Lu and Q. Shen, *Angew. Chem. Int. Ed.*, 2019, **58**, 2413; d) E. Carbonnel, T. Besset, T. Poisson, D. Labar, X. Pannecoucke and P. Jubault, *Chem. Commun.*, 2017, **53**, 5706; e) T. Khotavivattana, S. Verhoog, M. Tredwell, L. Pfeifer, S. Calderwood, K. Wheelhouse, T. Lee Collier and V. Gouverneur, *Angew. Chem. Int. Ed.*, 2015, **54**, 9991.
- a) M. E. Houston and J. F. Honek, *J. Chem. Soc., Chem. Commun.*, 1989, 761; b) V. Soloshonok, V. Kukhar, Y. Pustovit and V. Nazaretyan, *Synlett*, 1992, 657; c) C. Bottecchia, X. J. Wei, K. P. Kuijpers, V. Hessel and T. Noel, *J. Org. Chem.*, 2016, **81**, 7301; d) I. Kieltisch, P. Eisenberger and A. Togni, *Angew. Chem. Int. Ed.*, 2007, **46**, 754; e) S. Capone, I. Kieltisch, O. Fogel, G. Lelais, A. Togni and D. Seebach, *Helv. Chim. Acta.*, 2008, **91**, 2035.
- a) T. Umemoto and A. Ando, *Bull. Chem. Soc. Jpn.*, 1986, **59**, 447; b) B. Langlois, D. Montègre and N. Roidot, *J. Fluorine Chem.*, 1994, **68**, 63; c) H. Yasui, T. Yamamoto, E. Tokunaga and N. Shibata, *J. Fluorine Chem.*, 2011, **132**, 186; d) C. Gadais, N. Saraiva-Rosa, E. Chelain, J. Pytkowicz and T. Brigaud, *Eur. J. Org. Chem.*, 2017, 246; e) T. Billard, N. Roques and B. R. Langlois, *J. Org. Chem.*, 1999, **64**, 3813.
- a) S. Guo, X. Zhang and P. Tang, *Angew. Chem. Int. Ed.*, 2015, **54**, 4065; (b) S. Mukherjee, B. Maji, A. Tlahuext-Aca and F. Glorius, *J. Am. Chem. Soc.*, 2016, **138**, 16200.
- a) S. Alazet, L. Zimmer and T. Billard, *Chem. Eur. J.*, 2014, **20**, 8589; b) Q. Xiao, Q. He, J. Li, J. Wang, *Org. Lett.*, 2015, **17**, 6090.
- J. L. Zeng, H. Chachignon, J. A. Ma and D. Cahard, *Org. Lett.*, 2017, **19**, 1974.
- During the submission of this article Della Sala, Aleman and co-workers independently reported the chiral ammonium salt-catalyzed  $\alpha$ -trifluoromethylthiolation of isoxazolidin-5-ones **1** essentially with  $\alpha$ -benzyl pendants in good to moderate yields and with high enantioselectivities. They also reported two  $\alpha$ -aryl derivatives, which however performed less selectively. Under our conditions  $\alpha$ -benzyl-derivatives if **1** did not react, but, as a complementary approach, we succeeded in the elaboration of  $\alpha$ -aryl-containing **1** with high yields and enantiomeric ratios.: V. Capaccio, M. Sicignano, R. I. Rodriguez, G. Della Sala, J. Aleman, *Org. Lett.* DOI: 10.1021/acs.orglett.9b04195.
- M. A. Hardy, H. Chachignon and D. Cahard, *Asian J. Org. Chem.*, 2019, **8**, 591.
- a) R. P. Cheng, S. H. Gellman, and W. F. DeGrado, *Chem. Rev.* 2001, **101**, 3219; b) G. Lelais and D. Seebach, *Peptide Science*, 2004, **76**, 206; c) M.-I. Aguilar, A. W. Purcell, R. Devi, R. Lew, J. Rossjohn, A. I. Smith, and P. Perlmutter, *Org. Biomol. Chem.* 2007, **5**, 2884; d) D. Seebach and J. Gardiner, *Acc. Chem. Res.* 2008, **41**, 1366; e) Y.-D. Wu, W. Han, D.-P. Wang, Y. Gao, and Y.-L. Zhao, *Acc. Chem. Res.* 2008, **41**, 1418.
- a) T. Tite, M. Sabbah, V. Levacher, and J.-F. Brière, *Chem. Commun.* 2013, **49**, 11569; b) N. Lespes, E. Pair, C. Maganga, M. Bretier, V. Tognetti, L. Joubert, V. Levacher, M. Hubert-Roux, C. Afonso, C. Loutelier-Bourhis, and J.-F. Brière, *Chem. Eur. J.* 2018, **24**, 4086.
- For review on catalytic asymmetric synthesis of  $\beta^2$ -amino acid derivatives, see: H. Noda and M. Shibasaki, *Eur. J. Org. Chem.* 2019, DOI: 10.1002/ejoc.201901596.
- a) T. Cadart, C. Berthonneau, V. Levacher, S. Perrio, and J.-F. Brière, *Chem. Eur. J.*, 2016, **22**, 15261; b) T. Cadart, V. Levacher, S. Perrio, and J.-F. Brière, *Adv. Synth. Catal.*, 2018, **360**, 1499; c) V. Capaccio, K. Zielke, A. Eitzinger, A. Massa, L. Palombi, K. Faust, and M. Waser, *Org. Chem. Front.* 2018, **5**, 3336; d) A. Eitzinger, M. Winter, J. Schörgenheimer, and M. Waser, *Chem. Commun.* 2020, 10.1039/c9cc09239k
- a) J.-S. Yu, H. Noda, and M. Shibasaki, *Angew. Chem. Int. Ed.* 2018, **57**, 818; b) M. N. de Oliveira, S. Arseniyadis, and J. Cossy, *Chem. Eur. J.* 2018, **24**, 4810; c) J.-S. Yu, H. Noda, and M. Shibasaki, *Chem. Eur. J.* 2018, **24**, 15796; d) F. Amemiya, H. Noda, and M. Shibasaki, *Chem. Pharm. Bull.* 2019, **67**, 1046.
- a) J.-F. Brière, S. Oudeyer, V. Dalla, and V. Levacher, *Chem. Soc. Rev.* 2012, **41**, 1696; b) S. Shirakawa and K. Maruoka, *Angew. Chem. Int. Ed.* 2013, **52**, 4312-4348; c) J. Tan and N. Yasuda, *Org. Process Res. Dev.* 2016, **20**, 129; d) L. Zong and C.-H. Tan, *Acc. Chem. Res.* 2017, **50**, 842; e) J. Schörgenheimer, M. Tiffner, and M. Waser, *Beilstein J. Org. Chem.*, 2017, **13**, 1753.
- a) J.W. Bode, R. M. Fox, and K. D. Baucom, *Angew. Chem. Int. Ed.* 2006, **45**, 1248; b) T. G. Wucherpfennig, V. R. Pattabiraman, F. R. P. Limberg, J. Ruiz-Rodriguez, and J.W. Bode, *Angew. Chem. Int. Ed.* 2014, **53**, 12248.
- H. Chachignon, D. Cahard, *Chin. J. Chem.* 2016, **34**, 445.
- a) T. Ooi, M. Kameda and K. Maruoka, *J. Am. Chem. Soc.* 2003, **125**, 5139. b) R. He, S. Shirakawa and K. Maruoka, *J. Am. Chem. Soc.* 2009, **131**, 16620.
- Further details can be found in the online supporting information.
- CCDC 1914375 (Cambridge Crystallographic Data Centre, www.ccdc.cam.ac.uk) contains the supplementary crystallographic data for **2a**.
- W. Su, *Tetrahedron Lett.* 1994, **35**, 4955.



Novel  $\alpha$ -trifluoromethylthiolated- $\beta^{2,2}$ -amino acids were obtained in high enantiopurities under chiral phase-transfer catalysis.

View Article Online

DOI: 10.1039/C9OB02666E

