



HAL
open science

Design of (NHC) Copper(I) complexes bearing dipyridylamine ligands for application in luminescent materials

Margaux Elie, Fabien Sguerra, Florent Di Meo, Michael D. Weber, Ronan Marion, Jean-Luc Renaud, Mathieu Linares, Matthieu Hamel, Sylvain Gaillard, Rubén D. Costa

► **To cite this version:**

Margaux Elie, Fabien Sguerra, Florent Di Meo, Michael D. Weber, Ronan Marion, et al.. Design of (NHC) Copper(I) complexes bearing dipyridylamine ligands for application in luminescent materials: (NHC) Cu(I) Complexes bearing Dipyridylamine ligands - Synthesis, Structural, Photoluminescent Studies and Applications in Luminescent Materials. 13th Anglo-Norman Organic Chemistry Colloquium (ANORCQ XIII), Apr 2016, Rouen, France. . hal-02434048

HAL Id: hal-02434048

<https://normandie-univ.hal.science/hal-02434048>

Submitted on 13 Jan 2020

HAL is a multi-disciplinary open access archive for the deposit and dissemination of scientific research documents, whether they are published or not. The documents may come from teaching and research institutions in France or abroad, or from public or private research centers.

L'archive ouverte pluridisciplinaire **HAL**, est destinée au dépôt et à la diffusion de documents scientifiques de niveau recherche, publiés ou non, émanant des établissements d'enseignement et de recherche français ou étrangers, des laboratoires publics ou privés.

Design of (NHC) Copper(I) Complexes bearing Dipyridylamine Ligands for Application in Luminescent Materials.

Margaux ELIE,¹ Fabien SGUERRA,² Florent DI MEO,³ Michael D. WEBER,⁴ Ronan MARION,¹ Jean-Luc RENAUD,¹ Mathieu, LINARES,^{3,*} Matthieu HAMEL,^{2,*} Rubèn D. COSTA,^{4,*} and Sylvain GAILLARD^{1,*}

¹LcMT, Normandie University, CNRS, UMR 6507, ENSICAEN, Caen, France

²CEA, LIST, Saclay, Laboratoire Capteurs et Architectures Electroniques, F-91191, Gif-sur-Yvette Cedex, France

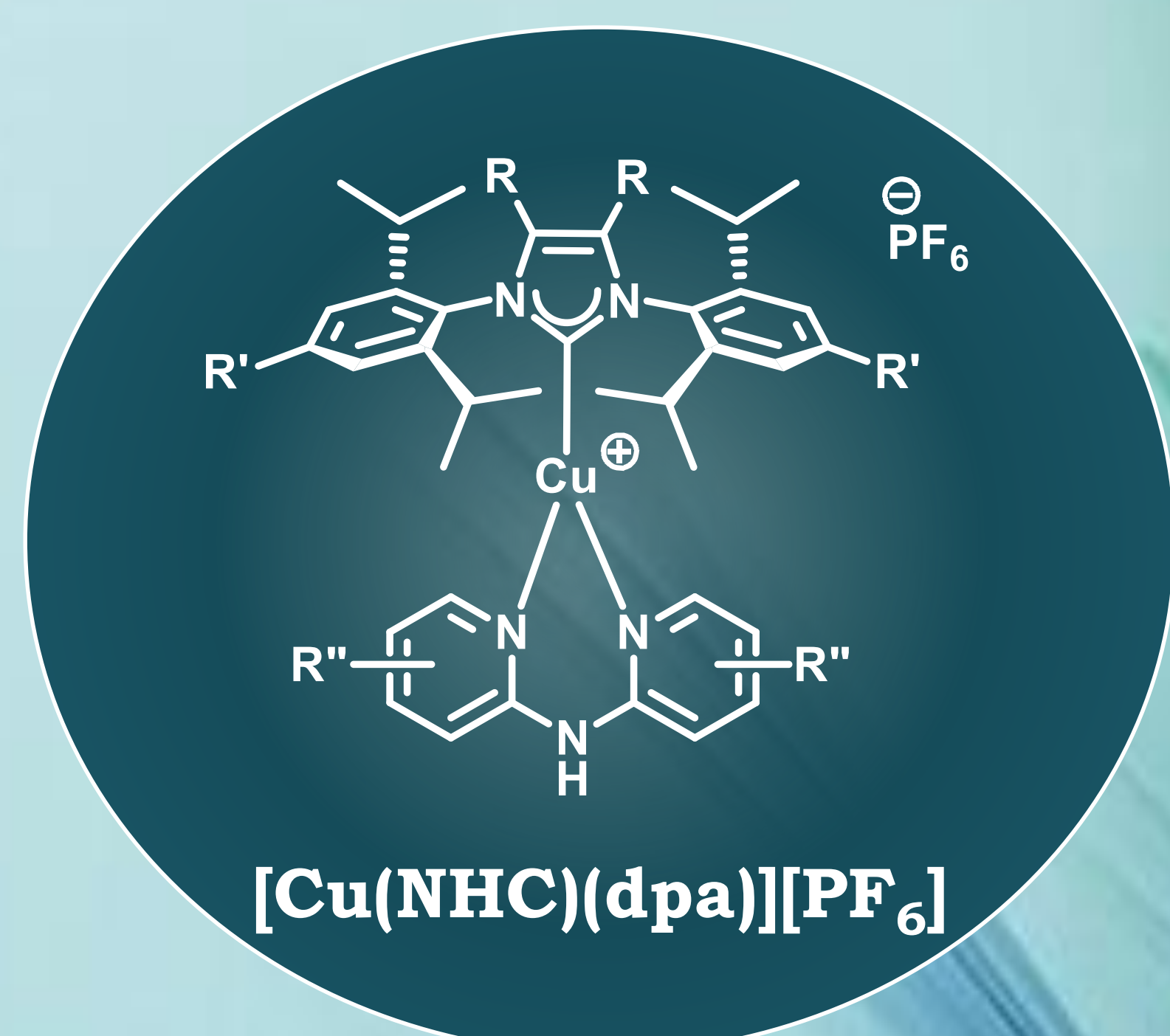
³Department of Physics, Chemistry and Biology SE-581 83, Linköping University, Sweden

⁴Department of Chemistry and Pharmacy at the University of Erlangen-Nuremberg, 91058 Erlangen, Germany

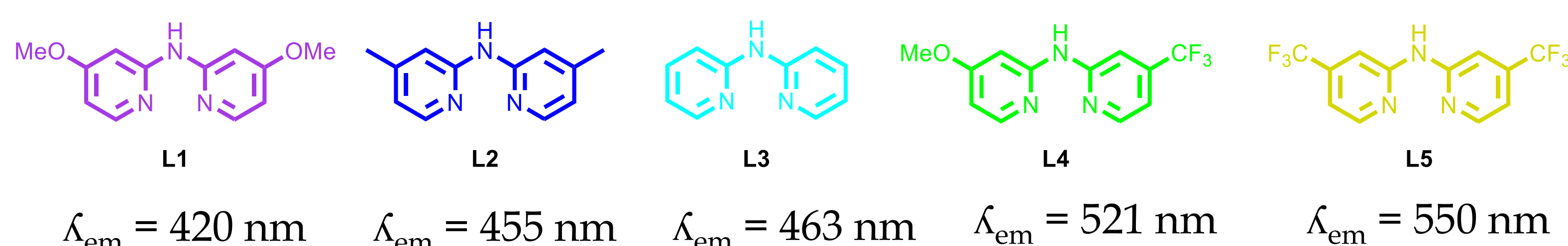
E-mail: margaux.elie@ensicaen.fr

We developed new cationic tricoordinated copper complexes bearing an NHC and a bidentate dipyridylamine (dpa) ligand [Cu(NHC)(dpa)][X] which exhibit luminescence at solid state.^{1,2} Varying the electronic properties of both NHC and dpa ligands, we established a structure – properties relationship, supported by structural, photophysic and TD-DFT studies. Thermally Activated Delayed Fluorescence coupled with phosphorescence was highlighted as the specific luminescence of the copper complexes [Cu(NHC)(dpa)][X] and the high quantum yield of some of them permitted to consider their application in luminescent materials. Light emitting Electrochemical Cells are thin electroluminescent films based on luminescent ions. Our copper complexes appeared as good candidates for this technology and, to the best of our knowledge, we are presenting here the first blue LEC device incorporating copper complexes.²

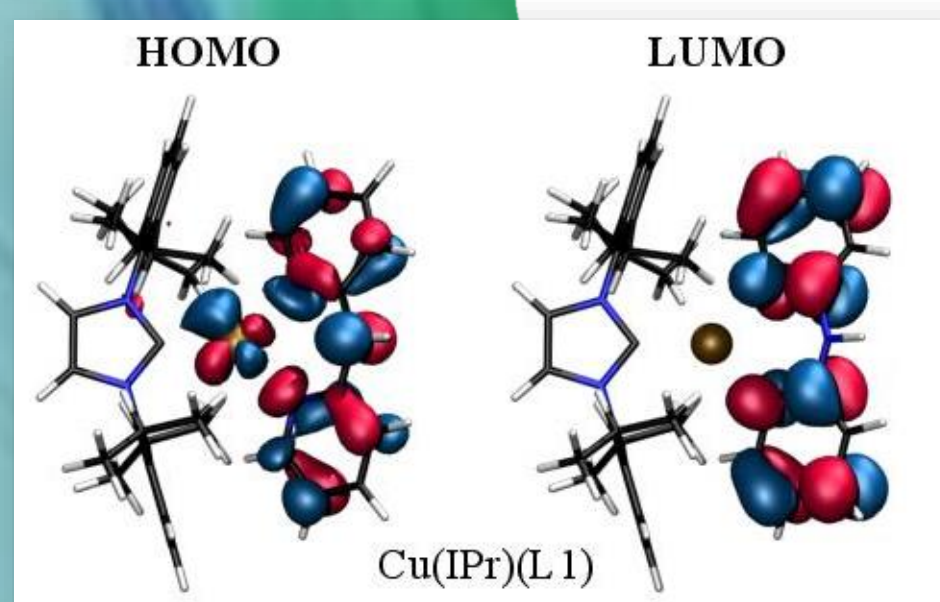
Luminescence of the complexes : modulation of the PLQY and the emission λ .



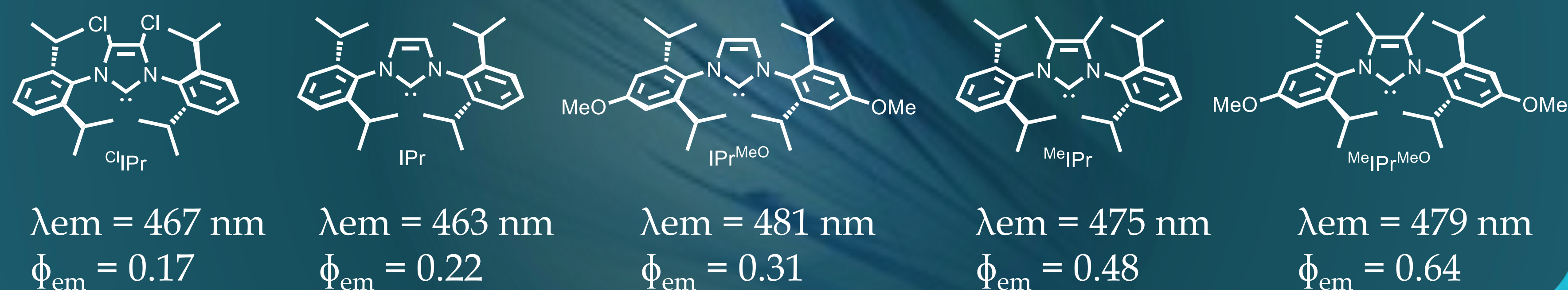
Tuning on dpa → different λ with EDG or EWG



DFT calculations (ω B97XD)



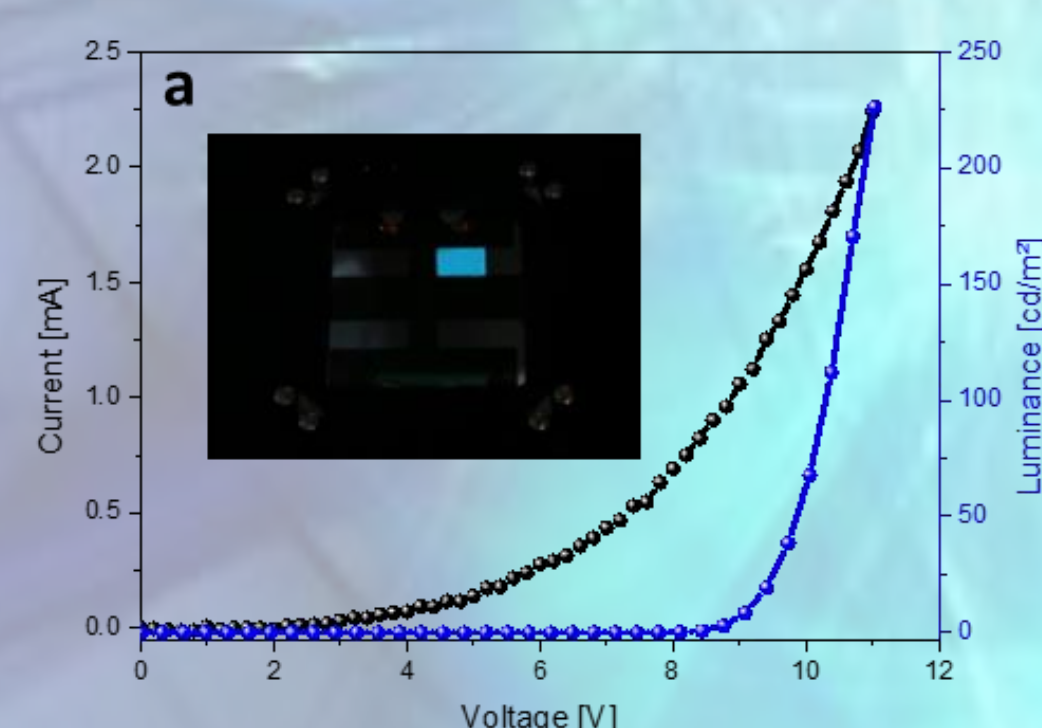
Tuning on NHC → structural changes and PLQY improvement up to 64 %



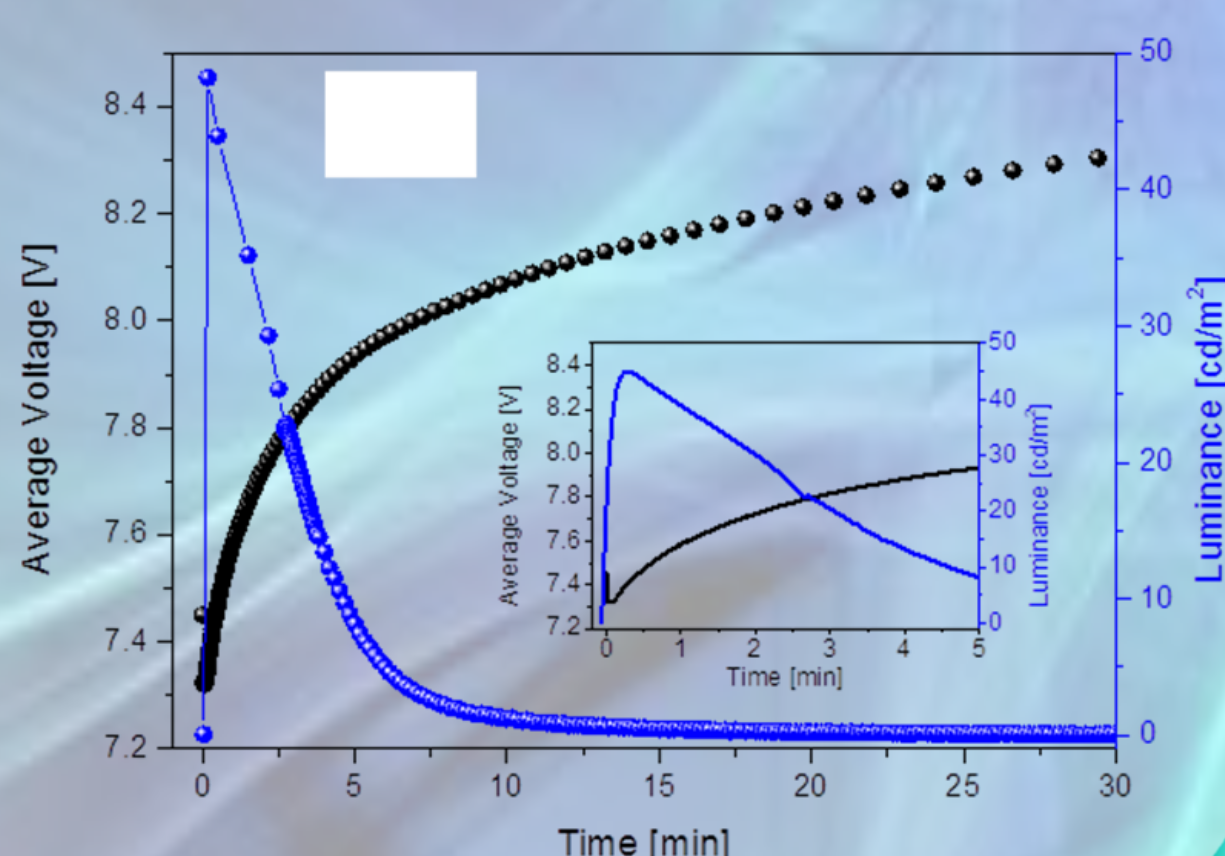
Application in LECs devices with [Cu(IPr)(L2)][PF₆].



A Device as Efficient as Blue LECs incorporating [Ir] complexes!



LIV-scans of devices at a scan rate of $dV/dt = 0.2V/s$ in a voltage range of 0-11V. Inset picture shows the blue LEC during the first LIV cycle.

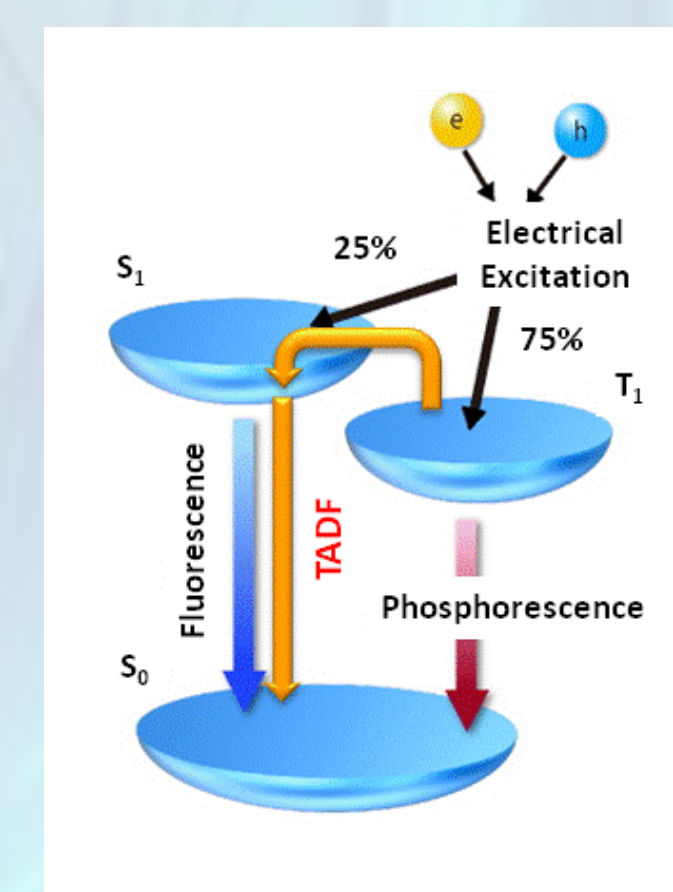


Lifetime measurement in galvanostatic pulsed driving mode at 2.5mA of the device. Inset features the initial voltage response and displaying the typical LEC-behavior (left).

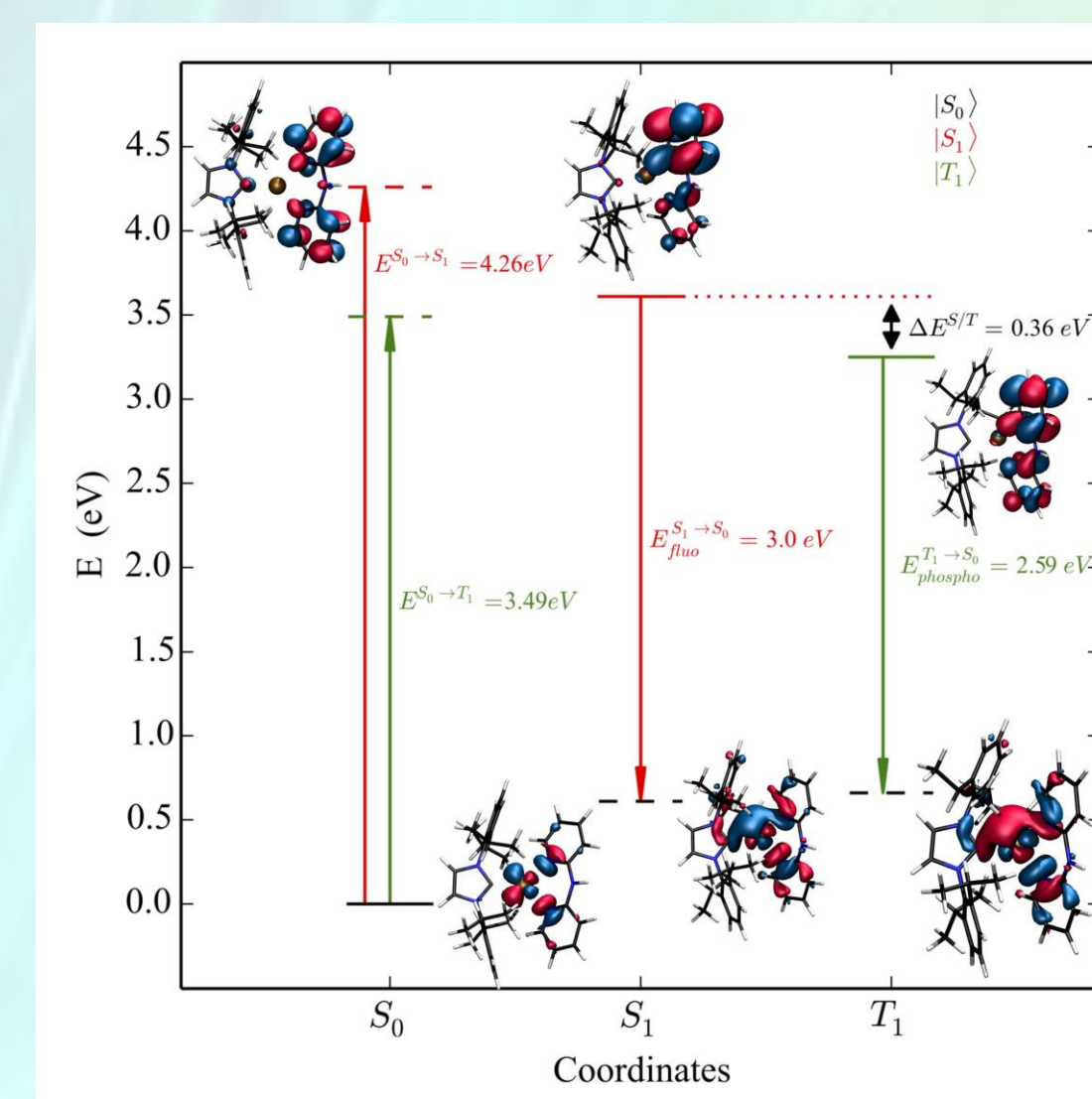
Table of the figures of merits for the LEC device incorporating the copper complex [Cu(IPr)(L2)][PF₆].

Current density [mA/cm ²]	Luminance [cd/m ²]	Efficacy [cd/A]	T _{1/2} [min]
9.97	22.2	0.22	16.5
16.65	48.2	0.29	2.7
33.20	80.3	0.24	3.0

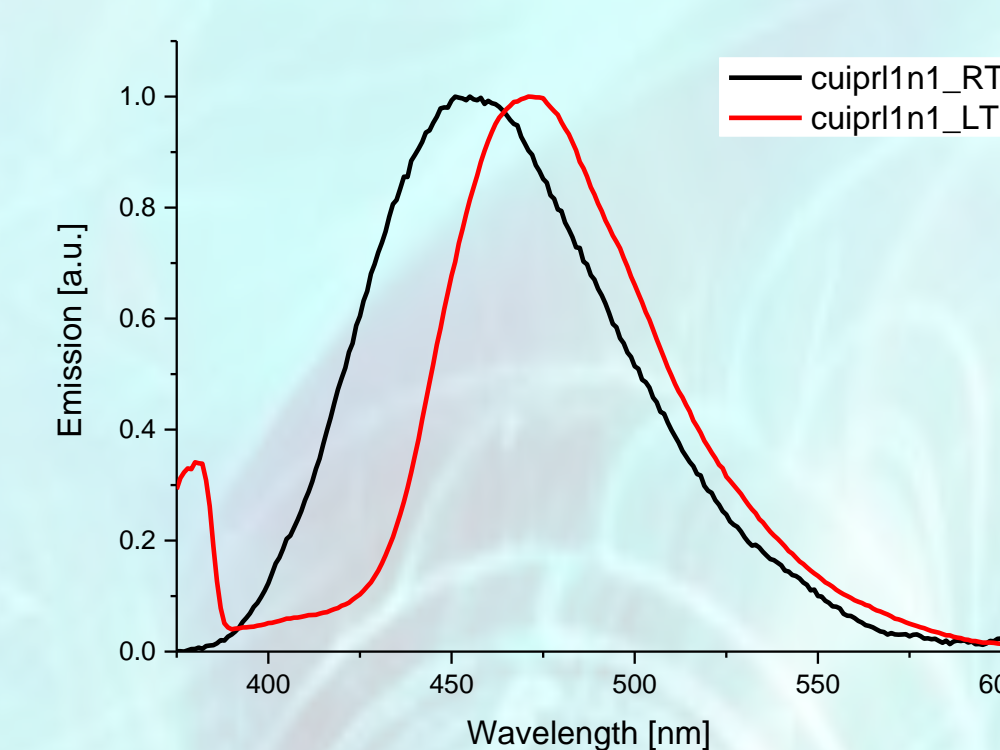
Experimental Proofs of Thermally Activated Delayed Fluorescence (TADF)



(ω B97XD)

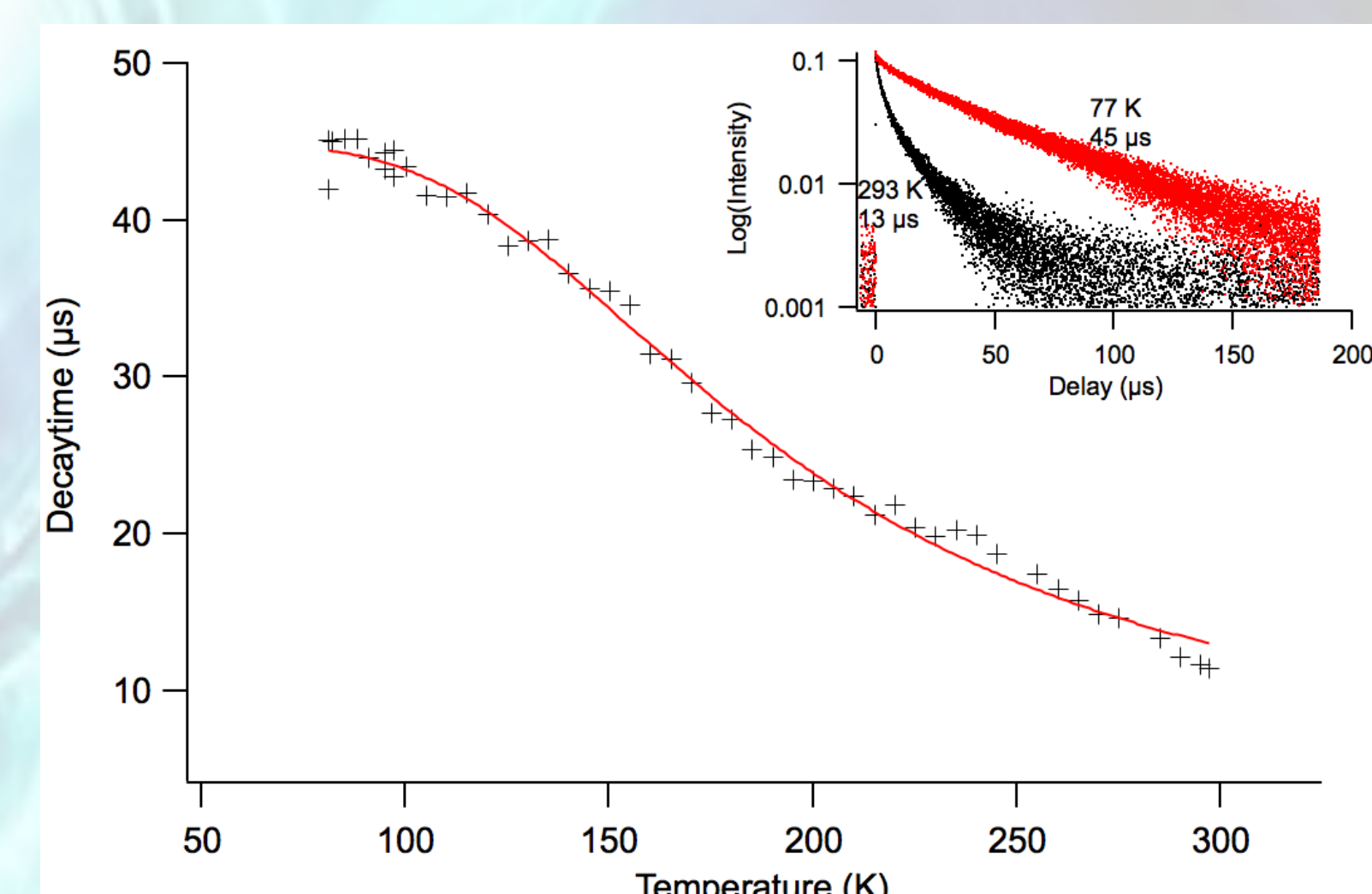


Emission spectra in solid state at 298 K and 77 K.



Calculated $\Delta E^{S-T} < 0.39 \text{ eV}$

Decay profile in solid state at 295 K and 77 K (inset) and temperature dependence of the excited state lifetime.



Temperature dependence of λ and τ proves that the copper complexes exhibit a mixed luminescence : phosphorescence and TADF!

[1] Marion, R.; Sguerra, F.; Di Meo, F.; Sauvageot, E.; Lohier, J.-F.; Daniellou, R.; Renaud J.-L.; Linares, M.; Hamel, M. Gaillard, S. *Inorg. Chem.* 2014, 53, 9181-9191

[2] Elie, M.; Sguerra, F.; Di Meo, F.; Weber, M. D.; Marion, R.; Grimault, A.; Lohier, J.-F.; Stallivieri, A.; Brosseau, A.; Pansu, R. B.; Renaud, J.-L.; Costa, R. D.; Linares, M.; Hamel, M.; Gaillard, S. (Submitted)