



## Fine-tuning of NHC copper (I) complexes bearing dipyridylamine ligands: application in photoluminescence and LEC devices

Margaux Elie, Fabien Sguerra, Florent Di Meo, Michael D. Weber, Ronan Marion, Jean-Luc Renaud, Mathieu Linares, Matthieu Hamel, Sylvain Gaillard, Rubén D. Costa

### ► To cite this version:

Margaux Elie, Fabien Sguerra, Florent Di Meo, Michael D. Weber, Ronan Marion, et al.. Fine-tuning of NHC copper (I) complexes bearing dipyridylamine ligands: application in photoluminescence and LEC devices: (NHC)Cu(I) Complexes bearing Dipyridylamine ligands: Synthesis, Structural, Photoluminescent Studies and Applications in Luminescent Materials. Organometallic Chemistry Directed Towards Organic Synthesis (OMCOS 18), Jun 2015, Sitges - Barcelona, Spain. . hal-02433977

**HAL Id: hal-02433977**

**<https://normandie-univ.hal.science/hal-02433977>**

Submitted on 13 Jan 2020

**HAL** is a multi-disciplinary open access archive for the deposit and dissemination of scientific research documents, whether they are published or not. The documents may come from teaching and research institutions in France or abroad, or from public or private research centers.

L'archive ouverte pluridisciplinaire **HAL**, est destinée au dépôt et à la diffusion de documents scientifiques de niveau recherche, publiés ou non, émanant des établissements d'enseignement et de recherche français ou étrangers, des laboratoires publics ou privés.



# Fine-tuning of NHC Copper (I) Complexes bearing Dipyriddyamine Ligands: Application in Photoluminescence and LEC devices.

Margaux ELIE,<sup>1</sup> Fabien SGUERRA,<sup>2</sup> Florent DI MEO,<sup>3</sup> Michael D. WEBER,<sup>4</sup> Ronan MARION,<sup>1</sup> Jean-Luc RENAUD,<sup>1</sup> Mathieu, LINARES,<sup>3,\*</sup> Matthieu HAMEL,<sup>2,\*</sup> Rubèn D. COSTA,<sup>4,\*</sup> and Sylvain GAILLARD<sup>1,\*</sup>

<sup>1</sup>LCMT, Normandie University, CNRS, UMR 6507, ENSICAEN, Caen, France

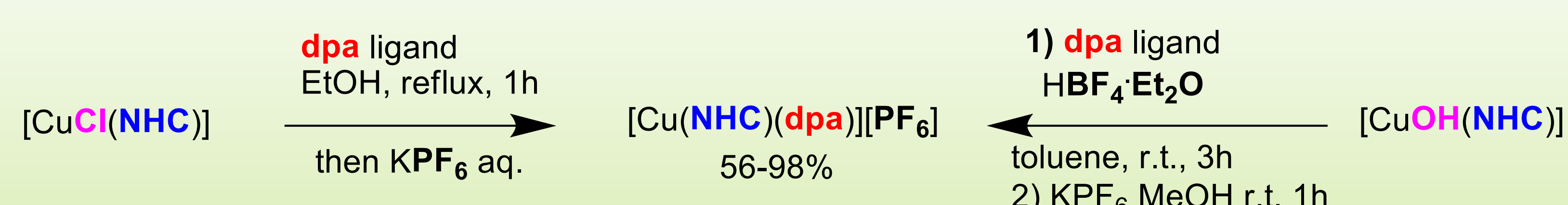
<sup>2</sup>CEA, LIST, Saclay, Laboratoire Capteurs et Architectures Electroniques, F-91191, Gif-sur-Yvette Cedex, France

<sup>3</sup>Department of Physics, Chemistry and Biology SE-581 83, Linköping University, Sweden

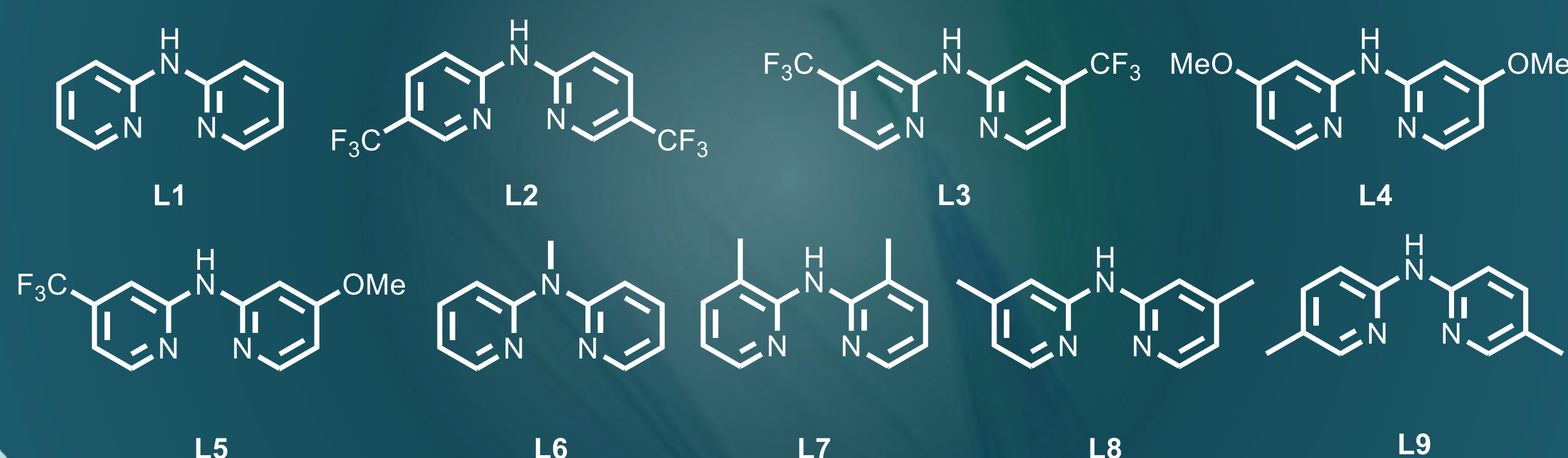
<sup>4</sup>Department of Chemistry and Pharmacy at the University of Erlangen-Nuremberg, 91058 Erlangen, Germany

E-mail: margaux.elie@ensicaen.fr

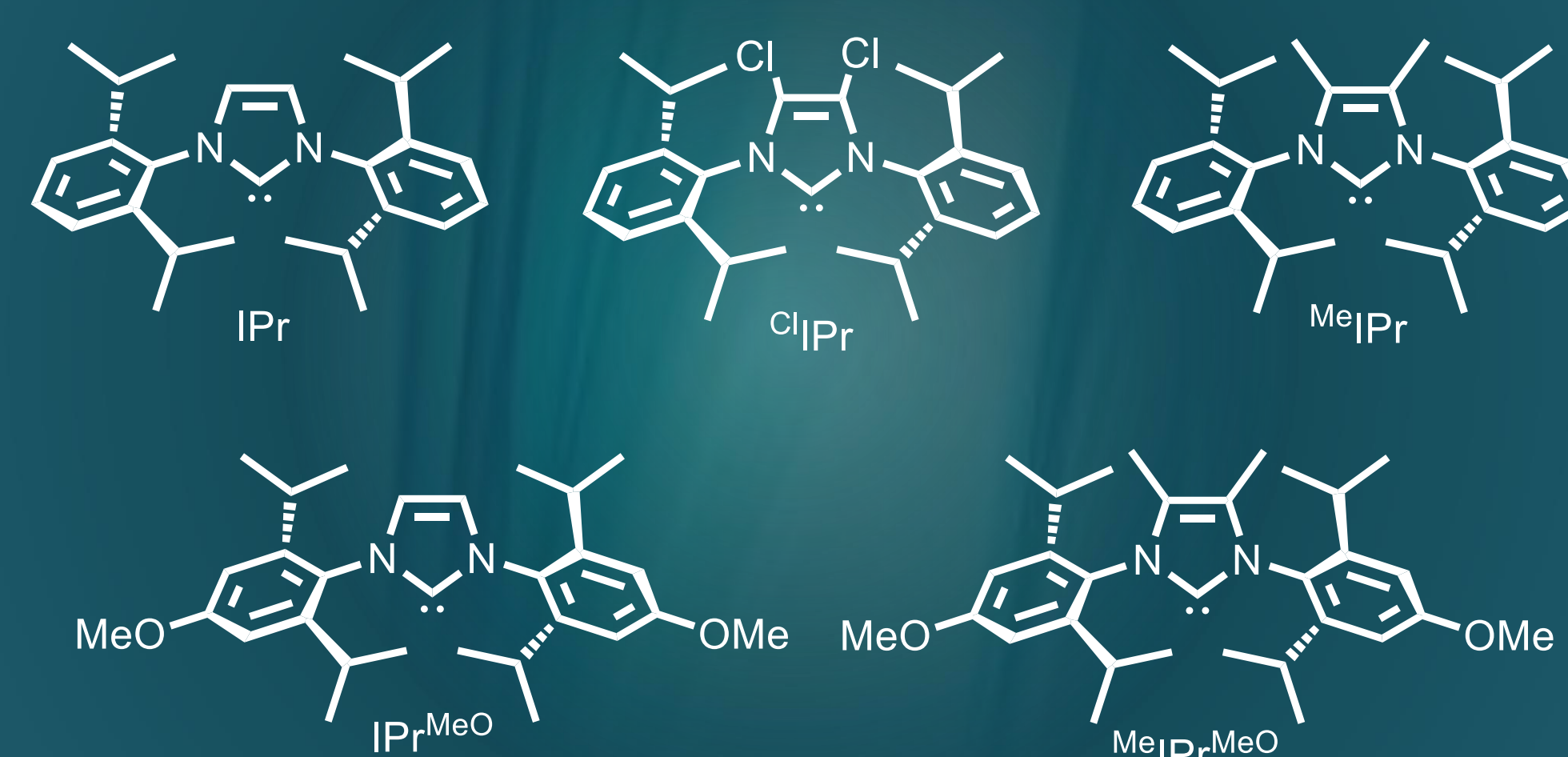
We present the synthesis of new cationic tricoordinated copper complexes bearing bidentate dipyriddyamine (dpa) ligands and NHC as ancillary ligands [Cu(NHC)(dpa)][X]. These copper complexes have been fully characterized by NMR, X-ray analysis, electrochemistry, and photophysics. Theoretical calculations were also undergone to rationalize the assignment of the photophysical properties. Some of these copper complexes exhibit very bright blue emission with high quantum yield at solid state. A variation of the electronic properties on both NHC and dipyriddyamine ligands, has been carried out and permitted to establish a structure – properties relationship, also supported by DFT and TD-DFT calculations. Since emissive cationic organometallic complexes can be good candidates for LEC (Light emitting Electrochemical Cells) applications, we presented here the proof of concept that our copper complexes of general formula [Cu(NHC)(dpa)][X] can be applied for LEC devices.<sup>[1,2]</sup>



## dpa ligands




## NHC Ligands



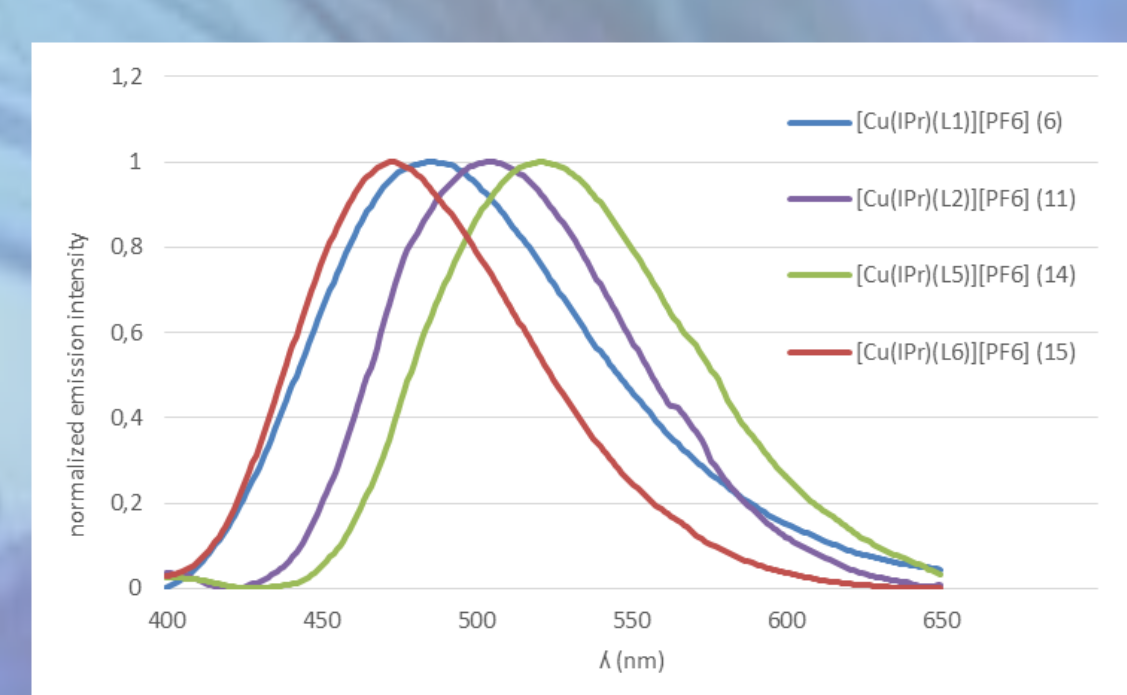
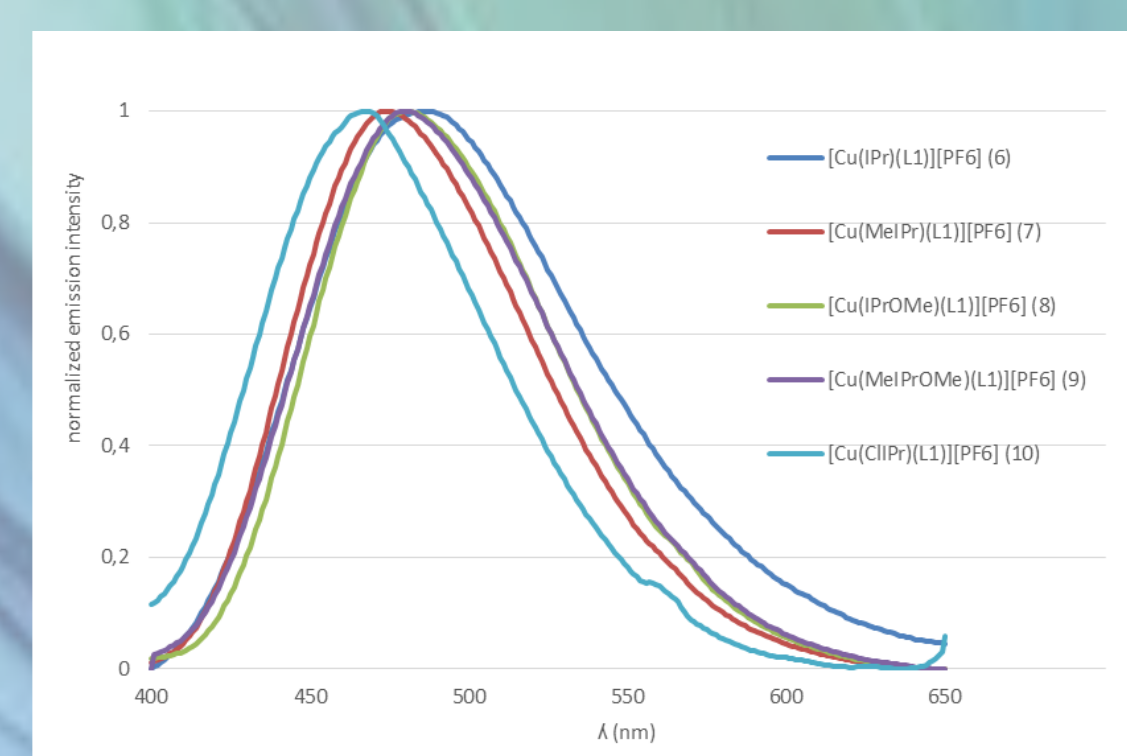
## Photophysical Properties

### Copper complexes under UV radiation (366nm)



Tuning on NHC: quantum yields improvement

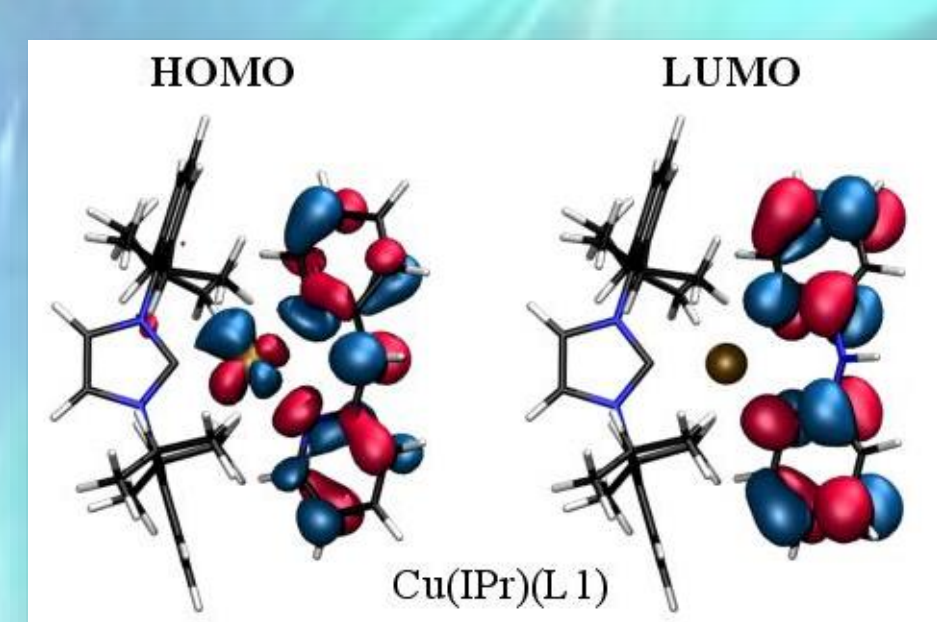

Tuning on dpa : emission wavelength modification



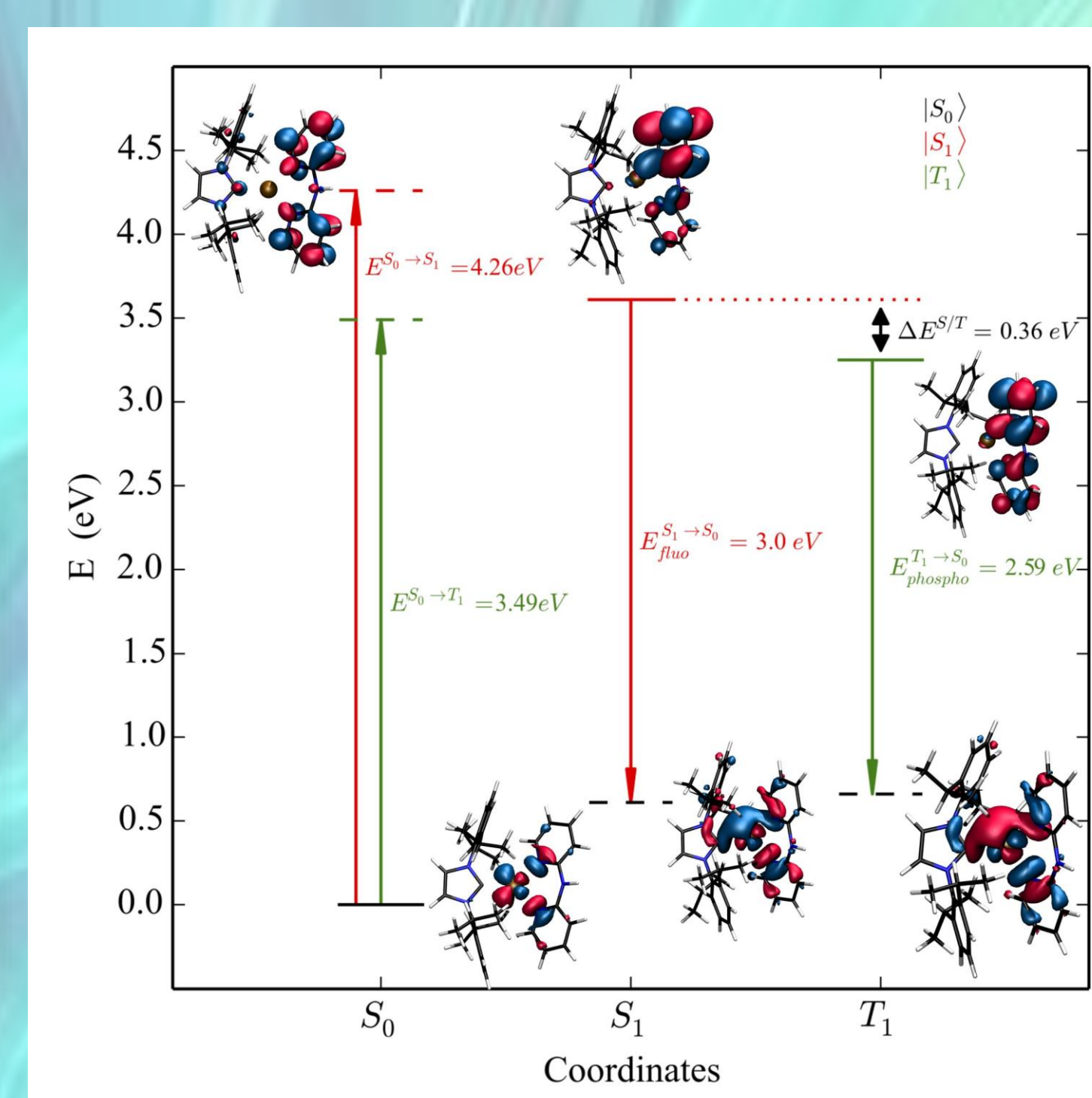
Emission spectra in solid state. Half life time of the excited state between 17 and 51 μs.

## Theoretical study

### Absorption – Emission Diagram of [Cu(IPr)(L1)]<sup>+</sup>

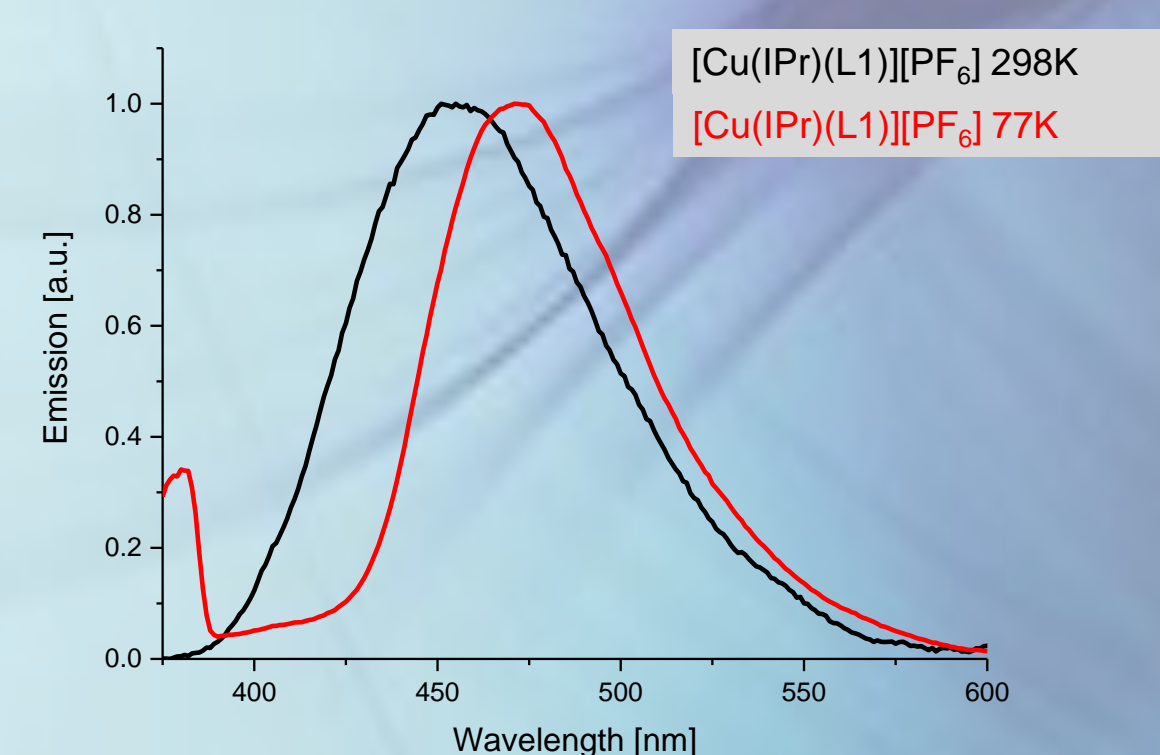


(TD-) DFT calculations (ωB97XD)



## Thermally Activated Delayed Fluorescence (TADF)

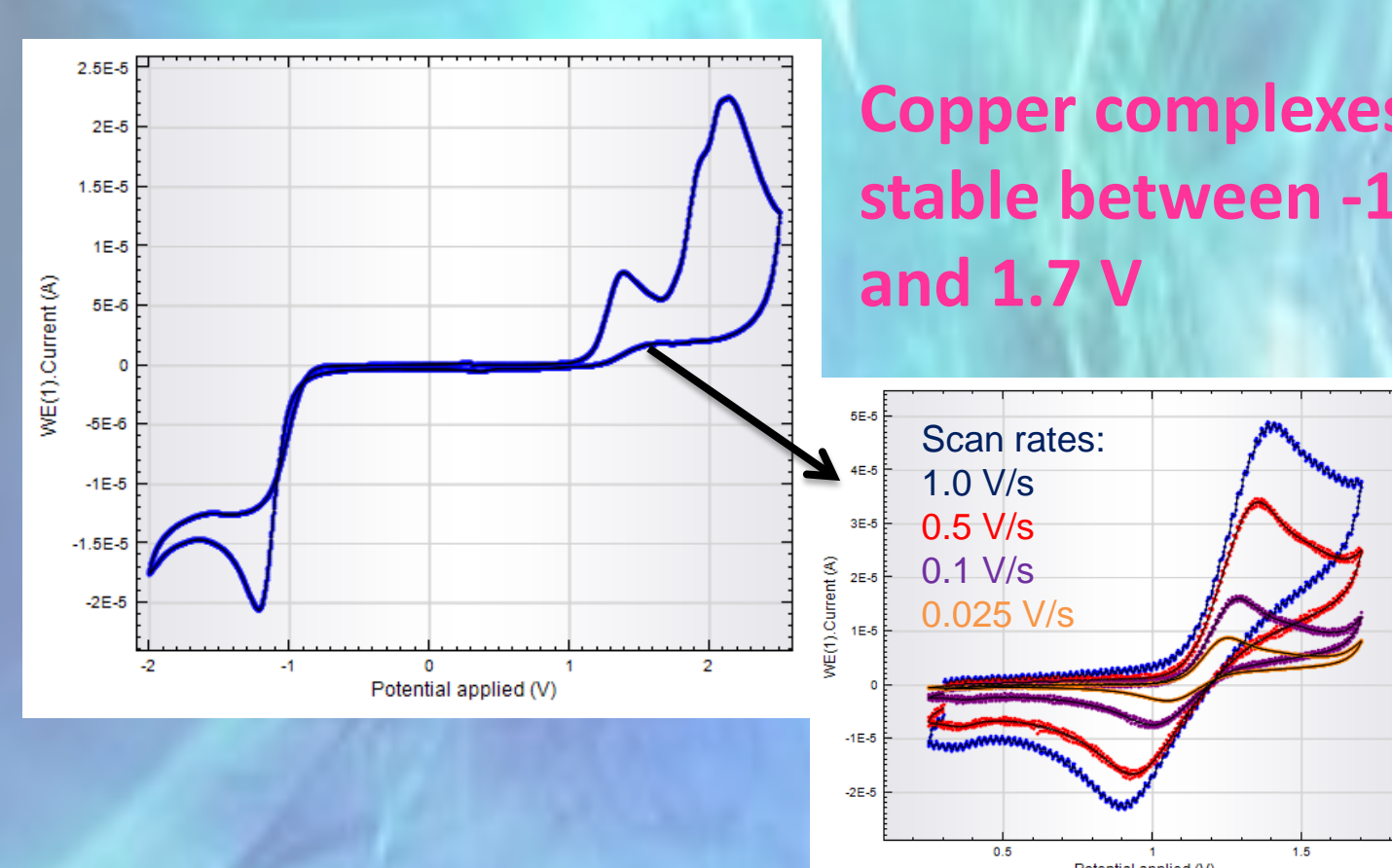
Emission spectra in solid state at 298 K and 77 K



### Calculated ΔE<sup>ST</sup>

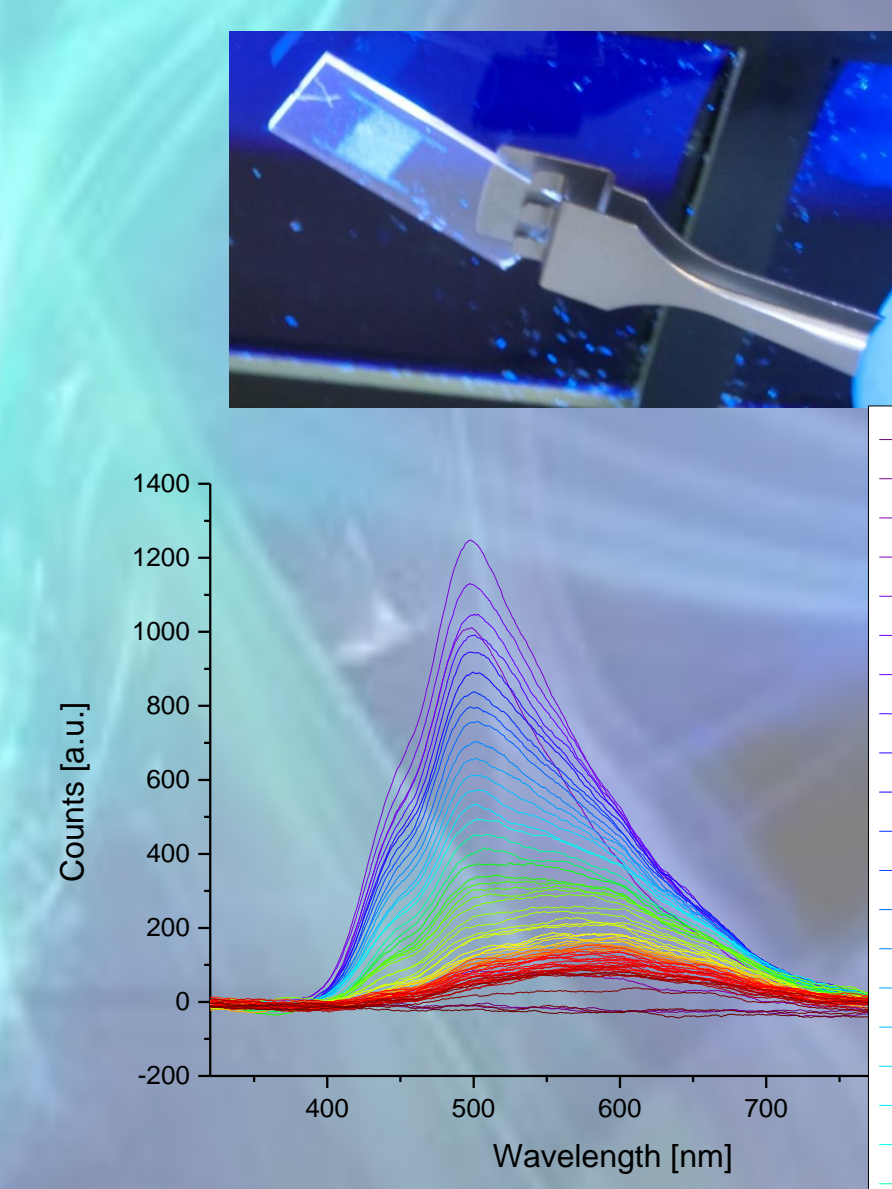
[Cu(IPr)(L1)] <sup>+</sup>	[Cu(MeIPr)(L1)] <sup>+</sup>	[Cu(IPrMeO)(L1)] <sup>+</sup>	[Cu(MeIPrMeO)(L1)] <sup>+</sup>	[Cu(ClIPr)(L1)] <sup>+</sup>
0.35	0.24	0.36	0.35	0.29
[Cu(IPr)(L2)] <sup>+</sup>	[Cu(IPr)(L3)] <sup>+</sup>	[Cu(IPr)(L4)] <sup>+</sup>	[Cu(IPr)(L5)] <sup>+</sup>	[Cu(IPr)(L6)] <sup>+</sup>
0.36	0.37	0.12	0.36	0.24

## Redox Properties



Cyclic voltammogram of complex [Cu(IPr)(L1)][PF<sub>6</sub>] in CH<sub>2</sub>Cl<sub>2</sub> containing 0.1 M NBu<sub>4</sub>PF<sub>6</sub> between -2.0 and 2.5 V. Scan rate = 0.025 V.s<sup>-1</sup>

## Application in LEC devices



## CONCLUSION

- Easy and robust syntheses for [Cu(NHC)(dpa)][X] complexes from [CuCl(NHC)] or [CuOH(NHC)].
- Tuning of the NHC ligand allows a better quantum yields

- Electronic properties of dpa ligand allows fine-tuning on the emission wavelengths (emission between 436 to 550 nm).
- TADF phenomenon assessed by the red-shift of the emission at 77K and TD-DFT calculations.

- Proof of concept for the use of [Cu(NHC)(dpa)][X] for the fabrication of LEC devices.