



Access to Isothiazolones from Simple Acrylamides by Pd-Catalyzed C–H Bond Activation

Mu-Yi Chen, Xavier Pannecoucke, Philippe Jubault, Tatiana Besset

► To cite this version:

Mu-Yi Chen, Xavier Pannecoucke, Philippe Jubault, Tatiana Besset. Access to Isothiazolones from Simple Acrylamides by Pd-Catalyzed C–H Bond Activation. *Journal of Organic Chemistry*, In press, 84 (20), pp.13194-13202. 10.1021/acs.joc.9b01872 . hal-02267936

HAL Id: hal-02267936

<https://normandie-univ.hal.science/hal-02267936>

Submitted on 5 Sep 2019

HAL is a multi-disciplinary open access archive for the deposit and dissemination of scientific research documents, whether they are published or not. The documents may come from teaching and research institutions in France or abroad, or from public or private research centers.

L'archive ouverte pluridisciplinaire **HAL**, est destinée au dépôt et à la diffusion de documents scientifiques de niveau recherche, publiés ou non, émanant des établissements d'enseignement et de recherche français ou étrangers, des laboratoires publics ou privés.

Access to Isothiazolones from Simple Acrylamides by Pd-Catalyzed C-H Bond Activation

Mu-Yi Chen, Xavier Pannecoucke, Philippe Jubault, Tatiana Besset*

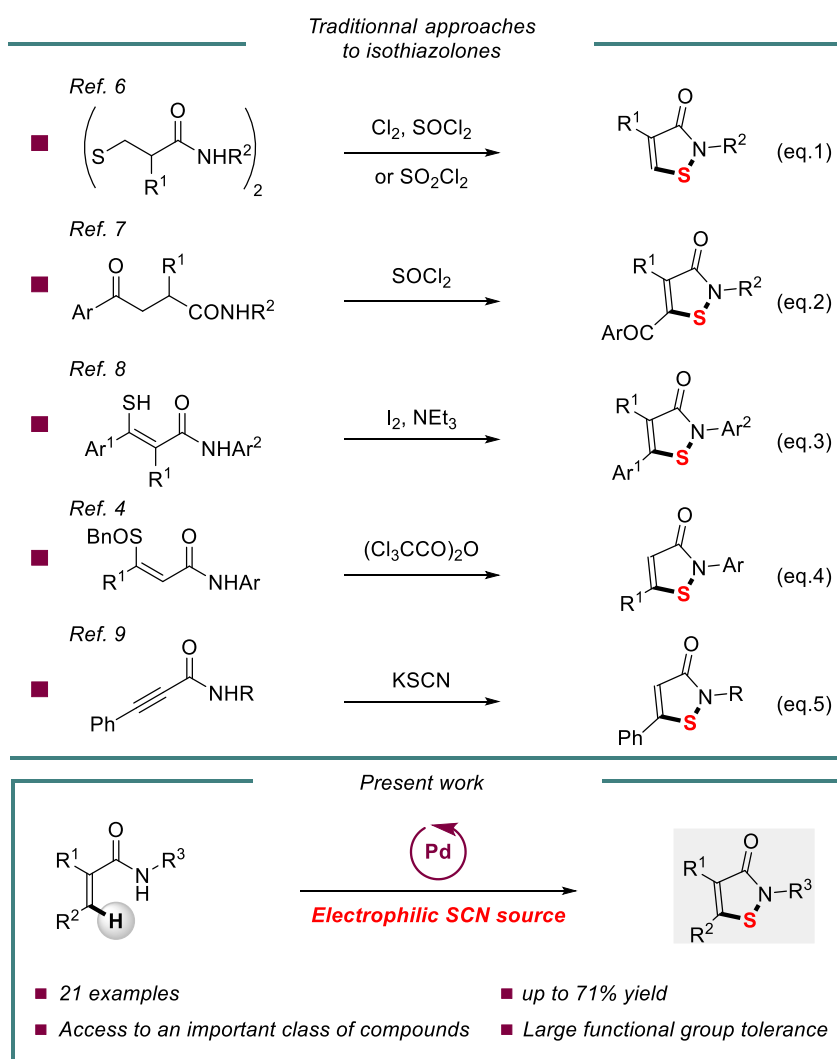
Normandie Univ, INSA Rouen, UNIROUEN, CNRS, COBRA (UMR 6014), 76000 Rouen, France.

E-mail: tatiana.besset@insa-rouen.fr

Abstract A new methodology was developed to access isothiazolone derivatives from simple acrylamides by transition metal catalyzed C-H bond functionalization. This Pd-catalyzed reaction using an electrophilic SCN source offered an efficient tool to access a panel of functionalized isothiazolone derivatives (21 examples, up to 71% yield).

Over the last years, the development of new catalytic systems to tackle unaddressed synthetic issues aroused the curiosity of the scientific community to imagine and design new tools. As part of them, the direct functionalization of a simple C-H bond appeared as an efficient way to accomplish this task and a panel of transition metal catalyzed transformations is now available.¹ With these atom- and step-economical synthetic pathways, unprecedented retrosynthetic disconnections were achieved, offering original synthetic routes towards the construction of more complex molecules.² However, it is worth mentioning that compared to the tremendous advances made for the functionalization of aromatic compounds, the transition metal catalyzed functionalization of vinylic derivatives by C-H bond activation is rather limited.³ In this context, we turned our attention to the synthesis of isothiazolone derivatives. These underexplored *N,S*-heterocycles are of high interest and found applications as antimicrobials, in paint formulation as well as in hair care products and shampoos. For instance, *N*-phenylisothiazolones with various substituents at C4 and C5 positions turned out to be good candidates as inhibitors of the histone acetyltransferase enzymes.^{4,5} Usually, *N*-substituted isothiazolones are prepared by different approaches (Scheme 1). Pioneer works from the group of Lewis in 1971, followed by several other research groups, relied on the cyclization of *N,N'*-bis-aryl-3,3'-dithiodipropionamide derivatives in the presence of chlorine gas, SOCl₂ or SO₂Cl₂ (Scheme 1, eq. 1).⁶ Isothiazolones were also prepared from 3-arylpropionic amides upon reaction with thionyl chloride (Scheme 1, eq. 2).⁷ An alternative pathway relying on an oxidative addition with iodine under basic conditions was depicted by Petraitis and co-workers starting from 3-

aryl-3-mercapto-propenamide derivatives (Scheme 1, eq. 3).⁸ Finally, complementary approaches were developed to access *N*-substituted-5-aryl/alkyl-substituted-isothiazolones. In 2009, the group of McDonald developed a Pummerer-like type reaction for the synthesis of *N*-aryl-5-aryl-isothiazolone and *N*-aryl-5-alkyl-isothiazolone compounds (Scheme 1, eq. 4).⁴ In 2017, Reddy and co-workers reported a thiocyanation/intramolecular decyanative cyclization of ynamides leading to the corresponding *N*-substituted-5-phenyl-isothiazolones (5 examples, Scheme 1, eq. 5).⁹ Compared to traditional routes, the development of alternative synthetic pathways to provide an access to various isothiazolone derivatives with good diversity at the C4 position from simple starting materials is appealing.

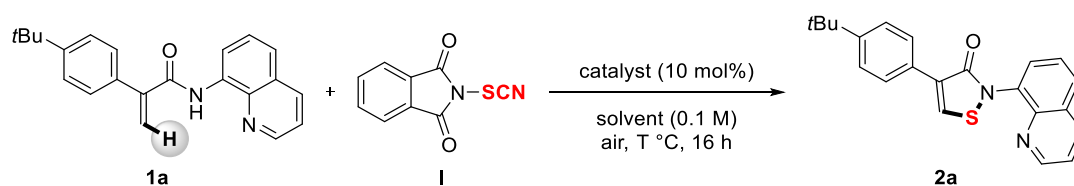


Scheme 1. Synthesis of isothiazolone derivatives: traditional approaches and present work.

Inspired by our recent investigations on the functionalization of vinylic C-H bond by transition metal catalysis,¹⁰ we sought that the reaction of an acrylamide with an electrophilic SCN source in the presence of a Pd-catalyst could afford the isothiazolone backbone selectively. Herein, we

report the first Pd-catalyzed synthesis of 4-substituted and 4,5-disubstituted isothiazolones from acrylamide derivatives.

We began our investigation using the acrylamide **1a** in presence of the electrophilic SCN source **I** under Pd catalysis at 80 °C under air. The corresponding isothiazolone derivative **2a** was selectively obtained in a 44% NMR yield.¹¹ Note that no product resulting from the thiocyanation reaction was detected.¹² First, several Pd-catalysts were tried (Table 1, entries 1-4) and PdCl₂ turned out to be the most efficient one in this transformation. Importantly, in the absence of Pd-catalyst, no reaction occurred showcasing with this control experiment its key role in the synthesis of isothiazolones (Table 1, entry 5). When the reaction was performed under inert atmosphere or in the presence of a catalytic amount of PivOH (25 mol%), similar results were obtained (Table 1, entries 6 and 7). When the temperature was lowered to 60 °C, **2a** was isolated in only 51% yield (Table 1, entry 8). On the contrary, an increase of the temperature to 100 °C and 120 °C gave similar results, the reaction at 100 °C being the most efficient one (Table 1, entries 9 and 10). Finally, when other solvents were evaluated such as 1,4-dioxane, toluene and DCE, a shutdown of the reactivity or lower yields were obtained (Table 1, entries 11-13).

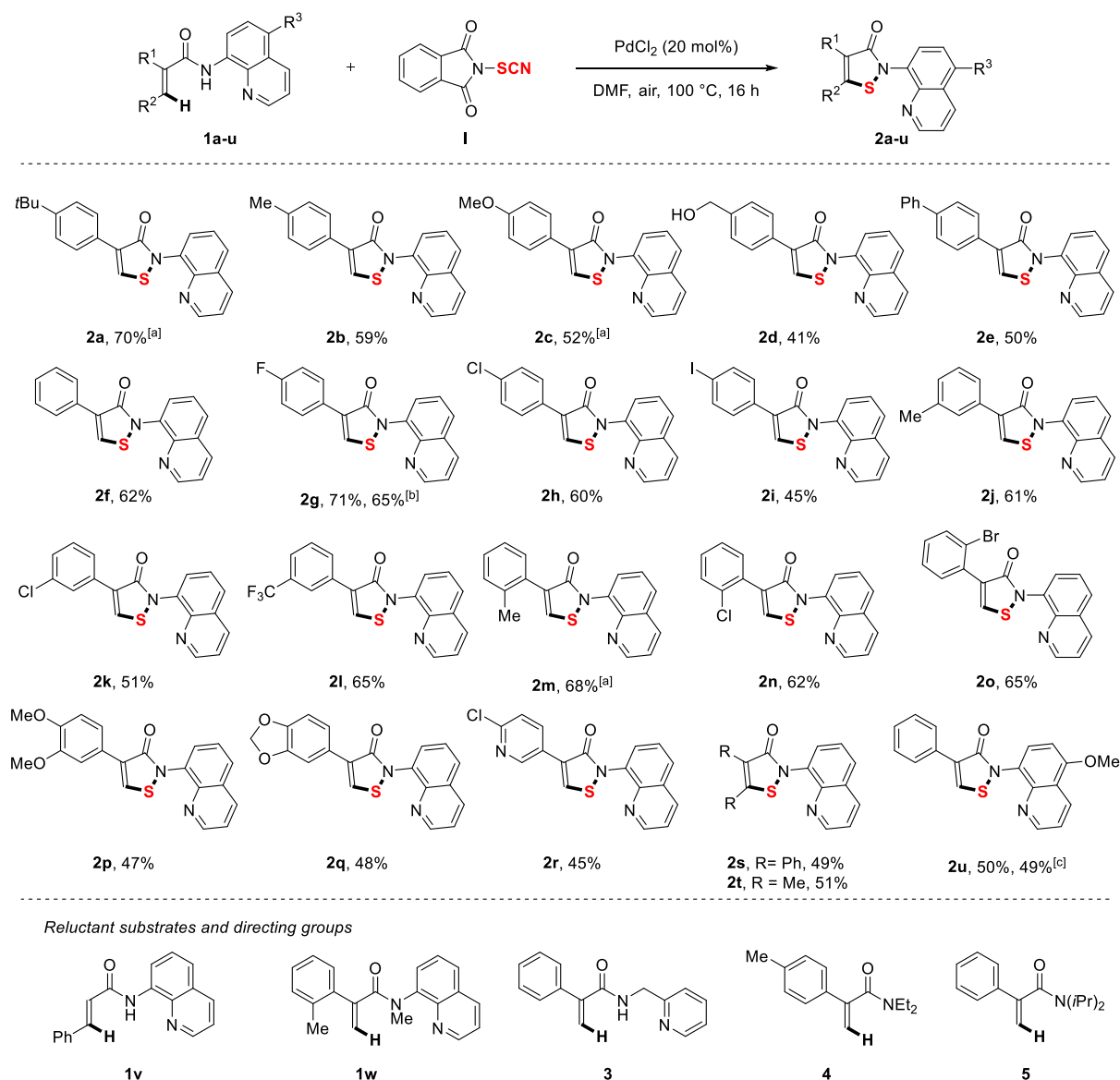
Table 1. Optimization of the reaction conditions ^a

entry	catalyst	T (°C)	solvent	¹ H NMR yield (%)
1	Pd(OAc) ₂	80	DMF	44
2	PdBr ₂	80	DMF	45
3	Pd(CH ₃ CN) ₂ Cl ₂	80	DMF	55
4	PdCl ₂	80	DMF	81, 63 ^b
5	None	80	DMF	NR
6 ^c	PdCl ₂	80	DMF	78, 61 ^b
7 ^d	PdCl ₂	80	DMF	78, 60 ^b
8	PdCl ₂	60	DMF	62, 51 ^b
9	PdCl₂	100	DMF	87, 70^b
10	PdCl ₂	120	DMF	87, 69 ^b
11	PdCl ₂	100	1,4-dioxane	NR
12	PdCl ₂	100	toluene	55
13	PdCl ₂	100	DCE	28

^a Reaction conditions: **1a** (0.1 mmol), SCN reagent **I** (0.3 mmol), catalyst (10 mol%), solvent (0.1 M), T (°C), 16 h, air. Yields determined by ¹H NMR on the crude reaction mixture using 1,1,2,2-tetrachloroethane as an internal standard. ^b Isolated yields. ^c Under Ar atmosphere. ^d Using 25 mol% of PivOH as additive. PivOH = pivalic acid. DCE = 1,2-dichloroethane. NR = no reaction.

With the best reaction conditions in hand, the scope of the transformation was investigated under Pd-catalysis. A panel of α -aryl acrylamides were functionalized in moderate to good yields (Scheme 2). Acrylamides with arenes bearing electron-rich substituents (**1a-e**) and halogens (**1g-i**) at the *para*-position were converted into the corresponding *N*-quinolyl-4-arylisothiazolones. The presence of the benzyl alcohol (compound **2d**) was a key value added since not tolerated in the previously reported reaction conditions.⁹ The substitution pattern on the aromatic ring did not have any impact on the reaction outcome as observed with **2b**, **2j** and **2m** or **2h**, **2k** and **2n**. The reaction was tolerant to various substituents such as halogens and

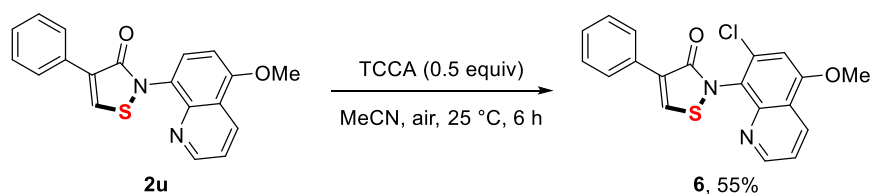
CF₃ group (**2g-i**, **2k** and **2n-o**), and no product resulting from a protodehalogenation reaction was detected. Note that the reaction was easily scaled up and **2g** was synthesized in 65% yield on a 1 mmol scale. Heteroaromatic ring was also tolerated as demonstrated with compound **2r**, although it was obtained in a somehow lower yield (45%). The reaction was not restricted to α -aryl acrylamides and challenging α,β -disubstituted acrylamides were also suitable substrates, offering an access to fully decorated isothiazolone derivatives. α -Phenyl-*trans*-cinnamide **1s** and α,β -dimethyl acrylamide **1t** were engaged in the standard reaction conditions. The transformation yielded the corresponding products **2s** and **2t** in 49% and 51% yields, respectively, offering an access to other isothiazolone derivatives and demonstrating the synthetic utility of the reaction. Finally, when the amide derived from 8-amino-5-methoxyquinoline was used as a directing group, the corresponding product **2u** was obtained in 50% and 49% yields (on 0.2 and 0.5 mmol scale, respectively). However, *trans*-cinnamide **1v** was a reluctant substrate, which highlighted the complementarity of our approach compared to some previous report.⁹ To gain more insight in the transformation, other directing groups were investigated. No reaction was observed with the amide derived from the *N*-methyl amide **1w**, highlighting the key role of the NH from the directing group in the reaction. Note that when the amide derived from the 2-(aminomethyl)pyridine **3** as well as tertiary amides **4** and **5** were used, no reaction occurred. Unfortunately, all attempts to cleave the directing group in the presence of CAN to get the free amide failed, and the starting material was fully recovered.



Scheme 2. Functionalization of acrylamides **1** into the corresponding isothiazolones **2**. Reaction conditions: **1** (0.2 mmol), **I** (0.6 mmol), PdCl₂ (20 mol%), DMF (2 mL), 100 °C, 16 h, air, isolated yields were given. [a] 10 mol% of PdCl₂ was used. [b] Reaction was performed on a 1 mmol scale using 4 equivalents of **I**. [c] Reaction was performed on a 0.5 mmol scale.

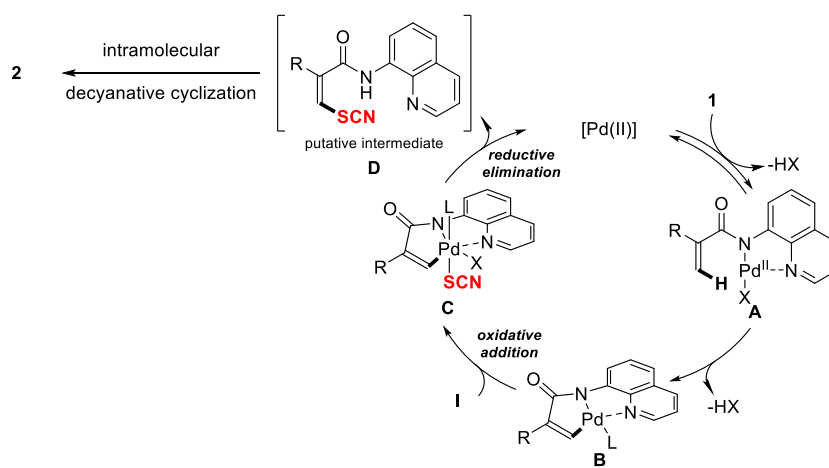
In order to further demonstrate the synthetic utility of the products **2**, an additional transformation was conducted (Scheme 3). The selective chlorination of the 8-aminoquinoline part was realized, bringing functional group diversity on that part of the molecule too. Indeed, in the presence of 0.5 equivalent of TCCA, the functionalized isothiazolone **6** was isolated in 55% yield.

Post-functionalization reaction



Scheme 3. Selective chlorination reaction of the compound **2u**

Based on our previous work regarding the functionalization of olefins according to a C-H bond functionalization via Pd-catalysis^{10c} and the fact that the transformation did not occur without a Pd-catalyst (Table 1, entry 5), a possible mechanism was suggested (Scheme 4). Subsequent to the coordination of the Pd(II)-catalyst with the bidentate directing group, which afforded the species **A**, the corresponding palladacycle (intermediate **B**) was formed. This process might occur via a concerted metalation-deprotonation step. In the presence of the electrophilic SCN source **I**, an oxidative addition reaction with the intermediate **B** led to a Pd(IV) species **C**. Then, a final reductive elimination along with the protonation of the nitrogen atom of the amide regenerated the catalyst and afforded a putative intermediate **D**, which quickly underwent an intramolecular decyanative cyclization to provide the desired isothiazolone **2**.⁹



Scheme 4. Plausible catalytic cycle

Conclusion

In this study, an original synthesis of *N*-quinolyl-4-arylisothiazolones and *N*-quinolyl-4,5-disubstituted isothiazolones was achieved under an air atmosphere. An array of heterocyclic compounds was obtained in moderate to good yields (21 examples, up to 71% yield) using simple and neutral reaction conditions. With this approach, not only 4-substituted but also 4,5-

disubstituted isothiazolone derivatives were obtained. A post-functionalization reaction further demonstrated the synthetic utility of the depicted approach. We believe that this methodology will be of high interest for the scientific community, offering a straightforward access to molecules of interest, and demonstrating further how the direct C-H bond functionalization might be used to build up more complex molecules.

Experimental Section

All reactions were carried out using oven dried glassware and magnetic stirring under an atmosphere of air unless otherwise stated. Reaction temperatures are reported as the temperature of the oil bath surrounding the vessel. Analytical thin layer chromatography was performed on silica gel aluminium plates with F-254 indicator and visualized by UV light (254 nm) and/or chemical staining with a KMnO₄ solution or a phosphomolybdic acid solution. Flash chromatography was performed on Merck silica gel (40-63 mesh) either by standard technique or by Biotage Isolera One Flash Purification System (gradient of solvents; PE = petroleum ether, Et₂O = diethyl ether). ¹H NMR spectra were recorded on a Bruker DXP 300 MHz spectrometer at 300.1 MHz, ¹³C spectra at 75.5 MHz, ¹⁹F NMR at 282.4 MHz. Chemical shifts (δ) are quoted in parts per million (ppm) relative to residual solvent peak for CDCl₃ (δ_{H} = 7.26 ppm; δ_{C} = 77.0 ppm; or relative to external CFC1₃: δ = 0.0 ppm). Coupling constants (J) are quoted in Hz. The following abbreviations were used to show the multiplicities: s: singlet, d: doublet, dd: doublet of doublet, m: multiplet. High-Resolution Mass Spectra (HRMS) were recorded on Waters LCT Premier. Infrared spectra were recorded on a Perkin Elmer FT-IR spectrometer Paragon 100 (ATR); the wave numbers (ν) are quoted in cm⁻¹. Melting points were recorded on Kofler bench and are uncorrected.

PdCl₂ was purchased from Sigma-Aldrich Ltd. Dry DMF (*N,N*-Dimethylformamide, in sealed bottle with molecular sieves) was purchased from Acros Organics Ltd. Reagent **I** was synthesized according to the literature procedure.¹³ Acrylamides **1a**,^{10c} **1b**,¹⁴ **1c**,^{10c} **1e-1f**,^{10c} **1g**,¹⁴ **1h-1i**,^{10c} **1j**,¹⁴ **1k-1l**,^{10c} **1m**,¹⁴ **1n**,^{10c} **1p**,¹⁴ **1q-1r**,^{10c} **1s**,¹⁵ **1t**,^{10c} **1u**¹⁴ were synthesized according to the preview reports in the literature. Starting materials **1v**,¹⁶ **3**,¹⁶ **4**¹⁷ and **5**^{10b} were prepared according to literature procedures.

General Procedures for the Preparation of the Starting Materials 1.

General procedure for the synthesis of 2-aryl-N-(quinolin-8-yl)acrylamides 1a-1e, 1g-1r. Oxalyl chloride (0.94 mL, 11 mmol, 1.1 equiv) was slowly added at 0 °C to a solution of the corresponding acid (10 mmol, 1.0 equiv) and DMF (3 drops) in freshly distilled CH₂Cl₂ (15 mL). After stirring at room temperature for 3 h, the solvent was removed under vacuum and the residue was dissolved in freshly distilled CH₂Cl₂ (50 mL). 8-Aminoquinoline (1.44 g, 10 mmol, 1 equiv) was added and the reaction was followed by TLC until it was completed. Water (100 mL) was added. The aqueous layers were extracted with CH₂Cl₂ (3 × 150 mL). Then, the

combined organic layers were dried over MgSO₄. Removal of the solvent under vacuum and purification of the residue by Biotage afforded the corresponding amide.

The resulting amide derived from 8-aminoquinoline (5 mmol, 1.0 equiv), (CHO)_n (0.44 g, 15 mmol, 3.0 equiv), (*n*Bu)₄NHSO₄ (0.17 g, 0.5 mmol, 0.1 equiv) and K₂CO₃ (1.04 g, 7.5 mmol, 1.5 equiv) were added in toluene (80 mL) and stirred at 80 °C. The reaction was followed by TLC until it was completed. Water (100 mL) was added. The aqueous layers were extracted with Et₂O (3 × 150 mL). Then, the combined organic layers were dried over Na₂SO₄. Removal of the solvent under vacuum and purification of the residue by Biotage afforded the desired 2-aryl-*N*-(quinolin-8-yl)acrylamides **1**.

General procedure for the synthesis of 2-Phenyl-N-(quinolin-8-yl)acrylamide 1f, 1s and 1t. Oxalyl chloride (0.47 mL, 5.5 mmol, 1.1 equiv) was slowly added at 0 °C to a solution of the corresponding acid (5 mmol, 1.0 equiv) and DMF (3 drops) in freshly distilled CH₂Cl₂ (40 mL). After stirring at room temperature for 3 h, the solvent was removed under vacuum and the residue was dissolved in freshly distilled CH₂Cl₂ (50 mL). 8-Aminoquinoline (0.72 g, 5 mmol, 1 equiv) was added and the reaction was followed by TLC until it was completed. Water (100 mL) was added. The aqueous layers were extracted with Et₂O (3 × 150 mL). Then, the combined organic layers were dried over Na₂SO₄. Removal of the solvent under vacuum and purification of the residue by Biotage afforded the desired product **1**.

N-(5-Methoxyquinolin-8-yl)-2-phenylacrylamide **1u** was prepared by using a similar procedure as the one depicted above for **1f** by replacing the 8-aminoquinoline with the 5-methoxy-8-aminoquinoline.

General procedure for the synthesis of N-methyl-N-(quinolin-8-yl)-2-(o-tolyl)acrylamide 1w.¹⁸ To a suspension of sodium hydride (60%) (80 mg, 2 mmol, 2.0 equiv) in dry DMF (5 mL), was added a solution of **1m** (288 mg, 1 mmol, 1 equiv) in dry DMF (10 mL) at 0 °C. Then, the reaction mixture was warmed to room temperature and stirred for 0.5 h. Then, methyl iodide (81 µL, 1.3 mmol, 1.3 equiv) was added dropwise and the reaction was stirred at 25 °C for 3 h. The reaction was diluted with CH₂Cl₂ (30 mL) and the organic layer was washed with water (3 × 15 mL), dried over Na₂SO₄. Removal of the solvent under vacuum and purification of the residue by Biotage afforded the desired product **1w**.

Purification and Characterization of the Starting Materials **1**.

2-(4-(Hydroxymethyl)phenyl)-N-(quinolin-8-yl)-acrylamide (1d): Purification by silica gel column chromatography (Biotage system 25 g, height 80 mm, width 30 mm, eluent: petroleum ether/diethyl ether, from 100/0 to 50/50). Yield: 45% (684 mg). *R_f* (petroleum ether/diethyl ether, 50/50): 0.41. White solid; m.p.: 96-97 °C. ¹H NMR (300.1 MHz, CDCl₃): δ 10.25 (brs, 1H), 8.87 (d, *J* = 7.2 Hz, 1H), 8.72-8.59 (m, 1H), 8.11 (d, *J* = 8.1 Hz, 1H), 7.63-7.31 (m, 7H), 6.27 (s, 1H), 5.82 (s, 1H), 4.74 (s, 2H). Note that the proton of OH was not visible. ¹³C{¹H} NMR (75.5 MHz, CDCl₃): δ 165.9, 148.3, 145.6, 141.4, 138.6, 136.2, 135.9, 134.4, 128.4, 127.9, 127.3, 127.1, 121.9, 121.9, 121.5, 116.7, 64.9. IR (neat, cm⁻¹) ν: 3455, 3350, 2855, 1670, 1522, 1485, 1426, 1389, 1166, 1031, 826, 667. HRMS (ESI⁺): calcd for C₁₉H₁₇N₂O₂ *m/z* 305.1290 [M+H]⁺, found 305.1277 (-4.3 ppm).

2-(2-Bromophenyl)-N-(quinolin-8-yl)-acrylamide (1o): Purification by silica gel column chromatography (Biotage system 25 g, height 80 mm, width 30 mm, eluent: petroleum ether/diethyl ether, from 100/0 to 75/25). Yield: 66% (1.18 g). R_f (petroleum ether/diethyl ether, 50/50): 0.52. Red solid; m.p.: 123-124 °C. ^1H NMR (300.1 MHz, CDCl_3): δ 9.90 (brs, 1H), 8.69 (dd, $J = 7.5$ Hz, 1.2 Hz, 1H), 8.37-8.32 (m, 1H), 7.90-7.82 (m, 1H), 7.49 (d, $J = 7.8$, 1H), 7.36-7.23 (m, 4H), 7.17-7.09 (m, 2H), 6.44 (d, $J = 1.2$ Hz, 1H), 5.55 (d, $J = 0.9$ Hz, 1H). $^{13}\text{C}\{^1\text{H}\}$ NMR (75.5 MHz, CDCl_3): δ 163.7, 148.2, 145.3, 138.6, 138.3, 136.1, 134.4, 133.0, 131.7, 130.1, 127.8, 127.8, 127.3, 125.7, 123.8, 121.7, 121.5, 116.4. IR (neat, cm^{-1}) ν : 3328, 1675, 1523, 1484, 1385, 1325, 1027, 790, 762, 682. HRMS (ESI^+): calcd for $\text{C}_{18}\text{H}_{14}\text{BrN}_2\text{O}$ m/z 353.0290 $[\text{M}+\text{H}]^+$, found 353.0296 (1.7 ppm).

N-Methyl-N-(quinolin-8-yl)-2-(o-tolyl)-acrylamide (1w): Purification by silica gel column chromatography (Biotage system 25 g, height 80 mm, width 30 mm, eluent: petroleum ether/diethyl ether, from 100/0 to 75/25). Yield: 70% (211 mg). R_f (petroleum ether/diethyl ether, 50/50): 0.59. Yellow oil. ^1H NMR (300.1 MHz, CDCl_3): δ 8.87-8.73 (m, 1H), 7.99 (dd, $J = 8.4$ Hz, 1.5 Hz, 1H), 7.67-7.53 (m, 1H), 7.38-7.16 (m, 3H), 6.66-6.50 (m, 2H), 6.57-6.45 (m, 1H), 6.33-6.18 (m, 1H), 6.07 (s, 1H), 5.22 (s, 1H), 3.54 (s, 3H), 2.11 (s, 3H). $^{13}\text{C}\{^1\text{H}\}$ NMR (75.5 MHz, CDCl_3): δ 171.2, 149.7, 146.9, 143.7, 140.4, 136.8, 135.4, 135.1, 129.0, 128.6, 128.6, 128.1, 127.7, 126.3, 125.7, 124.6, 123.5, 121.2, 37.8, 19.7. IR (neat, cm^{-1}) ν : 2965, 2932, 1639, 1613, 1391, 1354, 1281, 1197, 1086, 945, 834, 796. HRMS (ESI^+): calcd for $\text{C}_{20}\text{H}_{19}\text{N}_2\text{O}$ m/z 303.1497 $[\text{M}+\text{H}]^+$, found 303.1501 (1.3 ppm).

General Procedure for the Synthesis of Derivatives 2.

A dried tube was loaded with PdCl_2 (7.1 mg, 0.04 mmol, 20 mol%), reagent **I** (122.4 mg, 0.6 mmol, 3.0 equiv) and amide **1** (0.2 mmol, 1.0 equiv). Then DMF (2 mL) was injected. The tube was sealed with a cap and the suspension was stirred at 100 °C (oil bath) for 16 h. After cooling down, the reaction was diluted with Et_2O (30 mL). Then, the organic layers were washed by water (2 x 10 mL), by an aqueous saturated NaHCO_3 solution (10 mL), dried over Na_2SO_4 , and solvents were removed under vacuum. The residue was directly purified by silica gel column chromatography to give the desired product **2**. Note that for some compounds (see Scheme 2 in the manuscript), 10 mol% PdCl_2 were used (3.5 mg, 0.02 mmol).

Purification and Characterization of the Isothiazolones 2.

2-(Quinolin-8-yl)-4-(4-(tert-butyl)phenyl)-isothiazol-3(2H)-one (2a): Purification by silica gel column chromatography (height 18 cm, width 1.5 cm, eluent: *n*-pentane/ethyl acetate, from 100/0 to 75/25 to 50/50). Yield: 70% (50 mg). R_f (*n*-pentane/ethyl acetate, 50/50): 0.39. White solid; m.p.: 244-245 °C. ^1H NMR (300.1 MHz, CDCl_3): δ 9.00-8.93 (m, 1H), 8.43 (s, 1H), 8.23 (d, $J = 7.5$ Hz, 1H), 8.05 (d, $J = 7.2$ Hz, 1H), 7.94-7.84 (m, 3H), 7.68-7.59 (m, 1H), 7.51-7.42 (m, 3H), 1.35 (s, 9H). $^{13}\text{C}\{^1\text{H}\}$ NMR (75.5 MHz, CDCl_3): δ 167.3, 151.0, 150.6, 143.9, 136.4, 135.2, 134.2, 133.7, 129.8, 129.6, 129.3, 128.9, 126.5, 126.3, 125.5, 123.7, 123.5, 121.8, 34.6, 31.3. IR (neat, cm^{-1}) ν : 2960, 1623, 1609, 1500, 1471, 1315, 1267, 831, 786. HRMS (ESI^+): calcd for $\text{C}_{22}\text{H}_{21}\text{N}_2\text{OS}$ m/z 361.1375 $[\text{M}+\text{H}]^+$, found 361.1388 (3.6 ppm).

2-(*Quinolin-8-yl*)-4-(4-methylphenyl)-isothiazol-3(2*H*)-one (**2b**): Purification by silica gel column chromatography (height 18 cm, width 1.5 cm, eluent: *n*-pentane/ethyl acetate, from 100/0 to 75/25 to 50/50). Yield: 59% (38 mg). R_f (*n*-pentane/ethyl acetate, 50/50): 0.37. White solid; m.p.: 206-207 °C. ^1H NMR (300.1 MHz, CDCl_3): δ 8.96 (dd, $J = 4.2$ Hz, 1.8 Hz, 1H), 8.42 (s, 1H), 8.22 (dd, $J = 8.4$ Hz, 1.8 Hz, 1H), 8.04 (dd, $J = 7.2$ Hz, 1.2 Hz, 1H), 7.93-7.83 (m, 3H), 7.67-7.60 (m, 1H), 7.50-7.41 (m, 1H), 7.25-7.20 (m, 2H), 2.38 (s, 3H). $^{13}\text{C}\{^1\text{H}\}$ NMR (75.5 MHz, CDCl_3): δ 167.2, 150.6, 143.9, 137.8, 136.4, 135.0, 133.7, 129.8, 129.6, 129.3, 129.2, 128.9, 126.6, 126.2, 123.6, 121.8, 21.3. IR (neat, cm^{-1}) ν : 1647, 1495, 1387, 1267, 1186, 828, 793, 615, 529. HRMS (ESI^+): calcd for $\text{C}_{19}\text{H}_{15}\text{N}_2\text{OS}$ m/z 319.0905 $[\text{M}+\text{H}]^+$, found 319.0902 (-0.9 ppm).

2-(*Quinolin-8-yl*)-4-(4-methoxyphenyl)-isothiazol-3(2*H*)-one (**2c**): Purification by silica gel column chromatography (height 18 cm, width 1.5 cm, eluent: *n*-pentane/ethyl acetate, from 100/0 to 75/25 to 50/50). Yield: 52% (35 mg). R_f (*n*-pentane/ethyl acetate, 50/50): 0.30. Yellow solid; m.p.: 142-143 °C. ^1H NMR (300.1 MHz, CDCl_3): δ 9.01-8.92 (m, 1H), 8.37 (s, 1H), 8.22 (d, $J = 8.1$ Hz, 1H), 8.02 (d, $J = 7.5$ Hz, 1H), 7.98-7.84 (m, 3H), 7.69-7.58 (m, 1H), 7.50-7.40 (m, 1H), 6.96 (d, $J = 8.7$ Hz, 2H), 3.83 (s, 3H). $^{13}\text{C}\{^1\text{H}\}$ NMR (75.5 MHz, CDCl_3): δ 167.2, 159.4, 150.7, 144.0, 136.3, 134.0, 133.8, 129.7, 129.3, 128.9, 128.0, 126.2, 125.4, 123.3, 121.8, 113.9, 55.3. IR (neat, cm^{-1}) ν : 2932, 2839, 1642, 1544, 1498, 1387, 1274, 1252, 1178, 1030, 822, 795, 759, 577. HRMS (ESI^+): calcd for $\text{C}_{19}\text{H}_{15}\text{N}_2\text{O}_2\text{S}$ m/z 335.0854 $[\text{M}+\text{H}]^+$, found 335.0866 (3.6 ppm).

2-(*Quinolin-8-yl*)-4-(4-(hydroxymethyl)phenyl)-isothiazol-3(2*H*)-one (**2d**): Purification by silica gel column chromatography (height 18 cm, width 1.5 cm, eluent: *n*-pentane/ethyl acetate, from 100/0 to 75/25 to 50/50). Yield: 41% (27 mg). R_f (*n*-pentane/ethyl acetate, 50/50): 0.22. Yellow solid; m.p.: 176-177 °C. ^1H NMR (300.1 MHz, CDCl_3): δ 9.01-8.93 (m, 1H), 8.51 (s, 1H), 8.25 (dd, $J = 8.1$ Hz, 1.8 Hz, 1H), 8.09-7.89 (m, 4H), 7.72-7.59 (m, 1H), 7.53-7.40 (m, 3H), 4.62 (s, 2H). Note that, the proton of OH is not visible. $^{13}\text{C}\{^1\text{H}\}$ NMR (75.5 MHz, CDCl_3): δ 167.0, 150.7, 143.9, 137.0, 136.4, 136.2, 133.6, 132.7, 129.6, 129.3, 129.0, 128.8, 127.0, 126.2, 123.0, 121.9, 46.1. IR (neat, cm^{-1}) ν : 3053, 2921, 2850, 1628, 1599, 1497, 1471, 1320, 1259, 1203, 1132, 822, 783, 662. HRMS (ESI^+): calcd for $\text{C}_{19}\text{H}_{15}\text{N}_2\text{O}_2\text{S}$ m/z 335.0854 $[\text{M}+\text{H}]^+$, found 335.0864 (3.0 ppm).

2-(*Quinolin-8-yl*)-4-([1,1'-biphenyl]-4-yl)-isothiazol-3(2*H*)-one (**2e**): Purification by silica gel column chromatography (height 18 cm, width 1.5 cm, eluent: *n*-pentane/ethyl acetate, from 100/0 to 75/25 to 50/50). Yield: 50% (38 mg). R_f (*n*-pentane/ethyl acetate, 50/50): 0.33. Yellow solid; m.p.: 166-167 °C. ^1H NMR (300.1 MHz, CDCl_3): δ 9.02-8.93 (m, 1H), 8.53 (s, 1H), 8.24 (dd, $J = 8.4$ Hz, 1.5 Hz, 1H), 8.11-8.03 (m, 3H), 7.92 (d, $J = 7.2$ Hz, 1H), 7.71-7.58 (m, 5H), 7.50-7.32 (m, 4H). $^{13}\text{C}\{^1\text{H}\}$ NMR (75.5 MHz, CDCl_3): δ 167.1, 150.7, 143.9, 140.7, 140.6, 136.4, 135.7, 133.6, 131.6, 129.6, 129.3, 129.0, 128.7, 127.3, 127.2, 127.0, 126.2, 123.5, 123.2, 121.9. IR (neat, cm^{-1}) ν : 2921, 1732, 1637, 1495, 1385, 1260, 1081, 823, 794, 765, 606. HRMS (ESI^+): calcd for $\text{C}_{24}\text{H}_{17}\text{N}_2\text{OS}$ m/z 381.1062 $[\text{M}+\text{H}]^+$, found 381.1055 (-1.8 ppm).

2-(Quinolin-8-yl)-4-phenyl-isothiazol-3(2H)-one (2f): Purification by silica gel column chromatography (height 18 cm, width 1.5 cm, eluent: *n*-pentane/ethyl acetate, from 100/0 to 75/25 to 50/50). Yield: 62% (37 mg). R_f (*n*-pentane/ethyl acetate, 50/50): 0.42. Yellow solid; m.p.: 222-223 °C. ^1H NMR (300.1 MHz, CDCl_3): δ 8.98-8.91 (m, 1H), 8.47 (s, 1H), 8.20 (dd, $J = 7.2$ Hz, 1.2 Hz, 1H), 8.06-7.85 (m, 4H), 7.66-7.58 (m, 1H), 7.48-7.30 (m, 4H). $^{13}\text{C}\{^1\text{H}\}$ NMR (75.5 MHz, CDCl_3): δ 166.6, 150.8, 150.5, 147.5, 143.8, 136.9, 136.5, 136.5, 133.1, 129.6, 129.4, 127.6, 126.2, 124.1, 122.0, 119.4. IR (neat, cm^{-1}) ν : 3092, 1646, 1596, 1501, 1458, 1316, 1273, 1104, 823, 784, 613, 477. HRMS (ESI^+): calcd for $\text{C}_{18}\text{H}_{13}\text{N}_2\text{OS}$ m/z 305.0749 $[\text{M}+\text{H}]^+$, found 305.0756 (2.3 ppm).

2-(Quinolin-8-yl)-4-(4-fluorophenyl)-isothiazol-3(2H)-one (2g): Purification by silica gel column chromatography (height 18 cm, width 1.5 cm, eluent: *n*-pentane/ethyl acetate, from 100/0 to 75/25 to 66/34). Yield: 71% (46 mg), 65% (209 mg) on 1 mmol scale. R_f (*n*-pentane/ethyl acetate, 50/50): 0.43. Yellow solid; m.p.: 209-210 °C. ^1H NMR (300.1 MHz, CDCl_3): δ 9.00-8.93 (m, 1H), 8.44 (s, 1H), 8.24 (d, $J = 8.1$ Hz, 1H), 8.03 (d, $J = 7.2$ Hz, 1H), 7.99-7.89 (m, 3H), 7.70-7.61 (m, 1H), 7.52-7.43 (m, 1H), 7.15-7.05 (m, 2H). ^{19}F NMR (282.4 MHz, CDCl_3): δ -113.9 to -114.2 (m, 1F). $^{13}\text{C}\{^1\text{H}\}$ NMR (75.5 MHz, CDCl_3): δ 167.0, 162.5 (d, $J = 247.6$ Hz), 150.7, 144.0, 136.4, 135.5, 133.6, 129.6, 129.3, 129.1, 128.7 (d, $J = 3.0$ Hz), 128.5 (d, $J = 8.3$ Hz), 126.2, 122.6, 121.9, 115.4 (d, $J = 21.1$ Hz). IR (neat, cm^{-1}) ν : 3064, 1635, 1551, 1499, 1389, 1215, 1166, 810, 785, 561, 530. HRMS (ESI^+): calcd for $\text{C}_{18}\text{H}_{12}\text{FN}_2\text{OS}$ m/z 323.0654 $[\text{M}+\text{H}]^+$, found 323.0650 (-1.2 ppm).

2-(Quinolin-8-yl)-4-(4-chlorophenyl)-isothiazol-3(2H)-one (2h): Purification by silica gel column chromatography (height 18 cm, width 1.5 cm, eluent: *n*-pentane/ethyl acetate, from 100/0 to 75/25 to 50/50). Yield: 60% (41 mg). R_f (*n*-pentane/ethyl acetate, 50/50): 0.40. Yellow solid; m.p.: 208-209 °C. ^1H NMR (300.1 MHz, CDCl_3): δ 9.00-8.93 (m, 1H), 8.49 (s, 1H), 8.24 (d, $J = 8.1$ Hz, 1H), 8.11 (d, $J = 7.5$ Hz, 1H), 7.98-7.89 (m, 3H), 7.70-7.61 (m, 1H), 7.52-7.45 (m, 1H), 7.42-7.36 (m, 2H). $^{13}\text{C}\{^1\text{H}\}$ NMR (75.5 MHz, CDCl_3): δ 166.9, 150.7, 143.9, 136.4, 136.0, 133.8, 133.5, 131.0, 129.6, 129.3, 129.1, 128.7, 127.9, 126.2, 122.4, 121.9. IR (neat, cm^{-1}) ν : 3048, 1721, 1632, 1538, 1470, 1388, 1317, 1279, 1090, 1012, 811, 786, 611, 523, 474. HRMS (ESI^+): calcd for $\text{C}_{18}\text{H}_{12}\text{ClN}_2\text{OS}$ m/z 339.0359 $[\text{M}+\text{H}]^+$, found 339.0360 (0.3 ppm).

2-(Quinolin-8-yl)-4-(4-iodophenyl)-isothiazol-3(2H)-one (2i): Purification by silica gel column chromatography (height 18 cm, width 1.5 cm, eluent: *n*-pentane/ethyl acetate, from 100/0 to 75/25 to 50/50). Yield: 45% (39 mg). R_f (*n*-pentane/ethyl acetate, 50/50): 0.37. Yellow solid; m.p.: 215-216 °C. ^1H NMR (300.1 MHz, CDCl_3): δ 9.00-8.92 (m, 1H), 8.50 (s, 1H), 8.23 (dd, $J = 8.4$ Hz, 1.5 Hz, 1H), 8.02 (dd, $J = 7.2$ Hz, 0.9 Hz, 1H), 7.92 (d, $J = 8.1$ Hz, 1H), 7.78-7.62 (m, 5H), 7.51-7.43 (m, 1H). $^{13}\text{C}\{^1\text{H}\}$ NMR (75.5 MHz, CDCl_3): δ 166.8, 150.7, 143.9, 137.6, 136.4, 136.1, 133.4, 132.0, 129.6, 129.3, 129.1, 128.3, 126.2, 122.4, 121.9, 93.7. IR (neat, cm^{-1}) ν : 3044, 2162, 1630, 1532, 1470, 1388, 1321, 1198, 1004, 827, 799, 609, 523. HRMS (ESI^+): calcd for $\text{C}_{18}\text{H}_{12}\text{IN}_2\text{OS}$ m/z 430.9715 $[\text{M}+\text{H}]^+$, found 430.9708 (-1.6 ppm).

2-(Quinolin-8-yl)-4-(3-methylphenyl)-isothiazol-3(2H)-one (2j): Purification by silica gel column chromatography (height 18 cm, width 1.5 cm, eluent: *n*-pentane/ethyl acetate, from 100/0 to 75/25 to 50/50). Yield: 61% (39 mg). R_f (*n*-pentane/ethyl acetate, 50/50): 0.36. Yellow solid; m.p.: 180-181 °C. ^1H NMR (300.1 MHz, CDCl_3): δ 9.00-8.92 (m, 1H), 8.46 (s, 1H), 8.22 (dd, $J = 8.4$ Hz, 1.2 Hz, 1H), 8.03 (d, $J = 7.5$ Hz, 1H), 7.89 (d, $J = 8.1$ Hz, 1H), 7.83 (s, 1H), 7.72 (d, $J = 7.8$ Hz, 1H), 7.67-7.58 (m, 1H), 7.50-7.41 (m, 1H), 7.36-7.27 (m, 1H), 7.20-7.12 (m, 1H), 2.39 (s, 3H). $^{13}\text{C}\{^1\text{H}\}$ NMR (75.5 MHz, CDCl_3): δ 167.1, 150.6, 143.9, 138.0, 136.3, 135.8, 133.7, 132.5, 129.5, 129.2, 128.9, 128.7, 128.3, 127.3, 126.1, 123.8, 123.6, 121.8, 21.5. IR (neat, cm^{-1}) ν : 3048, 1644, 1496, 1380, 1324, 1278, 1149, 830, 787, 693, 608. HRMS (ESI^+): calcd for $\text{C}_{19}\text{H}_{15}\text{N}_2\text{OS}$ m/z 319.0905 $[\text{M}+\text{H}]^+$, found 319.0913 (2.5 ppm).

2-(Quinolin-8-yl)-4-(3-chlorophenyl)-isothiazol-3(2H)-one (2k): Purification by silica gel column chromatography (height 18 cm, width 1.5 cm, eluent: *n*-pentane/ethyl acetate, from 100/0 to 75/25 to 50/50). Yield: 51% (35 mg). R_f (*n*-pentane/ethyl acetate, 50/50): 0.39. Yellow solid; m.p.: 150-151 °C. ^1H NMR (300.1 MHz, CDCl_3): δ 9.00-8.91 (m, 1H), 8.51 (s, 1H), 8.23 (d, $J = 8.1$ Hz, 1H), 8.06-7.98 (m, 2H), 7.94-7.82 (m, 2H), 7.70-7.59 (m, 1H), 7.50-7.43 (m, 1H), 7.38-7.28 (m, 2H). $^{13}\text{C}\{^1\text{H}\}$ NMR (75.5 MHz, CDCl_3): δ 166.8, 150.7, 143.9, 136.7, 136.4, 134.5, 134.2, 133.4, 129.7, 129.6, 129.3, 129.1, 128.0, 126.6, 126.2, 124.7, 122.1, 121.9. IR (neat, cm^{-1}) ν : 3064, 1727, 1651, 1596, 1502, 1472, 1319, 1280, 1149, 825, 778, 608. HRMS (ESI^+): calcd for $\text{C}_{18}\text{H}_{12}\text{ClN}_2\text{OS}$ m/z 339.0359 $[\text{M}+\text{H}]^+$, found 339.0364 (1.5 ppm).

2-(Quinolin-8-yl)-4-(3-(trifluoromethyl)phenyl)-isothiazol-3(2H)-one (2l): Purification by silica gel column chromatography (height 18 cm, width 1.5 cm, eluent: *n*-pentane/ethyl acetate, from 100/0 to 75/25 to 50/50). Yield: 65% (48 mg). R_f (*n*-pentane/ethyl acetate, 50/50): 0.34. Yellow solid; m.p.: 140-141 °C. ^1H NMR (300.1 MHz, CDCl_3): δ 9.01-8.89 (m, 1H), 8.58 (s, 1H), 8.33-8.10 (m, 3H), 8.06-7.98 (m, 1H), 7.91 (d, $J = 8.1$ Hz, 1H), 7.69-7.43 (m, 4H). ^{19}F NMR (282.4 MHz, CDCl_3): δ -63.1 (s, 3F). $^{13}\text{C}\{^1\text{H}\}$ NMR (75.5 MHz, CDCl_3): δ 166.8, 150.7, 143.9, 137.1, 136.4, 133.3, 133.2, 130.1 (q, $J = 32.5$ Hz), 129.7 (q, $J = 1.1$ Hz), 129.6, 129.3, 129.2, 128.9, 126.1, 124.4 (q, $J = 3.8$ Hz), 124.1 (q, $J = 277.1$ Hz), 123.3 (q, $J = 3.8$ Hz), 121.9. IR (neat, cm^{-1}) ν : 3053, 1651, 1503, 1473, 1391, 1331, 1262, 1114, 1072, 826, 789. HRMS (ESI^+): calcd for $\text{C}_{19}\text{H}_{12}\text{F}_3\text{N}_2\text{OS}$ m/z 373.0622 $[\text{M}+\text{H}]^+$, found 373.0612 (-2.7 ppm).

2-(Quinolin-8-yl)-4-(2-methylphenyl)-isothiazol-3(2H)-one (2m): Purification by silica gel column chromatography (height 18 cm, width 1.5 cm, eluent: *n*-pentane/ethyl acetate, from 100/0 to 75/25 to 50/50). Yield: 68% (43 mg). R_f (*n*-pentane/ethyl acetate, 50/50): 0.36. White solid; m.p.: 156-157 °C. ^1H NMR (300.1 MHz, CDCl_3): δ 8.98-8.93 (m, 1H), 8.27-8.16 (m, 2H), 8.09 (d, $J = 7.5$ Hz, 1H), 7.85 (d, $J = 8.1$ Hz, 1H), 7.66-7.57 (m, 1H), 7.49-7.40 (m, 2H), 7.30-7.19 (m, 3H), 2.44 (s, 3H). $^{13}\text{C}\{^1\text{H}\}$ NMR (75.5 MHz, CDCl_3): δ 167.2, 150.3, 143.6, 138.2, 137.3, 136.3, 133.9, 132.6, 130.4, 130.2, 129.2, 129.0, 128.5, 128.3, 126.2, 125.8, 125.7, 121.7, 20.3. IR (neat, cm^{-1}) ν : 3064, 2927, 1651, 1592, 1501, 1472, 1312, 1130, 829, 744, 606, 452. HRMS (ESI^+): calcd for $\text{C}_{19}\text{H}_{15}\text{N}_2\text{OS}$ m/z 319.0905 $[\text{M}+\text{H}]^+$, found 319.0901 (-1.3 ppm).

2-(*Quinolin-8-yl*)-4-(2-chlorophenyl)-isothiazol-3(2*H*)-one (**2n**): Purification by silica gel column chromatography (height 18 cm, width 1.5 cm, eluent: *n*-pentane/ethyl acetate, from 100/0 to 75/25 to 50/50). Yield: 62% (42 mg). R_f (*n*-pentane/ethyl acetate, 50/50): 0.41. Yellow solid; m.p.: 84-85 °C. ^1H NMR (300.1 MHz, CDCl_3): δ 9.01-8.94 (m, 1H), 8.67 (s, 1H), 8.22 (dd, $J = 8.1$ Hz, 1.5 Hz, 1H), 8.11 (dd, $J = 7.5$ Hz, 1.2 Hz, 1H), 7.88 (dd, $J = 8.1$ Hz, 0.9 Hz, 1H), 7.81 (dd, $J = 7.5$ Hz, 2.1 Hz, 1H), 7.67-7.58 (m, 1H), 7.52-7.44 (m, 2H), 7.36-7.24 (m, 2H). $^{13}\text{C}\{^1\text{H}\}$ NMR (75.5 MHz, CDCl_3): δ 167.1, 150.4, 143.5, 140.5, 136.4, 133.6, 132.9, 131.3, 131.2, 130.0, 129.2, 129.1, 129.1, 128.6, 126.7, 126.2, 121.8, 121.2. IR (neat, cm^{-1}) ν : 3053, 2233, 1628, 1498, 1468, 1387, 1320, 907, 823, 723, 564. HRMS (ESI^+): calcd for $\text{C}_{18}\text{H}_{12}\text{ClN}_2\text{OS}$ m/z 339.0359 $[\text{M}+\text{H}]^+$, found 339.0374 (4.4 ppm).

2-(*Quinolin-8-yl*)-4-(2-bromophenyl)-isothiazol-3(2*H*)-one (**2o**): Purification by silica gel column chromatography (height 18 cm, width 1.5 cm, eluent: *n*-pentane/ethyl acetate, from 100/0 to 75/25 to 50/50). Yield: 65% (50 mg). R_f (*n*-pentane/ethyl acetate, 50/50): 0.38. Yellow solid. m.p.: 64-65 °C. ^1H NMR (300.1 MHz, CDCl_3): δ 9.03-8.93 (m, 1H), 8.62 (s, 1H), 8.22 (dd, $J = 8.4$ Hz, 1.5 Hz, 1H), 8.12 (dd, $J = 7.8$ Hz, 1.2 Hz, 1H), 7.87 (d, $J = 8.4$ Hz, 1H), 7.74-7.59 (m, 3H), 7.51-7.42 (m, 1H), 7.41-7.32 (m, 1H), 7.24-7.15 (m, 1H). $^{13}\text{C}\{^1\text{H}\}$ NMR (75.5 MHz, CDCl_3): δ 167.0, 150.3, 143.5, 140.5, 136.4, 133.6, 133.3, 133.2, 131.6, 129.4, 129.2, 129.0, 128.5, 127.3, 126.2, 123.2, 123.1, 121.8. IR (neat, cm^{-1}) ν : 2927, 2233, 1721, 1629, 1595, 1498, 1469, 1320, 1283, 823, 723, 607. HRMS (ESI^+): calcd for $\text{C}_{18}\text{H}_{12}\text{BrN}_2\text{OS}$ m/z 384.9833 $[\text{M}+\text{H}]^+$, found 384.9840 (1.8 ppm).

2-(*Quinolin-8-yl*)-4-(3,4-dimethoxyphenyl)-isothiazol-3(2*H*)-one (**2p**): Purification by silica gel column chromatography (height 18 cm, width 1.5 cm, eluent: *n*-pentane/ethyl acetate, from 100/0 to 50/50 to 34/66). Yield: 47% (34 mg). R_f (*n*-pentane/ethyl acetate, 50/50): 0.15. Yellow solid; m.p.: 209-210 °C. ^1H NMR (300.1 MHz, CDCl_3): δ 9.02-8.91 (m, 1H), 8.42 (s, 1H), 8.25 (d, $J = 8.4$ Hz, 1H), 8.02 (d, $J = 7.5$ Hz, 1H), 7.93 (d, $J = 8.1$ Hz, 1H), 7.82-7.75 (m, 1H), 7.71-7.61 (m, 1H), 7.54-7.39 (m, 2H), 6.93 (d, $J = 8.4$ Hz, 1H), 3.92 (s, 6H). $^{13}\text{C}\{^1\text{H}\}$ NMR (75.5 MHz, CDCl_3): δ 167.3, 150.8, 148.9, 148.8, 144.1, 136.4, 134.2, 133.7, 129.9, 129.4, 129.2, 126.3, 125.7, 123.1, 121.9, 119.2, 111.1, 109.9, 55.9, 55.9. IR (neat, cm^{-1}) ν : 2960, 2916, 1643, 1497, 1330, 1244, 1135, 1022, 795, 593. HRMS (ESI^+): calcd for $\text{C}_{20}\text{H}_{17}\text{N}_2\text{O}_3\text{S}$ m/z 365.0960 $[\text{M}+\text{H}]^+$, found 365.0964 (1.1 ppm).

2-(*Quinolin-8-yl*)-4-(benzo[d][1,3]dioxol-5-yl)-isothiazol-3(2*H*)-one (**2q**): Purification by silica gel column chromatography (height 18 cm, width 1.5 cm, eluent: *n*-pentane/ethyl acetate, from 100/0 to 75/25 to 50/50). Yield: 48% (34 mg). R_f (*n*-pentane/ethyl acetate, 50/50): 0.28. Yellow solid; m.p.: 234-235 °C. ^1H NMR (300.1 MHz, CDCl_3): δ 9.03-8.91 (m, 1H), 8.36 (s, 1H), 8.24 (d, $J = 8.1$ Hz, 1H), 8.02 (d, $J = 7.2$ Hz, 1H), 7.91 (d, $J = 8.1$ Hz, 1H), 7.73-7.60 (m, 1H), 7.56-7.41 (m, 3H), 6.87 (d, $J = 8.4$ Hz, 1H), 5.98 (s, 2H). $^{13}\text{C}\{^1\text{H}\}$ NMR (75.5 MHz, CDCl_3): δ 167.0, 150.7, 147.8, 147.4, 144.0, 136.4, 134.5, 133.7, 129.6, 129.3, 129.0, 126.8, 126.2, 123.2, 121.9, 120.6, 108.4, 107.3, 101.1. IR (neat, cm^{-1}) ν : 3097, 2921, 1628, 1490, 1388, 1323, 1257, 1108, 1032, 932, 821, 801, 768, 615. HRMS (ESI^+): calcd for $\text{C}_{19}\text{H}_{13}\text{N}_2\text{O}_3\text{S}$ m/z 349.0647 $[\text{M}+\text{H}]^+$, found 349.0651 (1.1 ppm).

2-(Quinolin-8-yl)-4-(6-chloropyridin-3-yl)-isothiazol-3(2H)-one (2r): Purification by silica gel column chromatography (height 18 cm, width 1.5 cm, eluent: *n*-pentane/ethyl acetate, from 100/0 to 66/34 to 50/50). Yield: 45% (31 mg). R_f (*n*-pentane/ethyl acetate, 50/50): 0.22. Yellow solid; m.p.: 151-152 °C. ^1H NMR (300.1 MHz, CDCl_3): δ 8.99-8.92 (m, 1H), 8.91-8.83 (m, 1H), 8.61 (s, 1H), 8.40 (dd, $J = 8.1$ Hz, 2.4 Hz, 1H), 8.25 (dd, $J = 8.4$ Hz, 1.5 Hz, 1H), 8.02 (d, $J = 7.5$ Hz, 1H), 7.94 (d, $J = 8.1$ Hz, 1H), 7.70-7.61 (m, 1H), 7.54-7.45 (m, 1H), 7.38 (d, $J = 8.4$ Hz, 1H). $^{13}\text{C}\{^1\text{H}\}$ NMR (75.5 MHz, CDCl_3): δ 166.6, 150.8, 150.4, 147.5, 143.8, 136.9, 136.5, 136.4, 133.1, 129.6, 129.4, 129.3, 127.6, 126.2, 124.0, 122.0, 119.3. IR (neat, cm^{-1}) ν : 3053, 1651, 1500, 1470, 1318, 1145, 1276, 824, 762, 694, 605. HRMS (ESI $^+$): calcd for $\text{C}_{17}\text{H}_{11}\text{ClN}_3\text{OS}$ m/z 340.0311 $[\text{M}+\text{H}]^+$, found 340.0308 (-0.9 ppm).

2-(Quinolin-8-yl)-4,5-diphenyl-isothiazol-3(2H)-one (2s): Purification by silica gel column chromatography (height 18 cm, width 1.5 cm, eluent: *n*-pentane/ethyl acetate, from 100/0 to 66/34 to 50/50). Yield: 49% (38 mg). R_f (*n*-pentane/ethyl acetate, 50/50): 0.31. Yellow solid; m.p.: 229-230 °C. ^1H NMR (300.1 MHz, CDCl_3): δ 9.05-8.96 (m, 1H), 8.25 (d, $J = 8.4$ Hz, 1H), 8.19 (d, $J = 7.5$ Hz, 1H), 7.89 (d, $J = 8.1$ Hz, 1H), 7.69-7.61 (m, 1H), 7.52-7.45 (m, 3H), 7.40-7.27 (m, 8H). $^{13}\text{C}\{^1\text{H}\}$ NMR (75.5 MHz, CDCl_3): δ 168.0, 152.9, 150.3, 143.6, 136.5, 133.9, 132.4, 131.0, 130.1, 130.0, 129.3, 129.0, 128.9, 128.5, 128.3, 128.2, 127.7, 126.3, 121.8, 121.6. IR (neat, cm^{-1}) ν : 2921, 1652, 1502, 823, 779. 695, 601, 508. HRMS (ESI $^+$): calcd for $\text{C}_{24}\text{H}_{17}\text{N}_2\text{OS}$ m/z 381.1062 $[\text{M}+\text{H}]^+$, found 381.1078 (4.2 ppm).

2-(Quinolin-8-yl)-4,5-dimethyl-isothiazol-3(2H)-one (2t): Purification by silica gel column chromatography (height 18 cm, width 1.5 cm, eluent: *n*-pentane/ethyl acetate, from 100/0 to 66/34 to 75/25). Yield: 51% (26 mg). R_f (*n*-pentane/ethyl acetate, 50/50): 0.12. Yellow solid; m.p.: 200-201 °C. ^1H NMR (300.1 MHz, CDCl_3): δ 9.02-8.92 (m, 1H), 8.22 (dd, $J = 8.4$ Hz, 1.5 Hz, 1H), 7.97 (d, $J = 7.2$ Hz, 1H), 7.87 (d, $J = 8.1$ Hz, 1H), 7.67-7.56 (m, 1H), 7.49-7.40 (m, 1H), 2.40 (s, 3H), 2.07 (s, 3H). $^{13}\text{C}\{^1\text{H}\}$ NMR (75.5 MHz, CDCl_3): δ 169.4, 150.4, 147.4, 144.1, 136.3, 134.1, 129.3, 129.3, 128.4, 126.3, 121.7, 118.6, 13.1, 10.7. IR (neat, cm^{-1}) ν : 2916, 1634, 1496, 1328, 829, 793. 695, 624, 509. HRMS (ESI $^+$): calcd for $\text{C}_{14}\text{H}_{13}\text{N}_2\text{OS}$ m/z 257.0749 $[\text{M}+\text{H}]^+$, found 257.0745 (-1.6 ppm).

2-(5-Methoxyquinolin-8-yl)-4-phenyl-isothiazol-3(2H)-one (2u): Purification by silica gel column chromatography (height 18 cm, width 1.5 cm, eluent: *n*-pentane/ethyl acetate, from 100/0 to 75/25 to 50/50). Yield: 50% (33 mg), 49% (82 mg) on 0.5 mmol scale. R_f (*n*-pentane/ethyl acetate, 50/50): 0.40. Yellow solid; m.p.: 156-157 °C. ^1H NMR (300.1 MHz, CDCl_3): δ 9.03-8.84 (m, 1H), 8.61 (d, $J = 8.4$ Hz, 1H), 8.45 (s, 1H), 7.97 (d, $J = 7.2$ Hz, 2H), 7.87 (d, $J = 7.8$ Hz, 1H), 7.50-7.30 (m, 4H), 6.92 (d, $J = 8.4$ Hz, 1H), 4.03 (s, 3H). $^{13}\text{C}\{^1\text{H}\}$ NMR (75.5 MHz, CDCl_3): δ 167.2, 155.9, 151.1, 144.9, 135.4, 132.7, 131.2, 130.5, 128.5, 127.9, 126.7, 125.9, 123.7, 121.6, 120.9, 103.7, 56.0. IR (neat, cm^{-1}) ν : 3070, 1728, 1656, 1590, 1477, 1369, 1276, 1153, 1091, 811, 770, 695, 610. HRMS (ESI $^+$): calcd for $\text{C}_{19}\text{H}_{15}\text{N}_2\text{O}_2\text{S}$ m/z 335.0854 $[\text{M}+\text{H}]^+$, found 335.0864 (3.0 ppm).

Post-functionalization reaction of the product 2u.¹⁸ In a dried tube was added **2u** (33.4 mg, 0.1 mmol) and TCCA (23.2 mg, 0.1 mmol, 1 equiv) under air. Then acetonitrile (1 mL) was injected. The tube was sealed with a cap and the suspension was stirred at room temperature for 6 h. The reaction was diluted with acetonitrile (15 mL). Then, the organic layers were washed by water (2 x 10 mL), by an aqueous saturated NaHCO₃ solution (10 mL), dried over Na₂SO₄, and solvents were removed under vacuum. The residue was directly purified by silica gel column chromatography to afford the desired product **6** (20 mg, 55%).

N-(7-Chloro-5-methoxyquinolin-8-yl)-4-phenyl-isothiazol-3(2*H*)-one (**6**): Purification by silica gel column chromatography (height 18 cm, width 1.5 cm, eluent: *n*-pentane/ethyl acetate, from 100/0 to 75/25). Yield: 55% (20 mg). *R*_f (*n*-pentane/ethyl acetate, 50/50): 0.65. Yellow solid; m.p.: 166-167 °C. ¹H NMR (300.1 MHz, CDCl₃): δ 8.99-8.89 (m, 1H), 8.56-8.44 (m, 2 H), 8.08 (s, 1H), 7.94 (d, *J* = 7.5 Hz, 2H), 7.60-7.32 (m, 4H), 4.08 (s, 3H). ¹³C{¹H} NMR (75.5 MHz, CDCl₃): δ 167.1, 152.1, 150.7, 143.5, 136.0, 132.4, 131.3, 131.1, 130.3, 128.5, 128.1, 126.7, 124.9, 123.6, 123.1, 122.3, 61.9. IR (neat, cm⁻¹) ν: 3064, 3031, 2949, 1645, 1585, 1469, 1367, 1257, 1168, 1080, 978, 876, 769, 690, 578. HRMS (ESI⁺): calcd for C₁₉H₁₄ClN₂O₂S *m/z* 369.0465 [M+H]⁺, found 369.0461 (-1.1 ppm).

Supporting Information: spectral data for all new compounds found in the SI.

Acknowledgments

This work was partially supported by INSA Rouen, Rouen University, CNRS, EFRD, Labex SynOrg (ANR-11-LABX-0029), Région Normandie (Crunch Network), the French National Research Agency (ANR-17-CE07-0038-01) and Innovation Chimie Carnot (I2C). T. B. thanks the European Research Council (ERC) under the European Union's Horizon 2020 research and innovation program (grant agreement no. 758710). M.-Y.C. thanks the French National Research Agency for a doctoral fellowship (ANR-17-CE07-0038-01).

References

- 1 For selected reviews, see: (a) Lyons, T. M.; Sanford, M. S. Palladium-catalyzed ligand-directed C–H functionalization reactions. *Chem. Rev.* **2010**, *110*, 1147–1169. (b) Jazzar, R.; Hitce, J.; Renaudat, A.; Sofack-Kreutzer, J.; Baudoin, O. Functionalization of organic molecules by transition-metal-catalyzed C(sp³)-H activation. *Chem. Eur. J.* **2010**, *16*, 2654–2672. (c) Engle, K.; Mei, T.-S.; Wasa, M.; Yu, J.-Q. Weak coordination as a powerful means for developing broadly useful C–H functionalization reactions. *Acc. Chem. Res.* **2011**, *45*, 788–802. (d) Kuhl, N.; Hopkinson, M. N.; Wencel-Delord, J.; Glorius, F. Beyond directing groups: transition-metal-catalyzed C–H activation of simple arenes. *Angew. Chem. Int. Ed.* **2012**, *51*, 10236–10254. (e) Chen, Z.-K.; Wang, B.; Zhang, J.-T.; Yu, W.-L.; Liu, Z.-X.; Zhang, Y.-H. Transition metal-catalyzed C–H bond functionalizations by the use of diverse directing groups. *Org. Chem. Front.* **2015**, *2*, 1107–1295. (f) Pototschnig G.; Maulide N.; Schnurch M. Direct Functionalization of C-H Bonds by Iron, Nickel, and Cobalt Catalysis. *Chem. Eur. J.* **2017**, *23*, 9206–9232. (g) Sambiagio, C.; Schonbauer, D.; Blicke, R.; Dao-Huy, T.; Pototschnig, G.; Schaaf, P.; Wiesinger, T.; Zai, M. F.; Wencel-Delord, J.; Besset, T.; Maes, B. U. W.; Schnurch, M. A comprehensive overview of directing groups applied in metal-catalysed C–H functionalisation chemistry. *Chem. Soc. Rev.* **2018**, *47*, 6603–6743. (h) Ma, C.; Fang, P.; Mei, T.-S. Recent advances in C–H functionalization using electrochemical transition metal

catalysis. *ACS. Catal.* **2018**, *8*, 7179–7189. (i) Xu, Y.; Dong, G.-B. sp^3 C–H activation via exo-type directing groups. *Chem. Sci.* **2018**, *9*, 1424–1432. (j) Gandeepan, P.; Muller, T.; Zell, D.; Cera, G.; Warratz, S.; Ackermann, L. 3d Transition Metals for C–H Activation. *Chem. Rev.* **2019**, *119*, 2192–2452. (k) For an issue on C–H bond activation, see: *Chem. Rev.* **2017**, *117*, 8481–9520.

2 For selected reviews, see: (a) McMurray, L.; O'Hara, F.; Gaunt, M. J. Recent developments in natural product synthesis using metal-catalysed C–H bond functionalisation. *Chem. Soc. Rev.* **2011**, *40*, 1885–1898. (b) Yamaguchi, J.; Yamaguchi, A. D.; Itami, K. C–H Bond functionalization: emerging synthetic tools for natural products and pharmaceuticals. *Angew. Chem. Int. Ed.* **2012**, *51*, 8960–9009. (c) Chen, D. Y.-K.; Youn, S. W. C–H Activation: a complementary tool in the total synthesis of complex natural products. *Chem. Eur. J.* **2012**, *18*, 9452–9474. (d) Schonherr, H.; Cernak, T. Profound methyl effects in drug discovery and a call for new C–H methylation reactions. *Angew. Chem. Int. Ed.* **2013**, *52*, 12256–12267. (e) Cernak, T.; Dykstra, K. D.; Tyagarajan, S.; Vachal, P.; Krska, S. W. The medicinal chemist's toolbox for late stage functionalization of drug-like molecules. *Chem. Soc. Rev.* **2016**, *45*, 546. (f) Abrams, D. J.; Provencher, P. A.; Sorensen, E. J. Recent applications of C–H functionalization in complex natural product synthesis. *Chem. Soc. Rev.* **2018**, *47*, 8925–8967. For selected examples, see: (g) Brady, P. B.; Bhat, V. Recent applications of Rh- and Pd-catalyzed $\text{C}(\text{sp}^3)$ –H functionalization in natural product total synthesis. *Eur. J. Org. Chem.* **2017**, 5179–5190. (h) Dailler, D.; Danoun, G.; Baudoin, O. A general and scalable synthesis of aeruginosin marine natural products based on two strategic $\text{C}(\text{sp}^3)$ –H activation reactions. *Angew. Chem. Int. Ed.* **2015**, *54*, 4919–4922.

3 Wang, K.; Hu, F.; Zhang, Y.; Wang, J. Directing group-assisted transition-metal-catalyzed vinylic C–H bond functionalization. *Sci. China. Chem.* **2015**, *58*, 1252–1265 and references therein.

4 Gorsuch, S.; Bavetsias, V.; Rowlands, M. G.; Aherne, G. W.; Workman, P.; Jarman, M.; McDonald, E. Synthesis of isothiazol-3-one derivatives as inhibitors of histone acetyltransferases (HATs). *Bioorg. Med. Chem.* **2009**, *17*, 467–474.

5 Stimson, L.; Rowlands, M. G.; Newbatt, Y. M.; Smith, N. F.; Raynaud, F. I.; Rogers, P.; Bavetsias, V.; Gorsuch, S.; Jarman, M.; Bannister, A.; Kouzarides, T.; McDonald, E.; Workman, P.; Aherne, G. W. Isothiazolones as inhibitors of PCAF and p300 histone acetyltransferase activity. *Mol. Cancer Ther.* **2005**, *4*, 1521–1532.

6 (a) Lewis, S. N.; Miller, G. A.; Hausman, M.; Szamborski, E. C. Isothiazoles I: 4-Isothiazolin-3-ones. A general synthesis from 3,3'-dithiodipropionamides. *J. Heterocyclic. Chem.* **1971**, *8*, 571–580. (b) Weiler, E. D.; Petigara, R. B.; Wolfersberger, M. H.; Miller, G. A. Isothiazoles IX. Halogenation of 2-substituted-4-isothiazolin-3-ones. *J. Heterocycl. Chem.* **1977**, *14*, 627–630. (c) Bell, A. S.; Fishwick, C. W. G.; Reed, E. J. Facile palladium catalyzed functionalization of 1,2-isothiazoline-3-ones. *Tetrahedron Lett.* **1994**, *35*, 6551–6554. (d) Casoni, A.; Celentano, G.; Clerici, F.; Contini, A.; Gelmi, M. L.; Mazzeo, G.; Pellegrino, S.; Rosini, C. Enantioselective synthesis, chiroptical properties and absolute configuration of 3-aminosubstituted isothiazole S-oxides. *Tetrahedron: Asym.* **2009**, *20*, 2247–2256. (e) Csakai, A.; Smith, C.; Davis, E.; Martinko, A.; Coulup, S.; Yin, H. Saccharin derivatives as inhibitors of interferon-mediated inflammation. *J. Med. Chem.* **2014**, *57*, 5348–5355.

7 (a) Goerdeler, J.; Mittler, W. Synthese von 3-Hydroxy-, 3-Alkoxy- und 3-Amino-isothiazolen. *Chem. Ber.* **1963**, *96*, 944–954. (b) Derbala, H. A.; Hamad, A.-S. S.; El Said, W. A.; Hashem, A. I. Conversion of 3-aryl-5-phenyl-2(3*H*)-furanones into 3(2*H*)-isothiazolone derivatives. *Phosphorus, Sulfur Silicon Relat. Elem.* **2001**, *175*, 153–162. (c) Kandeel, K. A.; Youssef, A. S. A.; Abou-Elmagd, W. S. I.; Hashem, A. I. Behavior of 3-benzylamino-5-aryl-2(3*H*)-furanones towards some nitrogen nucleophiles. *J. Heterocyclic Chem.* **2006**, *43*, 957–962. (d) Youssef, A. S. A.; Kandeel, K. A.; Abou-Elmagd, W. S. I.; Hashem, A. I. Conversion of 5-aryl-3-phenylthio-2(3*H*)-furanones into some nitrogen- and sulphur-containing heterocycles. *Phosphorus, Sulfur Silicon Relat. Elem.* **2007**, *182*, 85–97.

8 Wright, S. W.; Petraitis, J. J.; Freimark, B.; Giannaras, J. V.; Pratta, M. A.; Sherk, S. R.; Williams, J. M.; Magolda, R. L.; Arner, E. C. 2,5-Diarylisothiazolone: novel inhibitors of cytokine-induced cartilage destruction. *Bioorg. Med. Chem.* **1996**, *4*, 851–858.

9 Dwivedi, V.; Rajesh, M.; Kumar, R.; Kant, R.; Reddy, M.-S. A stereoselective thiocyanate conjugate addition to electron deficient alkynes and concomitant cyclization to N,S-heterocycles. *Chem. Commun.* **2017**, *53*, 11060–11063.

10 (a) Xiong, H.-Y.; Besset, T.; Cahard, D.; Pannecoucke, X. Palladium(II)-catalyzed directed trifluoromethylthiolation of unactivated C(sp³)-H bonds. *J. Org. Chem.* **2015**, *80*, 4204–4212. (b) Zhao, Q.; Tognetti, V.; Joubert, L.; Besset, T.; Pannecoucke, X.; Bouillon, J.-P.; Poisson, T. Palladium-catalyzed synthesis of 3-trifluoromethyl-substituted 1,3-butadienes by means of directed C-H bond functionalization. *Org. Lett.* **2017**, *19*, 2106–2109. (c) Zhao, Q.; Poisson, T.; Pannecoucke, X.; Bouillon, J.-P.; Besset, T. Pd-catalyzed diastereoselective trifluoromethylthiolation of functionalized acrylamides. *Org. Lett.* **2017**, *19*, 5106–5109.

11 See the supporting information for details.

12 Note that no product resulting either from the formation of a C-N bond with the phthalimide or from a direct cyanation was observed.

13 Qiu, J.-S.; Karmaker, P. G.; Yin, H.-Q.; Chen, F.-X. Enantioselective organocatalyzed direct α -thiocyanation of cyclic β -ketoesters by *N*-thiocyanatophthalimide. *Org. Lett.* **2018**, *20*, 1600–1603.

14 Zhao, Q.; Chen, M.-Y.; Poisson, T.; Pannecoucke, X.; Bouillon, J.-P.; Besset, T. Pd-catalyzed trifluoromethylthiolation of unsaturated compounds: a general approach. *Eur. J. Org. Chem.* **2018**, 6167–6175.

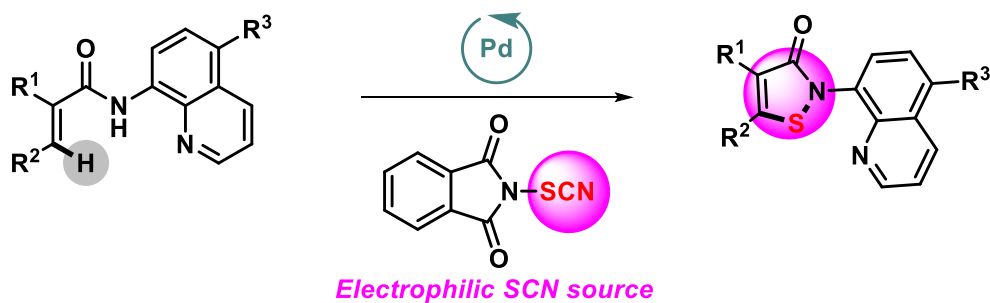
15 Thrimurtulu, N.; Dey, A.; Maiti, D.; Volla, C. M. R. Cobalt-catalyzed sp²-C-H activation: intermolecular heterocyclization with allenes at room temperature. *Angew. Chem. Int. Ed.* **2016**, *55*, 12361–12365.

16 Pan, J.-L.; Chen, C.; Ma, Z.-J.; Zhou, J.; Wang, L.-R.; Zhang, S.-Y. Stereoselective synthesis of *Z*-vinylsilanes via palladium-catalyzed direct intermolecular silylation of C(sp²)-H bonds. *Org. Lett.* **2017**, *19*, 5216–5219.

17 Renata, H.; Wang, Z. J.; Kitto, R. Z.; Arnold, F. H. P450-catalyzed asymmetric cyclopropanation of electron-deficient olefins under aerobic conditions. *Catal. Sci. Technol.* **2014**, *4*, 3640–3643.

18 Motati, R. D.; Uredi, D.; Watkins, E. B. A general method for the metal-free, regioselective, remote C-H halogenation of 8-substituted quinolines. *Chem. Sci.* **2018**, 9, 1782–1788.

TOC Graphic



- 21 examples, up to 71% yield
- Additive free
- Access to an important class of compounds
- Robust reaction conditions