



HAL
open science

New Insights into HIV-1 Group O Diversity

Marie Leoz, Florence Damond, Jude Kfutwah, Jean-Christophe Plantier, French
Res-O Network

► **To cite this version:**

Marie Leoz, Florence Damond, Jude Kfutwah, Jean-Christophe Plantier, French Res-O Network. New Insights into HIV-1 Group O Diversity. CROI, Mar 2013, Atlanta, United States. <hal-02264835>

HAL Id: hal-02264835

<https://normandie-univ.hal.science/hal-02264835v1>

Submitted on 7 Aug 2019

HAL is a multi-disciplinary open access archive for the deposit and dissemination of scientific research documents, whether they are published or not. The documents may come from teaching and research institutions in France or abroad, or from public or private research centers.

L'archive ouverte pluridisciplinaire **HAL**, est destinée au dépôt et à la diffusion de documents scientifiques de niveau recherche, publiés ou non, émanant des établissements d'enseignement et de recherche français ou étrangers, des laboratoires publics ou privés.



HAL Authorization



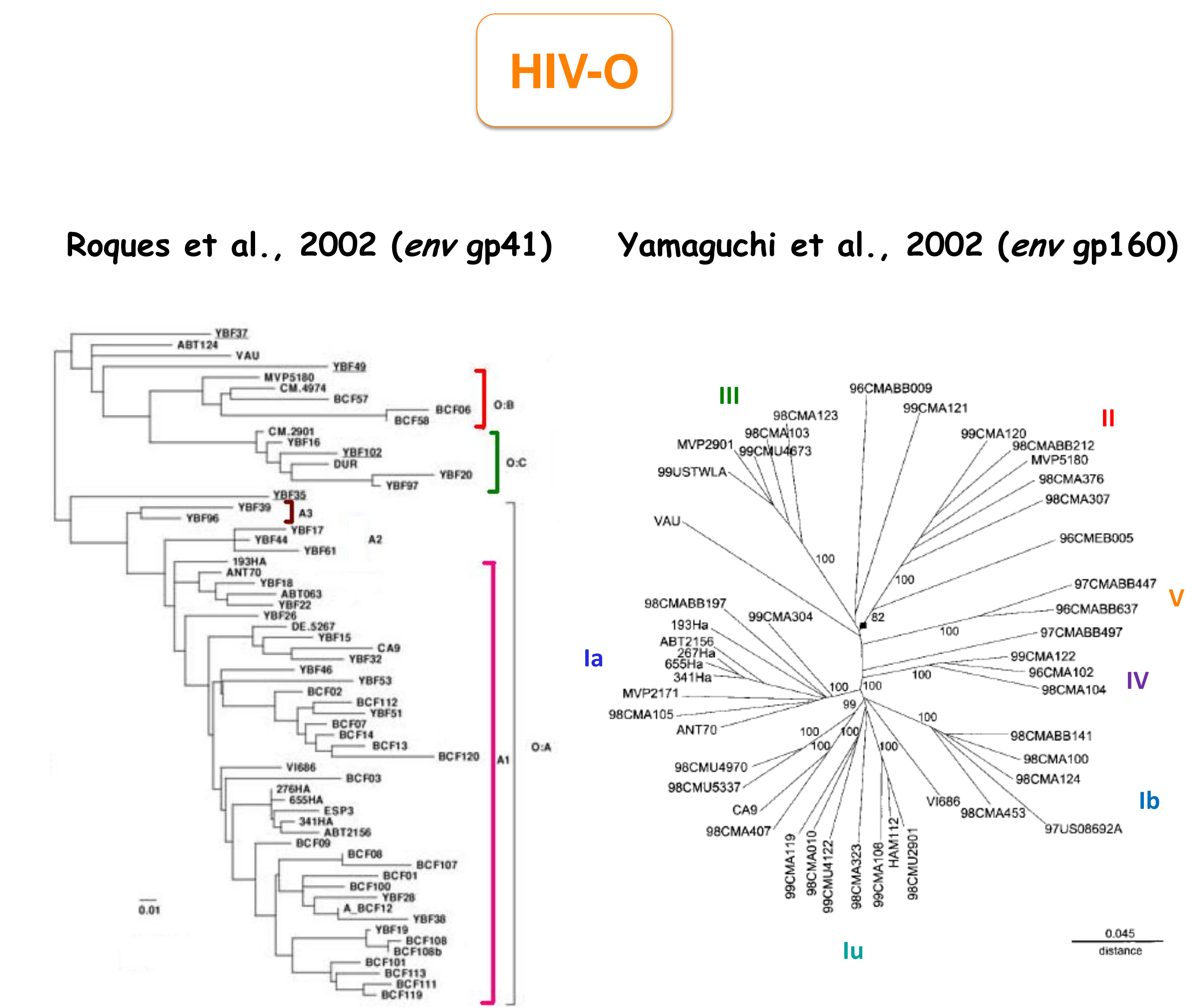
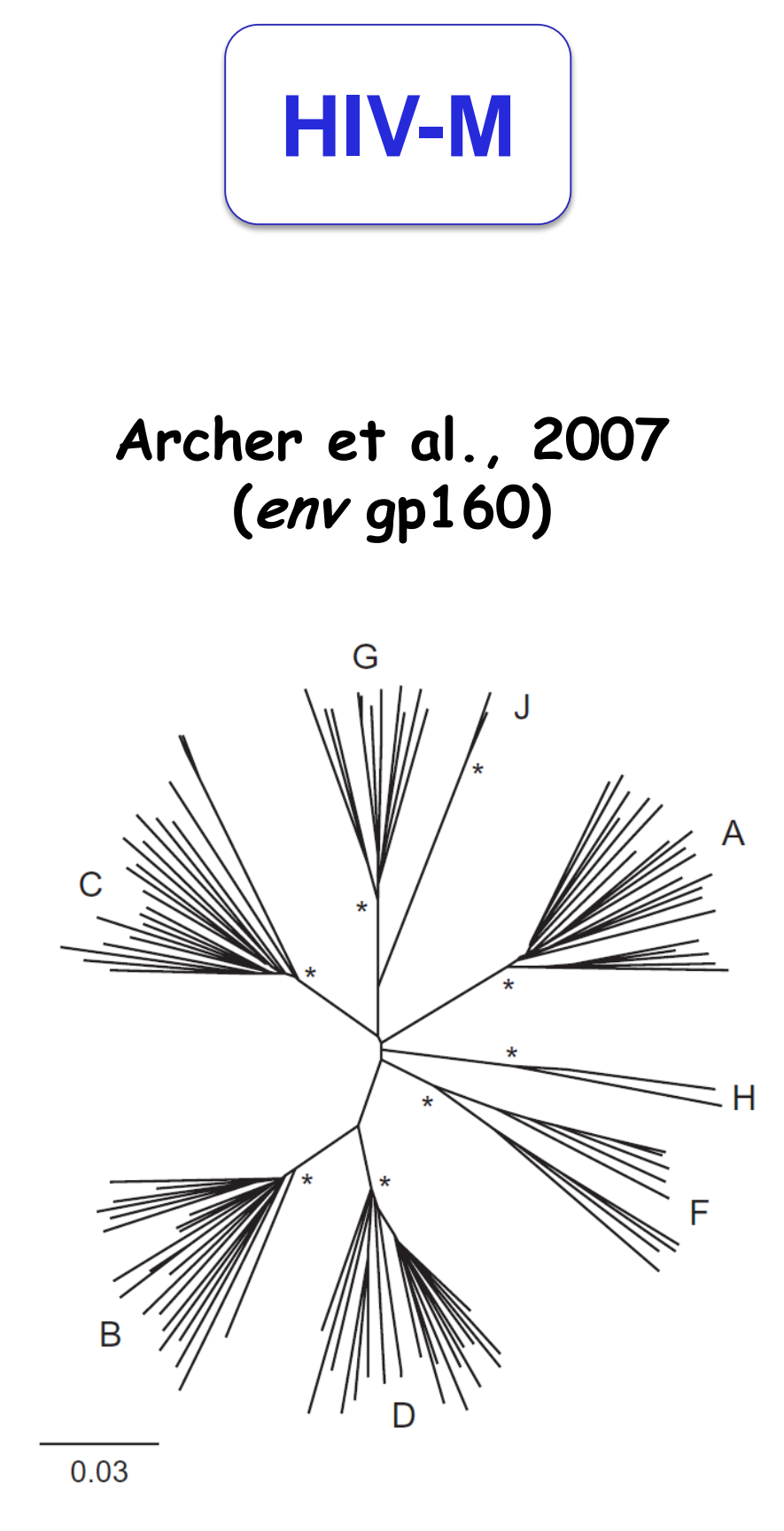
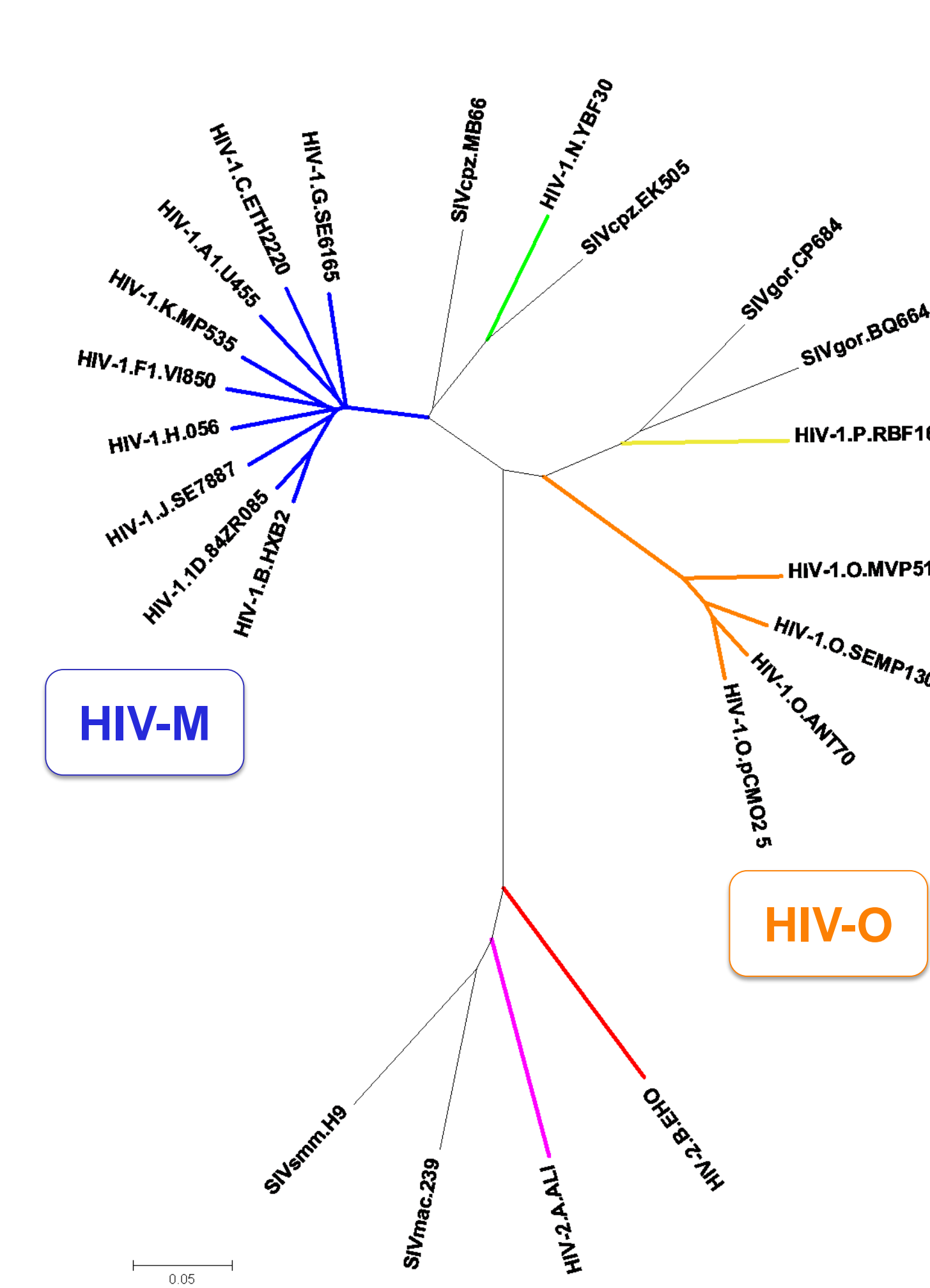
New Insights into HIV-1 Group O Diversity

Marie Leoz¹, Florence Damond², Jude Kfutwah³, Jean-Christophe Plantier¹ and the French RES-O Network

¹Laboratoire associé au CNR du VIH, hôpital Ch. Nicolle, CHU de Rouen, France, ²AP-HP, Groupe Hospitalier Bichat Claude Bernard, Service de Virologie, Paris, France, ³Centre Pasteur du Cameroun, Yaounde, Cameroon

CONTACT
 Jean-Christophe PLANTIER
 Laboratoire de Virologie
 CHU Charles Nicolle
 1, rue Germont
 76000 Rouen
Jean-christophe.plantier@univ-rouen.fr

BACKGROUND

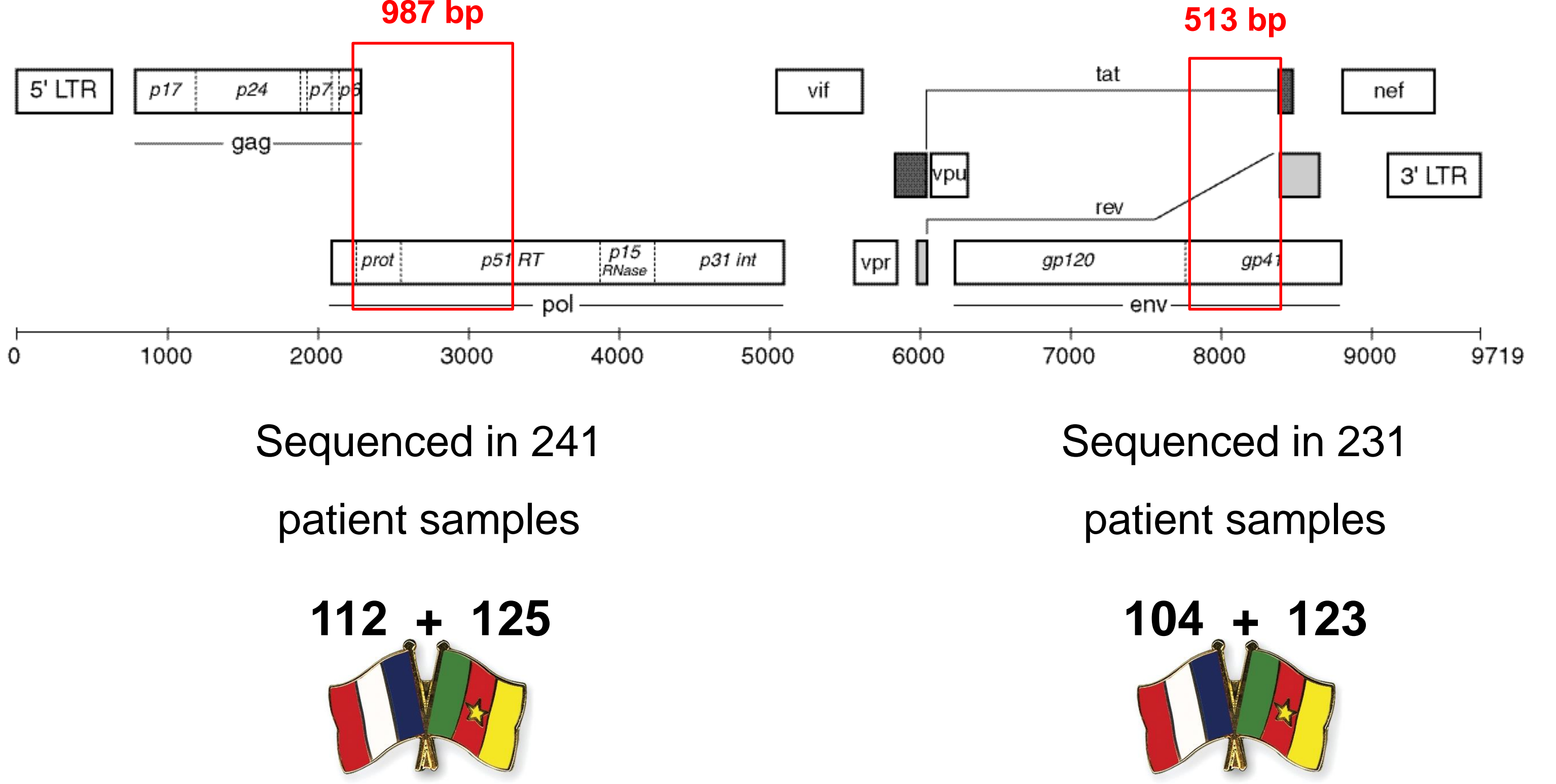


HIV type 1 group M (HIV-M) became pandemic and strain exportations followed by founder effects led to the definition of nine subtypes.

HIV-O remained endemic to Cameroon with limited exportation to some closely related countries. Previous nomenclature proposals, based on few sequences available then, highlighted a broad genetic diversity and opposed strains from a major clade (A or I) to the others.

OBJECTIVE : To explore HIV-O diversity through the largest series of HIV-O sequences, from Cameroon (HIV-O diagnosis and follow-up in the Centre Pasteur du Cameroun) and France (RES-O surveillance network).

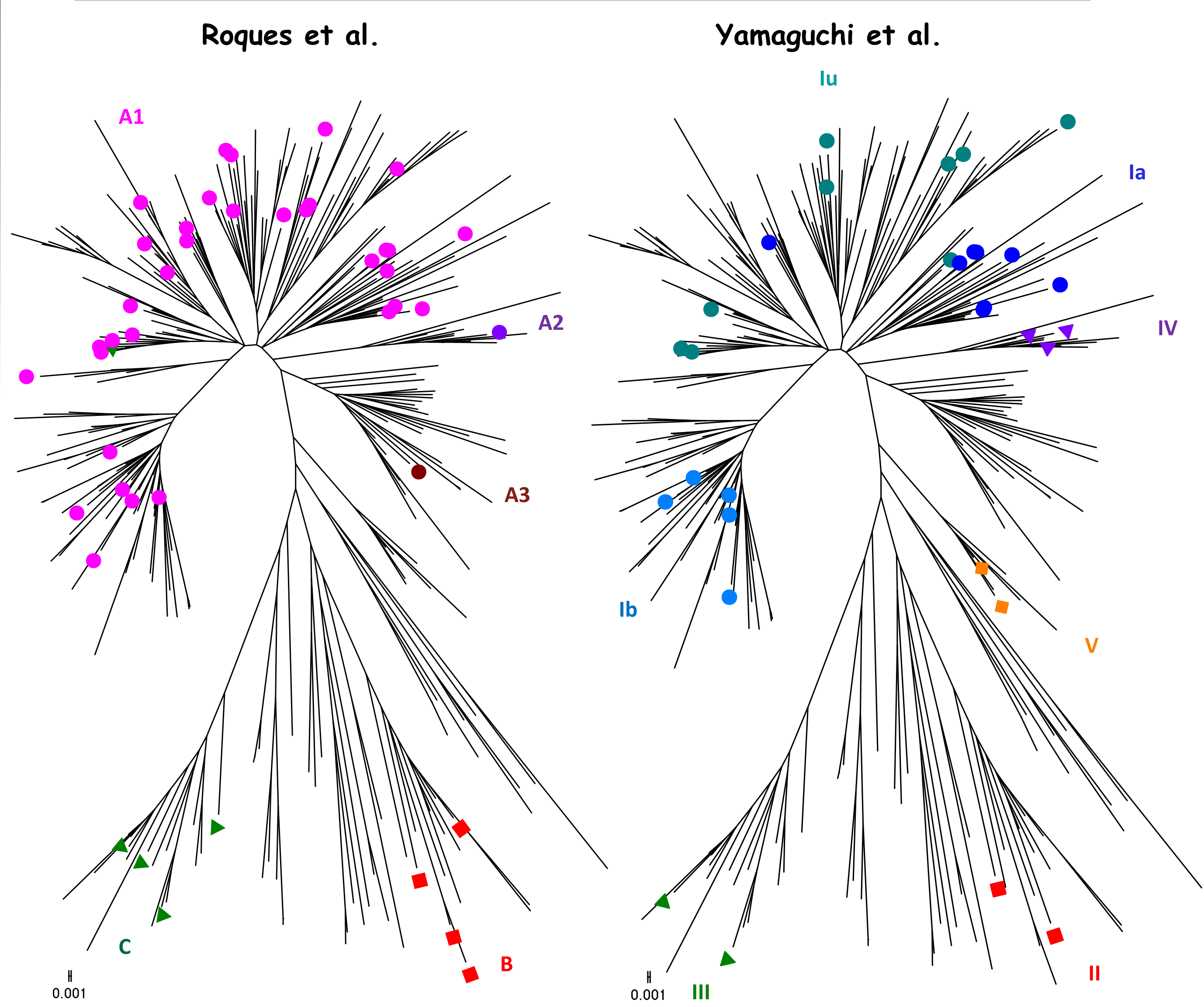
METHODS



Maximum Likelihood Trees inferred from these sequences plus those available in the HIV database and classified in the nomenclature systems proposed before

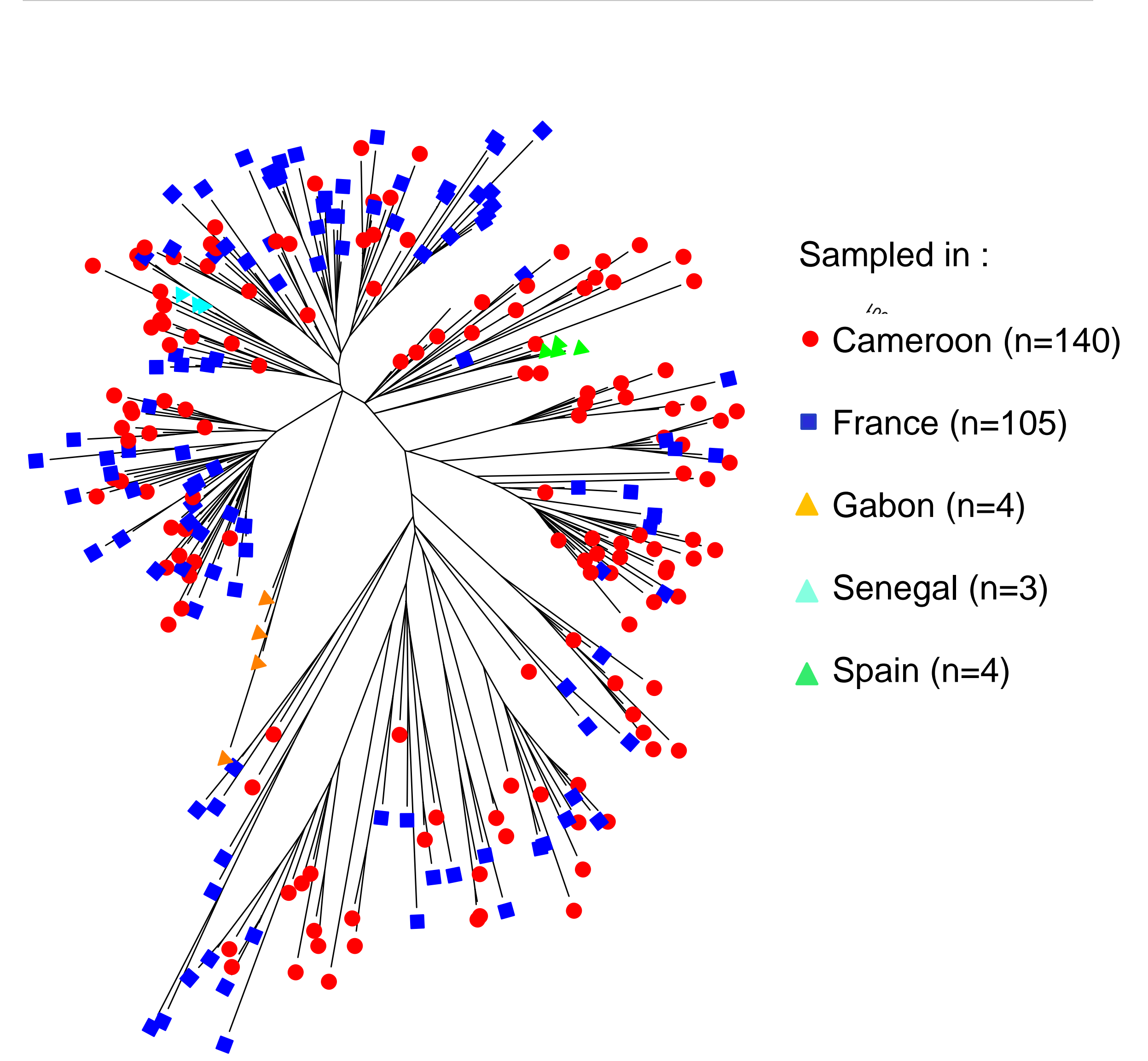
RESULTS

Nomenclature comparison (env gp41)
 297 sequences (231+58 from HIV database)



Nomenclature	A (228 (76,8%))			ND (7 (2,35%))	B (14 (4,7%))	C (17 (5,7%))	ND (31 (10,4%))
	A1 (186 (62,6%))	A2 (12 (4,0%))	A3 (30 (10,1%))	I (186 (62,6%))	IV (12 (4,0%))	V (7 (2,35%))	II (14 (4,7%))
Yamaguchi	la (27 (9,1%))	lb (53 (17,8%))	lu (106 (35,7%))	ND (30 (10,1%))	V (7 (2,35%))	II (14 (4,7%))	III (17 (5,7%))

Phylogeographic distribution (pol/pr-RT)
 269 sequences (241+28 from HIV database)



HIV-O are circulating in France due to close history links with Cameroon (136 patients identified). The distribution of the strains sampled in France and in Cameroon are different, but there is no evidence of a significant French cluster, unlike for the strains sampled in Gabon, Senegal or Spain.

Current nomenclature systems are partially redundant, partially discordant and fail to describe the whole HIV-O diversity.

CONCLUSIONS

- The tree topology is less structured than the one of HIV-M : fewer clusters due to local continuous diversification
- Opposition between a short branch-length major clade and several long branch minor ones : epidemiologic / phylodynamic significance or sampling bias? Distinct phenotypic properties between those clades? (e.g. Y181C mutation in the RT)
- Need for a consensus nomenclature
- No significant clustering of strains sampled in France indicating continuous importations rather than a local spread

Acknowledgements: Centre Pasteur du Cameroun and Institut de Veille Sanitaire for fundings