



**HAL**  
open science

## Synthesis of 2-Mercapto-(2-Oxoindolin-3-Ylidene)Acetonitriles from 3-(4-Chloro-5H-1,2,3-Dithiazol-5-Ylidene)Indolin-2-ones

Boris Letribot, Régis Delatouche, Hervé Rouillard, Antoine Bonnet,  
Jean-René Chérouvrier, Lisianne Domon, Thierry Besson, Valérie Thiéry

► **To cite this version:**

Boris Letribot, Régis Delatouche, Hervé Rouillard, Antoine Bonnet, Jean-René Chérouvrier, et al..  
Synthesis of 2-Mercapto-(2-Oxoindolin-3-Ylidene)Acetonitriles from 3-(4-Chloro-5H-1,2,3-Dithiazol-  
5-Ylidene)Indolin-2-ones. *Molecules*, 2018, 23 (6), pp.1390. 10.3390/molecules23061390. hal-  
02197268

**HAL Id: hal-02197268**

<https://normandie-univ.hal.science/hal-02197268>

Submitted on 6 Sep 2019

**HAL** is a multi-disciplinary open access archive for the deposit and dissemination of scientific research documents, whether they are published or not. The documents may come from teaching and research institutions in France or abroad, or from public or private research centers.



L'archive ouverte pluridisciplinaire **HAL**, est destinée au dépôt et à la diffusion de documents scientifiques de niveau recherche, publiés ou non, émanant des établissements d'enseignement et de recherche français ou étrangers, des laboratoires publics ou privés.



Distributed under a Creative Commons Attribution 4.0 International License

Article

# Synthesis of 2-Mercapto-(2-Oxindolin-3-Ylidene)Acetonitriles from 3-(4-Chloro-5*H*-1,2,3-Dithiazol-5-Ylidene)Indolin-2-ones

Boris Letribot <sup>1</sup>, Régis Delatouche <sup>1</sup>, Hervé Rouillard <sup>1</sup>, Antoine Bonnet <sup>1</sup>,  
Jean-René Chérouvrier <sup>1</sup>, Lisianne Domon <sup>1</sup>, Thierry Besson <sup>2</sup>  and Valérie Thiéry <sup>1,\*</sup> 

<sup>1</sup> University of La Rochelle, UMR CNRS 7266 LIENSs, 17000 La Rochelle, France; boris.letribot@gmail.com (B.L.); regis.delatouche@gmail.com (R.D.); herve.rouillard@hotmail.com (H.R.); antoine.bonnet@univ-lr.fr (A.B.); jean-rene.cherouvrier@univ-lr.fr (J.-R.C.); lisianne.domon@univ-lr.fr (L.D.)

<sup>2</sup> Normandie University, UNIROUEN, INSA Rouen, CNRS, COBRA UMR 6014, 76000 Rouen, France; thierry.besson@univ-rouen.fr

\* Correspondence: valerie.thiery@univ-lr.fr; Tel.: +33-5-46-45-82-76

Received: 23 May 2018; Accepted: 6 June 2018; Published: 8 June 2018



**Abstract:** Alkylidene oxindoles are important functional moieties and building blocks in pharmaceutical and synthetic chemistry. Our interest in biologically active compounds focused our studies on the synthesis of novel oxindoles, bearing on the exocyclic double bond at the C8, CN, and S groups. Extending the potential applications of Appel's salt, we developed a new synthetic approach by investigating the reactions of C5-substituted 2-oxindoles with 4,5-dichloro-1,2,3-dithiazolium chloride (Appel's salt) to give original (*Z*)-3-(4-chloro-5*H*-1,2,3-dithiazol-5-ylidene)indolin-2-one derivatives, and new 2-mercapto-(2-oxindolin-3-ylidene)acetonitriles via a dithiazole ring-opening reaction. The work described in this article represents further applications of Appel's salt in the conception of novel heterocyclic rings, in an effort to access original bioactive compounds. Fifteen new compounds were prepared and fully characterized.

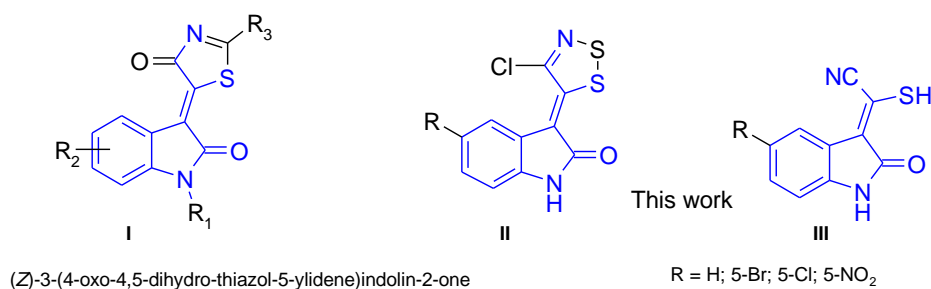
**Keywords:** 1,2,3-dithiazole; Appel's salt; 3-alkenyl-2-oxindole

## 1. Introduction

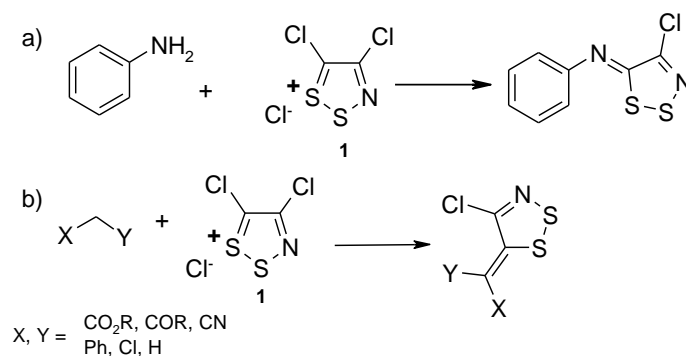
3-Alkenyl-2-oxindoles are an important class of heterocyclic compounds which are well established in the field of pharmaceutical chemistry, and they possess a large range of pharmacological activities [1–6]. For example, oxindole derivatives recently emerged as privileged scaffolds in the modulation of adenosine monophosphate-activated protein kinase (AMPK) [7], and 2-oxindole-based hydrazides are potent cytotoxic agents with apoptotic induction properties [8]. Substituted oxindoles are also very interesting building blocks for their role as starting materials toward more complex oxindole-based structures such as spirooxindoles [9,10]. Original piperidinoyl spirooxindoles can be obtained in very high yields and with excellent enantioselectivities via the hetero-Diels–Alder reaction between 2-aza-3-silyloxy-butadienes and alkylidene oxindoles [11]. It was also reported that donor or acceptor substituents at the ethylenic C8 carbon atom of isatylidenes constitutes an exceptional push–pull example, in which the electronic behavior of a fixed substituent on a double bond may be reversed by the electronic nature of the substituent at the opposite side of that double bond [12]. Palladium-catalyzed asymmetric allylic amination of racemic butadiene monoxide with oxindole derivatives was successfully developed using a chiral phosphoramidite–olefin hybrid ligand [13].

Conventional synthetic routes to 3-alkenyl-oxindoles (aldol condensation of unsubstituted oxindoles or Wittig reactions on isatins) exhibit poor selectivity [14,15]. During the last decade, original synthetic routes based on intramolecular metalcatalyzed cyclizations leading to the formation of the

C2–C3 or C3–C3a bonds of the 3-alkenyl-indolin-2-one moiety were established [16–23]. Development of new synthetic routes to these scaffolds remains a challenging task of current interest. Palmieri recently reported the synthesis of 3-alkylidene-2-oxindoles via the oxidation of sulfonyl indoles with NCS under flow chemical conditions [24]. The occurrence of the 3-alkenyl-oxindole skeleton in various natural and synthetic products generated the interest of many groups on account of its useful biological properties, and its versatility as a valuable intermediate in the synthesis of many compounds. As part of our ongoing research on oxindole derivatives, we previously designed, synthesized, and evaluated a new series of bis-oxindoles as potent kinase inhibitors [25]. In an effort to identify new pharmacological modulators of disease-relevant protein kinases with increased potency and selectivity, we launched a research program dealing with the synthesis of rare substituted 2-(2-oxindolin-3-ylidene)acetonitrile derivatives bearing a sulfur atom directly attached to the external double bond. Nitrogen-containing heterocycles with sulfur atoms are an important class of compounds in medicinal chemistry. Few 3-(thiazol-5-ylidene)indoline-2-one derivatives (Figure 1, I) were reported in the literature [26,27]. To access the required 2-oxindolylacetonitrile derivatives (Figure 1, III), we decided to explore a new route based on the use of 4,5-dichloro-1,2,3-dithiazolium chloride (Appel's salt; Scheme 1, 1) [28–35]. We planned on functionalizing the oxindole at the C3 position using Appel's salt and commercially available oxindoles, and then, on studying the ring opening of original 3-(4-chloro-5*H*-1,2,3-dithiazol-5-ylidene)indolin-2-one (Figure 1, II) intermediates with various bases, such as sodium hydride and methyl magnesium bromide, or with triphenylphosphine as a nucleophile. In this work, we reported the synthesis of novel 3-(4-chloro-5*H*-1,2,3-dithiazol-5-ylidene)indolin-2-one (Figure 1, II) and (2-oxindolin-3-ylidene)-2-mercaptoacetonitrile (Figure 1, III) derivatives.



**Figure 1.** The (Z)-3-(4-oxo-4,5-dihydro-thiazol-5-ylidene)indolin-2-one pattern (I) [26,27], and synthesis targets 3-(4-chloro-5*H*-1,2,3-dithiazol-5-ylidene)indolin-2-one (II) and (2-oxindolin-3-ylidene)-2-mercaptoacetonitrile (III).



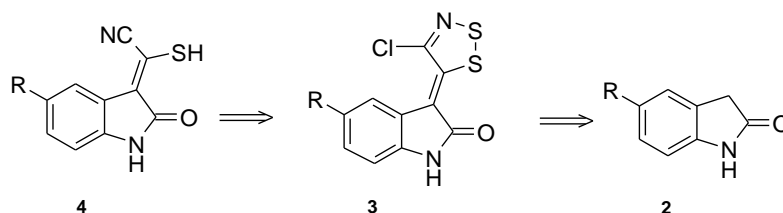
**Scheme 1.** Reactivity of Appel's salt with (a) N-arylamines; and (b) active methylene compounds.

## 2. Results and Discussion

It is well known that the reactive 5-chlorine atom of 4,5-dichloro-1,2,3-dithiazolium chloride (Scheme 1, 1) can be displaced by a variety of nucleophiles, such as primary

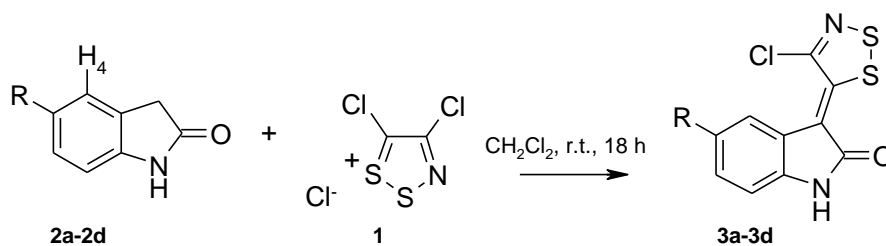
aromatic amines, or phenols, allowing access to *N*-heteroimino-1,2,3-dithiazole derivatives (Scheme 1, Path a) [36–40]. Several studies described the reactivity of Appel's salt with active methylene compounds, using mainly malononitrile, tetracyanoethylene oxide (TCNEO), halo-substituted malononitriles and dimethylsulfonium dicyano-methylide, and malonate to afford 5-alkylidene-4-chloro-5*H*-1,2,3-dithiazole derivatives (Scheme 1, Path b) [41–49].

To generate the external double bond of the desired 3-alkenyl-indolin-2-one derivatives, we considered the electrophilic reactivity at the C1 position of Appel's salt toward the active methylene at the C3 position of indolin-2-one derivatives (Figure 2, 2).



**Figure 2.** Retrosynthesis to 3-(4-chloro-5*H*-1,2,3-dithiazol-5-ylidene)indolin-2-one derivatives (3) and original (2-oxindolin-3-ylidene)-2-mercaptoacetone nitriles (4).

Performed at room temperature, the reactions between indolin-2-one derivatives (Scheme 2, 2a–d) with a 1.1 equivalent of Appel's salt (Scheme 2, 1) in dichloromethane led to the corresponding (*Z*)-3-(1,2,3-dithiazol-5-ylidene)indolin-2-ones (Scheme 2, 3a–d) in excellent yields (85–99%) (Scheme 2; Table 1).



**Scheme 2.** Synthesis of 3-(4-chloro-5*H*-1,2,3-dithiazol-5-ylidene)indolin-2-ones (3a–3d) via the condensation of 2-oxindoles (2a–2d) with Appel's salt (1).

**Table 1.** Synthesis of 3-(1,2,3-dithiazol-ylidene)indolin-2-ones (3a–d) from indolin-2-ones (2a–d) with Appel's salt (1.1 equivalent).

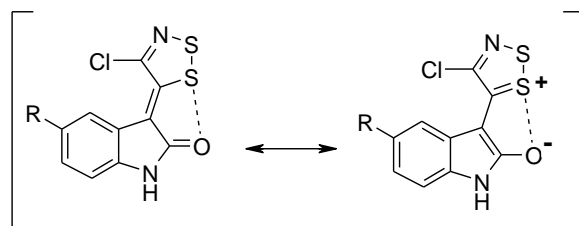
Starting Material	R	Dithiazole 3	Yield (%) <sup>a</sup>	Chemical Shift of H4 in ppm <sup>b</sup>
2a	H	3a	96	8.19 (7.20) <sup>c</sup>
2b	5-Br	3b	96	8.36 (7.36)
2c	5-Cl	3c	99	8.24 (7.20)
2d	5-NO <sub>2</sub>	3d	85	9.13 (8.07)

<sup>a</sup> Isolated yield. <sup>b</sup> The chemical shift of the corresponding indolin-2-ones is given in brackets for comparison.

<sup>c</sup> Chemical shift attributed to the H<sub>4</sub> proton through comparison of one-dimensional (1D) NMR spectra of the dithiazole and the corresponding 2-oxindole.

From the <sup>1</sup>H-NMR spectral data displayed, with only one set of aromatic signals in each case, it appeared that only one stereoisomer of each 3-(1,2,3-dithiazol-5-ylidene)indolin-2-one derivative (Table 1, 3a–3d) was obtained. According to the work of Jeon et al. on several alpha-carbonylated 5-alkylidene-1,2,3-dithiazoles, we assumed that the (*Z*)-stereoisomers were obtained [45–50]. The stereoselectivity depends on steric hindrance between the chlorine atom at the C4 position of the dithiazole ring, and the oxygen atom on the carbonyl lactame of the indolin-2-one

moiety. Additionally, an attractive interaction, already described by Rees et al., could also be established between this oxygen atom and the sulfur atom at the S1 position of the dithiazole moiety, in light of the mesomer forms (Figure 3) [45–50].



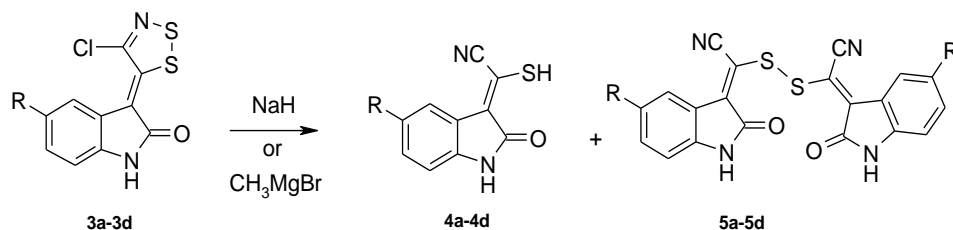
**Figure 3.** Representation of the O–S attractive interaction, and selected mesomer forms for the (Z)-3-(1,2,3-dithiazol-5-ylidene)indolin-2-ones (Table 1, 3a).

We noticed that the one-dimensional (1D) NMR spectra of 3-(1,2,3-dithiazol-5-ylidene)indolin-2-one (Table 1, 3a–3d) displayed a strong downfield shift of the proton at the C4 position of the indolin-2-one core (8.19–9.13 ppm). Comparisons of the spectral data with those of the corresponding indolin-2-ones confirmed that the chemical shifts of this proton (H4) were displaced downfield by ~1 ppm, whereas the chemical shifts of the other aromatic protons were sensibly identical. This could be assigned to the proximity of the chlorine atom at the C4 position of the dithiazole ring. Similar observations were mentioned in the literature for (Z)-5-(2-oxoindolin-3-ylidene)thiazolidin-4-ones (Figure 1, I) [26]. In these cases, X-ray diffraction analysis probed that the C=O of the thiazolidinone moiety interacted with the proton at the C4 position of the indolin-2-one core, causing a strong downfield shift of the proton in proximity [26,27].

#### Dithiazole Ring Opening

The ring-opening chemical property of the dithiazole moiety relies on its ability to undergo nucleophilic attacks, thanks to the latent cyano group within the dithiazole moiety. This was widely exploited with *N*-arylimino-1,2,3-dithiazoles to generate heterocycles functionalized with sulfur atoms and a carbonitrile [51–57]. To date, the reactivity of 5-alkylidene-1,2,3-dithiazoles is rarely explored with triphenylphosphine [58], and is never described with strong bases. By analogy with our previous work on *N*-arylimino-1,2,3-dithiazole ring opening via nucleophilic attack at S1 and/or S2, we expected to obtain 3-alkenyl-oxindoles functionalized by a thiol and a carbonitrile function (Figure 1, III) [59,60].

We previously showed that attack of some *N*-arylimino-1,2,3-dithiazoles with sodium hydride or methyl magnesium bromide led, in each case, to one product: *N*-aryl isothiocyanate and cyanothioformamide [59,60]. Treatment of 3-(1,2,3-dithiazolylidene)indolin-2-ones (Scheme 3, 3a–3d) by two equivalents of sodium hydride or methyl magnesium bromide in tetrahydrofuran led to the expected 2-mercapto-2-(2-oxoindolin-3-ylidene)acetonitrile derivatives (Scheme 3, 4a–4d) with modest to good yields (23–88%) (Scheme 3; Tables 2 and 3). It must be noted that sodium hydride (49–88%) was more efficient than methyl magnesium bromide (0–33%).



**Scheme 3.** Dithiazole ring opening with sodium hydride or methyl magnesium bromide. Conversion of 3-(1,2,3-dithiazol-5-ylidene)indolin-2-ones (3a–d) into 2-mercapto-2-(2-oxoindolin-3-ylidene)acetonitriles (4a–d) and 2,2'-disulfanediybis(2-(2-oxoindolin-3-ylidene)acetonitriles) (5a–5b).

**Table 2.** Yields of conversion of 3-(1,2,3-dithiazol-5-ylidene)indololin-2-ones (**3a–d**) into 2-mercapto-2-(2-oxoindolin-3-ylidene)acetonitriles (**4a–d**) and 2,2'-disulfanediybis(2-(2-oxoindolin-3-ylidene)acetonitriles) (**5a–d**).

Dithiazole	R	Mercapto Compound	Yield %		Dimer	Yield %	
			NaH	CH <sub>3</sub> MgBr		NaH	CH <sub>3</sub> MgBr
<b>3a</b>	H	<b>4a</b>	49	33	<b>5a</b>	46	30
<b>3b</b>	5-Br	<b>4b</b>	66	25	<b>5b</b>	33	5
<b>3c</b>	5-Cl	<b>4c</b>	68	-	<b>5c</b>	30	-
<b>3d</b>	5-NO <sub>2</sub>	<b>4d</b>	88	-	<b>5d</b>	-	-

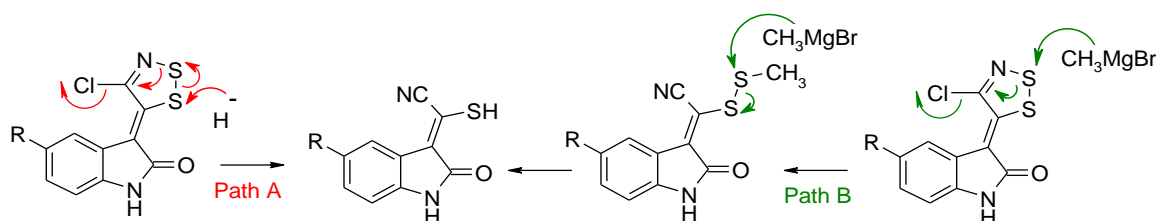
**Table 3.** <sup>1</sup>H-NMR data  $\delta$  of H4 (in ppm) of the mercaptoacetonitriles (**4a–4d**) and the disulfur dimers (**5a–5c**).

Mercapto acetonitrile	$\delta$ of H4 (in ppm)	Dimer	$\delta$ of H4 (in ppm)
<b>4a</b>	8.99	<b>5a</b>	8.10
<b>4b</b>	9.23	<b>5b</b>	9.08
<b>4c</b>	9.55	<b>5c</b>	8.86
<b>4d</b>	9.91	<b>5d</b>	-

The ring opening of dithiazoles (Scheme 3, **3a–3c**) with NaH afforded the expected dithiazoles (Scheme 3, **4a–4c**), accompanied by a disulfur dimer as a side product (Scheme 3, **5a–5c**). The reaction with methyl magnesium bromide led only to dimers **5a** and **5b** (Tables 2 and 3). Whatever the base, no traces of the nitro dimer (Tables 2 and 3, **3d**) were detected. The formation of these dimers seemed to be independent of the nature of the base used, suggesting a preponderant role of substituents on the aromatic ring.

The assignment of stereochemistry to the dithiazoles, and the comparison of chemical shifts of <sup>1</sup>H-NMR of H4 of the dithiazole precursors (Table 2, **3a–3d**) and mercaptoacetonitrile derivatives (Table 2, **4a–4d**) showed that the (*Z*) isomer was obtained (Table 3).

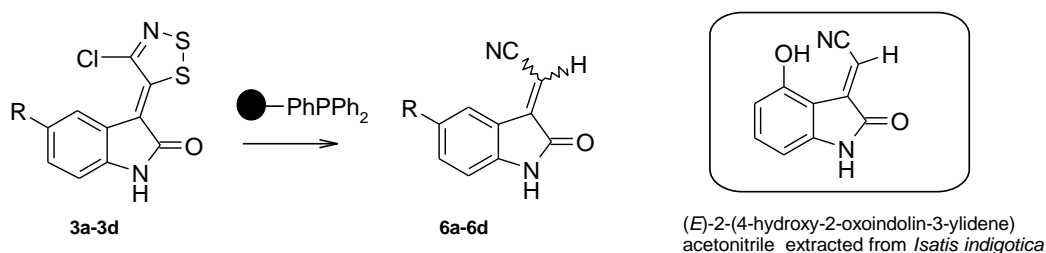
According to the nature of the base used, it seems probable that, with sodium hydride, the reduction started via an attack on sulfur S1, leading to dithiazole ring opening followed by the release of sulfur (<sup>1</sup>/<sub>8</sub> S<sub>8</sub>) and the formation of the latent cyano group (Scheme 4, Path A). In Path B of Scheme 4, with methyl magnesium bromide, the products obtained could only be formed via an attack of the carbanion on the sulfur atom S2. This attack was followed by the generation of the carbonitrile. The 2-mercapto-2-(2-oxoindolin-3-ylidene)acetonitriles (Table 3, **4a–d**) were finally obtained after the attack of a second carbanion on the sulfur atom S2, accompanied by the release of dimethyl sulfide (Scheme 4, Path B).



**Scheme 4.** Proposed mechanisms according to the use of NaH (Path A) or methyl magnesium bromide (Path B).

5-Alkylidene-1,2,3-dithiazoles (Scheme 5, Table 4, **3a–3d**) were then treated with two equivalents of supported triphenylphosphine as a nucleophile in dichloromethane. Dithiazoles (Scheme 5, Table 4,

**3a–3d**) were directly converted into 2-(2-oxindolin-3-ylidene)acetonitriles (Scheme 5, Table 4, **6a–6d**). Whatever the experimental conditions, unexpected open products bearing no sulfur atoms were always obtained in modest to good yields (27–82%), with no trace of mercaptoacetonitriles being isolated (Scheme 4). A mixture of the two stereoisomers was obtained with the (E) isomer as the main compound for **6b–6d** (Table 4). A substituent effect can be supposed since the 5-substituted oxindole-dithiazoles (Table 4, **3b–3d**) afforded mainly the (E) isomer and the nude isomer, while **6a** (Table 4) afforded mainly the (Z) isomer.



**Scheme 5.** Synthesis of 2-(2-oxindolin-3-ylidene) derivatives (**6a–6d**) via the ring opening of alkenyldithiazole (**3a–3d**) with supported triphenylphosphine.

**Table 4.** Yield of conversion of dithiazole (**3a–3d**) into 2-(2-oxindolin-3-ylidene)acetonitriles (**6a–6d**) with two equivalents of supported triphenylphosphine.

Compd.	R	Yield (%) <sup>a</sup>	$\delta$ ppm (Z) Isomer	$\delta$ ppm (Z) Isomer	$\delta$ ppm (E) Isomer	$\delta$ ppm (E) Isomer	% (E) Isomer <sup>b</sup>
<b>6</b>			H4	H-vinyl	H4	H-vinyl	
<b>6a</b>	H	88	7.72	6.94	8.08	6.31	80
<b>6b</b>	5-Br	26	7.93	6.82	8.07	6.54	80
<b>6c</b>	5-Cl	27	7.81	6.83	7.93	6.55	86
<b>6d</b>	5-NO <sub>2</sub>	56	8.61	7.34	8.72	6.80	83

<sup>a</sup> Isolated yield of stereoisomer mixture. <sup>b</sup> Percentage determined from integration of NMR signals.

The stereochemistry of the products (Table 4, **6b–6d**) was unambiguously determined using <sup>1</sup>H-NMR, and through comparison with data from the literature [60,61]. Osman et al. previously reported the synthesis and the stereochemistry of 2-(2-oxindolin-3-ylidene)acetonitrile isomers (Table 4, **6a**) via a Wittig reaction between an isatin and a phosphorus ylide [61]. The stereochemistry of a number of functionally substituted 2-oxindolin-3-ylidene derivatives and substituted acetonitriles was established by Ross [60].

It is interesting to note that these derivatives are analogues of the natural product (*E*)-2-(4-hydroxy-2-oxindolin-3-ylidene)acetonitrile, extracted from the plant *Isatis indigotica* (Scheme 5) [62].

### 3. Materials and Methods

#### 3.1. General Information

All commercially available chemicals and solvents were purchased from commercial sources, and used without further purification. 2-Oxindoles (Table 1, 2-oxindole **2a**, 5-bromo-2-oxindole **2b**, 5-chloro-2-oxindole **2c**, and 5-nitro-2-oxindole **2d**) were purchased from Sigma-Aldrich (Saint Quentin Fallavier, France). Anhydrous THF was purchased from Sigma-Aldrich, and was stored over 4 Å molecular sieves. All other solvents used were analytical grade purity. All reactions were carried in an inert atmosphere of argon, and were monitored by thin layer chromatography using Merck silica gel plates (60 F<sub>254</sub>/0.2 mm thickness). Purification through flash chromatography was performed using Merck silica gel 60 (63–200 μm; 70–230 mesh). <sup>1</sup>H- and <sup>13</sup>C-NMR spectra were recorded on a JEOL

JNM-LA400 (Croissy Sur Seine, France) operating at 400 MHz ( $^{13}\text{C}$  100 MHz) with tetramethylsilane as an internal standard in  $\text{CDCl}_3$ , acetone- $d_6$ , or DMSO- $d_6$  solvent. Chemical shifts were given in ppm ( $\delta$ ), and coupling constants ( $J$ ) were reported in Hertz. Proton-coupling patterns were described as singlet (s), doublet (d), triplet (t), or multiplet (m). High-resolution mass spectra (HRMS) were recorded on a Waters Q-TOF 2 (CRMPO, University of Rennes) or Waters Q-TOF instrument (CCA, University of La Rochelle). Melting points were determined in open capillaries on a Stuart melting point SMP3 digital melting point apparatus, and were uncorrected. IR spectra were recorded on a Perkin-Elmer Spectrum 100 IRTF instrument (Courtaboeuf-Les Ulis, France), and values were expressed in  $\text{cm}^{-1}$ .

### 3.2. Synthesis

#### 3.2.1. General Procedure for the Synthesis of 3-(4-Chloro-5H-1,2,3-Dithiazol-5-Ylidene)Indolin-2-one Derivatives (Table 2, 3a–d)

Appel's salt (Scheme 2, 1; 4,5-dichloro-1,2,3-dithiazolium chloride; 15.76 mmol) was added to a solution of each appropriate 2-oxindole derivative (Scheme 2, 2a–d; 14.33 mmol) in  $\text{CH}_2\text{Cl}_2$  (20 mL). After a few minutes, the uncolored mixture turned to a dark red color, and was stirred at room temperature for 18 h. The solvent was evaporated under reduced pressure, and the crude product was dissolved with acetone (a minimum of 30 mL), and then precipitated with water (300 mL). The heterogeneous mixture was filtered in a vacuum, and the red solid was washed three times with water (25 mL). This solid was finally dried over phosphorus pentoxide in a vacuum in a desiccator.

(Z)-3-(4-Chloro-5H-1,2,3-dithiazol-5-ylidene)indolin-2-one (Table 2, 3a). Yield: 96%. Red solid; melting point (m.p.): 271–273 °C.  $\nu_{\text{max}}$  ( $\text{cm}^{-1}$ ): 3244, 1693, 1613, 1462, 1336, 1221, 1203, 1080, 743.  $^1\text{H-NMR}$  (400 MHz, DMSO- $d_6$ )  $\delta$  = 11.22 (s, 1H), 8.19 (d,  $J$  = 8.0 Hz, 1H), 7.17 (t,  $J$  = 7.9 Hz, 1H), 6.91–6.97 (m, 2H).  $^{13}\text{C-NMR}$  (400 MHz, DMSO- $d_6$ )  $\delta$  = 169.5, 149.0, 143.8, 139.8, 127.4, 126.5, 120.8, 120.1, 115.7, 110.2. HRMS (ES)  $m/z$  calculated for  $\text{C}_{10}\text{H}_5\text{ClN}_2\text{OS}_2$  [ $\text{M} + \text{H}$ ] $^+$  267.9538, found 267.9545.

(Z)-5-Bromo-3-(4-chloro-5H-1,2,3-dithiazol-5-ylidene)indolin-2-one (Table 2, 3b). Yield: 96%. Red solid; m.p.: 222–224 °C.  $\nu_{\text{max}}$  ( $\text{cm}^{-1}$ ): 3147, 1665, 1641, 1612, 1485, 1454, 1427, 1317, 1246, 1092, 915, 803.  $^1\text{H-NMR}$  (400 MHz, DMSO- $d_6$ )  $\delta$  = 11.40 (s, 1H), 8.36 (d,  $J$  = 1.6 Hz, 1H), 7.41 (dd,  $J$  = 8.3, 1.7 Hz, 1H), 6.97 (d,  $J$  = 8.3 Hz, 1H).  $^{13}\text{C-NMR}$  (400 MHz, DMSO- $d_6$ )  $\delta$  = 169.4, 151.1, 143.9, 138.7, 129.5, 128.4, 122.1, 113.9, 112.6, 112.0. HRMS (ES)  $m/z$  calculated for  $\text{C}_{10}\text{H}_4\text{BrClN}_2\text{OS}_2$  [ $\text{M} + \text{H}$ ] $^+$  346.8715, found 346.8715.

(Z)-5-Chloro-3-(4-chloro-5H-1,2,3-dithiazol-5-ylidene)indolin-2-one (Table 2, 3c). Yield: 99%. Red solid; m.p.: 220–222 °C.  $\nu_{\text{max}}$  ( $\text{cm}^{-1}$ ): 3148, 1658, 1639, 1614, 1456, 1427, 1318, 1244, 923, 812, 804.  $^1\text{H-NMR}$  (400 MHz, DMSO- $d_6$ )  $\delta$  = 11.40 (s, 1H), 8.24 (d,  $J$  = 2.0 Hz, 1H), 7.29 (dd,  $J$  = 8.3, 2.1 Hz, 1H), 7.02 (d,  $J$  = 8.3 Hz, 1H).  $^{13}\text{C-NMR}$  (400 MHz, DMSO- $d_6$ )  $\delta$  = 169.5, 151.1, 143.9, 138.4, 126.7, 125.7, 124.8, 121.6, 114.1, 111.5. HRMS (ES)  $m/z$  calculated for  $\text{C}_{10}\text{H}_4\text{Cl}_2\text{N}_2\text{OS}_2$  [ $\text{M} - \text{H}$ ] $^-$  300.9064, found 300.9063.

(Z)-3-(4-Chloro-5H-1,2,3-dithiazol-5-ylidene)-5-nitroindolin-2-one (Table 2, 3d). Yield: 85%. Red solid; m.p.: 252–254 °C.  $\nu_{\text{max}}$  ( $\text{cm}^{-1}$ ): 3381, 3165, 3085, 3024, 1653, 1616, 1515, 1441, 1333, 1301, 1240, 1133, 830, 692, 686, 645.  $^1\text{H-NMR}$  (400 MHz, DMSO- $d_6$ )  $\delta$  = 11.92 (s, 1H), 9.13 (s, 1H), 8.16 (d,  $J$  = 8.8 Hz, 1H), 7.16 (d,  $J$  = 8.8 Hz, 1H).  $^{13}\text{C-NMR}$  (400 MHz, DMSO- $d_6$ )  $\delta$  = 167.0, 152.8, 144.5, 143.7, 141.3, 122.9, 121.3, 120.1, 112.7, 110.1. HRMS (ES)  $m/z$  calculated for  $\text{C}_{10}\text{H}_4\text{ClN}_3\text{O}_3\text{S}_2$  [ $\text{M} - \text{H}$ ] $^-$  311.9304 found 311.9304.

#### 3.2.2. General Procedure for the Synthesis of 2-Mercapto-2-(2-Oxindolin-3-Ylidene)Acetonitrile Derivatives (Table 3, 4a–4d)

##### Path A with NaH

Sodium hydride at 60% in mineral oil (12 mmol) was added portionwise to a solution of each appropriate 5-alkylidene-1,2,3-dithiazole (Scheme 3, 3a–d; 6 mmol) in dry THF (15 mL). The dark red solution turned to dark yellow color after total consumption of the starting material. The solvent was evaporated under reduced pressure, and the crude product was quenched with brine (75 mL)



and ethyl acetate (20 mL), before being extracted three times with ethyl acetate (200 mL). The organic layer was washed with brine, dried over magnesium sulfate, filtered, and concentrated under reduced pressure. The crude product was purified through flash chromatography on a silica gel column (100% ethyl acetate).

#### Path B with $\text{CH}_3\text{MgBr}$

Methyl magnesium bromide at  $3 \text{ mol} \cdot \text{L}^{-1}$  (1.2 mmol) was added portionwise to a solution of each appropriate 5-alkylidene-1,2,3-dithiazole (Scheme 3, **3a–d**; 0.6 mmol) in dry THF (4 mL). The dark red solution turned to a dark yellow color after total consumption of the starting material. The solvent was evaporated under reduced pressure, and the crude product was quenched with brine (15 mL) and ethyl acetate (10 mL), before being extracted three times with ethyl acetate (100 mL). The organic layer was washed with brine, dried over magnesium sulfate, filtered, and concentrated under reduced pressure. The crude product was purified through flash chromatography on a silica gel column (100% ethyl acetate).

(*Z*)-2-Mercapto-2-(2-oxoindolin-3-ylidene)acetonitrile (Table 3, **4a**). Yield: 49% (*Path A*), 33% (*Path B*). Dark Solid; m.p.: 295–297 °C.  $\nu_{\text{max}}$  ( $\text{cm}^{-1}$ ): 3239, 2207 (CN), 1647, 1616, 1509, 1458, 1332, 1185, 1086, 777, 724.  $^1\text{H-NMR}$  (400 MHz, acetone- $d_6$ )  $\delta$  = 9.09 (s, 1H), 8.99 (d,  $J$  = 7.5 Hz, 1H), 7.03 (t,  $J$  = 7.4 Hz, 1H), 6.88 (t,  $J$  = 7.6 Hz, 1H), 6.81 (d,  $J$  = 7.7 Hz, 1H).  $^{13}\text{C-NMR}$  (400 MHz, acetone- $d_6$ )  $\delta$  = 168.0, 158.0, 138.7, 134.1, 126.1, 123.6, 121.2, 120.9, 118.0, 108.7. HRMS (ES)  $m/z$  calculated for  $\text{C}_{10}\text{H}_6\text{N}_2\text{OS}$  [ $\text{M} + \text{Na}$ ] $^+$  225.0098, found 225.0098.

(*Z*)-2-(5-Bromo-2-oxoindolin-3-ylidene)-2-mercaptoacetonitrile (Table 3, **4b**). Yield: 66% (*Path A*), 25% (*Path B*). Dark solid; m.p.: 330–332 °C.  $\nu_{\text{max}}$  ( $\text{cm}^{-1}$ ): 3275, 2217 (CN), 1646, 1610, 1508, 1457, 1443, 1303, 1192, 1175, 1089, 800.  $^1\text{H-NMR}$  (400 MHz, acetone- $d_6$ )  $\delta$  = 9.30 (s, 1H), 9.23 (d,  $J$  = 2.1 Hz, 1H), 7.18 (dd,  $J$  = 8.2, 2.2 Hz, 1H), 6.81 (d,  $J$  = 8.2 Hz, 1H).  $^{13}\text{C-NMR}$  (400 MHz, acetone- $d_6$ )  $\delta$  = 167.7, 151.6, 139.3, 137.3, 133.3, 129.4, 128.3, 125.4, 124.9, 110.6. HRMS (ES)  $m/z$  calculated for  $\text{C}_{10}\text{H}_5\text{BrN}_2\text{OS}$  [ $\text{M} + \text{Na}$ ] $^+$  302.9204, found 302.9205.

(*Z*)-2-(5-Chloro-2-oxoindolin-3-ylidene)-2-mercaptoacetonitrile (Table 3, **4c**). Yield: 68% (*Path A*). Dark solid; m.p. > 350 °C.  $\nu_{\text{max}}$  ( $\text{cm}^{-1}$ ): 3276, 2209 (CN), 1642, 1616, 1517, 1449, 1302, 1193, 1177, 1091, 800.  $^1\text{H-NMR}$  (400 MHz, acetone- $d_6$ )  $\delta$  = 9.69 (s, 1H), 9.55 (d,  $J$  = 2.3 Hz, 1H), 7.48 (dd,  $J$  = 8.1, 2.2 Hz, 1H), 7.29 (d,  $J$  = 8.2 Hz, 1H).  $^{13}\text{C-NMR}$  (400 MHz, acetone- $d_6$ )  $\delta$  = 167.8, 152.0, 137.0, 129.5, 126.4, 125.4, 125.0, 122.5, 120.3, 110.0. HRMS (ES)  $m/z$  calculated for  $\text{C}_{10}\text{H}_5\text{ClN}_2\text{OS}$  [ $\text{M} - \text{H}$ ] $^-$  234.9733, found 234.9733.

(*Z*)-2-Mercapto-2-(5-nitro-2-oxoindolin-3-ylidene)acetonitrile (Table 3, **4d**). Yield: 88% (*Path A*). Dark solid; m.p. > 350 °C.  $\nu_{\text{max}}$  ( $\text{cm}^{-1}$ ): 3310, 2211 (CN), 1655, 1617, 1586, 1508, 1447, 1406, 1332, 1288, 1057, 986, 877, 748.  $^1\text{H-NMR}$  (400 MHz, acetone- $d_6$ )  $\delta$  = 9.91 (d,  $J$  = 2.4 Hz, 1H), 9.82 (s, 1H), 8.03 (dd,  $J$  = 8.5, 2.4 Hz, 1H), 7.02 (d,  $J$  = 8.6 Hz, 1H).  $^{13}\text{C-NMR}$  (400 MHz, acetone- $d_6$ )  $\delta$  = 168.0, 153.9, 143.8, 143.1, 128.2, 124.0, 122.5, 119.8, 117.6, 108.4. HRMS (ES)  $m/z$  calculated for  $\text{C}_{10}\text{H}_5\text{N}_3\text{O}_3\text{S}$  [ $\text{M} + \text{H}$ ] $^+$  248.0130, found 248.0128.

2,2'-Disulfanediylbis(2-(2-oxoindolin-3-ylidene)acetonitrile) (Table 3, **5a**). Yield: 46% (*Path A*), 30% (*Path B*). Dark Solid; m.p.: 295–297 °C.  $\nu_{\text{max}}$  ( $\text{cm}^{-1}$ ): 3239, 2207 (CN), 1647, 1616, 1509, 1458, 1332, 1185, 1086, 777, 724.  $^1\text{H-NMR}$  (400 MHz, acetone- $d_6$ )  $\delta$  = 9.15 (s, 2H), 8.10 (d,  $J$  = 7.8 Hz, 2H), 7.03 (t,  $J$  = 7.7 Hz, 2H), 6.90 (t,  $J$  = 7.5 Hz, 2H), 6.85 (d,  $J$  = 7.5 Hz, 2H). HRMS (ES)  $m/z$  calculated for  $\text{C}_{20}\text{H}_{10}\text{N}_4\text{O}_2\text{S}_2$  [ $\text{M} + \text{Na}$ ] $^+$  425.0143, found 425.0142.

2,2'-Disulfanediylbis(2-(5-bromo-2-oxoindolin-3-ylidene)acetonitrile) (Table 3, **5b**). Yield: 33% (*Path A*), 5% (*Path B*). Dark solid; m.p. > 350 °C.  $\nu_{\text{max}}$  ( $\text{cm}^{-1}$ ): 3275, 2217 (CN), 1646, 1610, 1508, 1457, 1443, 1303, 1192, 1175, 1089, 800.  $^1\text{H-NMR}$  (400 MHz, DMSO- $d_6$ )  $\delta$  = 10.06 (s, 2H), 9.00 (d,  $J$  = 2.1 Hz, 2H), 7.17 (dd,  $J$  = 8.3, 2.0 Hz, 2H), 6.65 (d,  $J$  = 8.0 Hz, 2H).  $^{13}\text{C-NMR}$  (400 MHz, DMSO- $d_6$ )  $\delta$  = 165.79, 147.28, 137.57,

128.59, 127.68, 124.54, 123.89, 118.79, 111.88, 109.50. HRMS (ES)  $m/z$  calculated for  $C_{20}H_8Br_2N_4O_2S_2$   $[M + Na]^+$  580.8353, found 580.8343.

2,2'-Disulfanediylylbis(2-(5-chloro-2-oxoindolin-3-ylidene)acetonitrile) (Table 3, 5c). Yield: 30% (Path A). Dark solid; m.p. > 350 °C.  $\nu_{max}$  ( $cm^{-1}$ ): 3276, 2209 (CN), 1642, 1616, 1517, 1449, 1302, 1193, 1177, 1091, 800.  $^1H$ -NMR (400 MHz, DMSO- $d_6$ )  $\delta$  (ppm): 10.05 (s, 2H), 8.86 (d,  $J = 2.1$  Hz, 2H), 7.04 (dd,  $J = 8.1, 2.2$  Hz, 2H), 6.69 (d,  $J = 8.1$  Hz, 2H). HRMS (ES)  $m/z$  calculated for  $C_{20}H_8Cl_2N_4O_2S_2$   $[M + Na]^+$  492.9363, found 492.9357.

### 3.2.3. General Procedure for the Synthesis of 2-(2-Oxoindolin-3-Ylidene)Acetonitrile Derivatives (Table 4, 6a–d)

Supported triphenylphosphine at  $2\text{ mmol}\cdot\text{g}^{-1}$  (1.04 mmol) was added to a solution of each appropriate 5-alkylidene-1,2,3-dithiazole (Scheme 5, 3a–d; 0.52 mmol) in  $CH_2Cl_2$  (5 mL). The mixture was stirred at room temperature for 24 h, and filtered in a vacuum. The resin was washed three times with ethyl acetate (20 mL). The organic layer was washed with brine, dried over magnesium sulfate, filtered, and concentrated under reduced pressure. The crude product was purified through flash chromatography on a silica gel column (ethyl acetate/petroleum ether).

2-(2-Oxoindolin-3-ylidene)acetonitrile (Table 4, 6a) [61]. Yield: 88%. Orange solid; m.p.: 173–175 °C. (E):  $\nu_{max}$  ( $cm^{-1}$ ): 3192, 2218 (CN), 1715, 1610, 1463, 1353, 1318, 1216, 1150, 778.  $^1H$ -NMR (400 MHz,  $CDCl_3$ )  $\delta = 8.08$  (d,  $J = 7.7$  Hz, 1H), 7.62 (s, 1H), 7.40 (t,  $J = 7.8$  Hz, 1H), 7.13 (t,  $J = 7.6$  Hz, 1H), 6.89 (d,  $J = 7.9$  Hz, 1H), 6.31 (s, 1H). (Z):  $\nu_{max}$  ( $cm^{-1}$ ): 3220, 2212, 1720, 1618.  $^1H$ -NMR (400 MHz,  $CDCl_3$ )  $\delta = 7.72$  (d,  $J = 7.7$  Hz, 1H), 7.58 (s, 1H), 7.41 (t,  $J = 7.6$  Hz, 1H), 7.04 (t,  $J = 7.6$  Hz, 1H), 6.94 (s, 1H), 6.87 (d,  $J = 7.7$  Hz, 1H). HRMS (ES)  $m/z$  calculated for  $C_{10}H_6N_2O$   $[M + H]^+$  171.0558, found 171.0556.

2-(5-Bromo-2-oxoindolin-3-ylidene)acetonitrile (Table 4, 6b). Yield: 26%. Orange solid; m.p.: 254–256 °C.  $\nu_{max}$  ( $cm^{-1}$ ): 3193, 2213 (CN), 1721, 1605, 1455, 1445, 1300, 1219, 1115, 1059, 876, 821.  $^1H$ -NMR  $^1H$  (400 MHz, acetone- $d_6$ )  $\delta$  (E + Z) = 9.96 (s, 1H, E), 9.92 (s, 1H, Z), 8.07 (d,  $J = 1.9$  Hz, 1H, E), 7.93 (d,  $J = 1.9$  Hz, 1H, Z), 7.62 (dd,  $J = 8.4, 2.0$  Hz, 1H, E), 7.57 (dd,  $J = 8.3, 2.0$  Hz, 1H, Z), 7.01 (d,  $J = 8.4$  Hz, 1H, E), 6.96 (d,  $J = 8.4$  Hz, 1H, Z), 6.82 (s, 1H, Z), 6.54 (s, 1H, E). HRMS (ES)  $m/z$  calculated for  $C_{10}H_5N_2OBr$   $[M + H]^+$  248.9664, found 248.9661.

2-(5-Chloro-2-oxoindolin-3-ylidene)acetonitrile (Table 4, 6c). Yield: 27%. Orange solid; m.p.: 241–243 °C.  $\nu_{max}$  ( $cm^{-1}$ ): 3186, 2214 (CN), 1730, 1609, 1457, 1450, 1298, 1217, 1116, 1069, 822.  $^1H$ -NMR (400 MHz, acetone- $d_6$ )  $\delta$  (E + Z) = 9.95 (s, 2H, E + Z), 7.93 (d,  $J = 2.1$  Hz, 1H, E), 7.81 (d,  $J = 2.1$  Hz, 1H, Z), 7.49 (dd,  $J = 8.4, 2.1$  Hz, 1H, E), 7.43 (dd,  $J = 8.4, 2.2$  Hz, 1H, Z), 7.06 (d,  $J = 8.5$  Hz, 1H, E), 7.00 (d,  $J = 8.3$  Hz, 1H, Z), 6.83 (s, 1H, Z), 6.55 (s, 1H, E).  $^{13}C$ -NMR (400 MHz, acetone- $d_6$ )  $\delta$  (E + Z) = 166.52 (E), 165.26 (Z), 144.44 (E), 144.29 (Z), 143.98 (E), 143.10 (Z), 134.28 (E), 133.97 (Z), 128.03 (E), 127.91 (Z), 124.88 (E), 123.81 (Z), 123.57 (Z), 122.24 (E), 117.00 (E), 115.76 (Z), 113.33 (E), 112.97 (Z), 99.98 (Z), 99.93 (E). HRMS (ES)  $m/z$  calculated for  $C_{10}H_5ClN_2O$   $[M + Na]^+$  226.9988, found 226.9989.

2-(5-Nitro-2-oxoindolin-3-ylidene)acetonitrile (Table 4, 6d). Yield: 56%. Orange solid; m.p. > 300 °C.  $\nu_{max}$  ( $cm^{-1}$ ): 3179, 2218 (CN), 1729, 1702, 1619, 1533, 1465, 1345, 1310, 1207, 1150, 1070, 844, 745.  $^1H$ -NMR (400 MHz, DMSO- $d_6$ )  $\delta$  (E + Z) = 11.60 (s, 1H, E), 11.56 (s, 1H, Z), 8.72 (d,  $J = 1.7$  Hz, 1H, E), 8.61 (d,  $J = 1.8$  Hz, 1H, Z), 8.34 (dd,  $J = 8.7, 1.9$  Hz, 1H, E), 8.28 (dd,  $J = 8.8, 1.9$  Hz, 1H, Z), 7.34 (s, 1H, Z), 7.11 (d,  $J = 8.8$  Hz, 1H, E), 7.04 (d,  $J = 8.7$  Hz, 1H, Z). 6.80 (s, 1H, E).  $^{13}C$ -NMR (400 MHz, DMSO- $d_6$ )  $\delta$  (E + Z) = 166.39 (E), 165.17 (Z), 150.20 (E), 148.84 (Z), 142.85 (E), 142.48 (Z), 142.36 (Z), 142.10 (E), 129.83 (E), 129.47 (Z), 121.37 (Z), 119.82 (E), 119.28 (Z), 119.09 (E), 116.46 (Z), 115.40 (E), 111.25 (E), 110.82 (Z), 101.22 (E + Z). HRMS (ES)  $m/z$  calculated for  $C_{10}H_5N_3O_3$   $[M + Na]^+$  238.0228, found 238.0231.

## 4. Conclusions

This work described novel examples of the importance of the 1,2,3-dithiazole skeleton in chemistry. It also confirmed the utility of Appel's salt in the conception of novel

heterocyclic rings to access original potential bioactive compounds. The addition of Appel's salt to 2-oxindoles could be performed efficiently and stereoselectively. The corresponding 3-substituted oxindole derivatives could be subjected to selective ring opening, giving fast access to diversely functionalized oxindoles at position 3. Thanks to these methods, we easily generated two families of compounds—3-(1,2,3-dithiazolyli-dene)indololin-2-ones (Table 2, 3a–d) and 2-mercapto-2-(2-oxindolin-3-ylidene)acetonitriles (Table 3, 4a–d)—that could have interesting biological properties, such as protein kinase inhibition or antimicrobial properties. Optimization of the reaction conditions with triphenylphosphine should be performed in an effort to increase yields, and to learn more about stereoselectivity, since it seemed that most 2-(oxindolin-3-ylidene)acetonitrile products (Table 4, 6b–6d) were (E) isomers.

**Author Contributions:** V.T. and T.B. designed the research; B.L. and R.D. performed the experimental work, and participated equally to this work, and should be considered as primary co-authors. A.B. performed spectroscopic analysis. V.T. wrote the manuscript with the cooperation of T.B. and B.L. All authors discussed, edited, and approved the submitted version.

**Funding:** This research was funded by “Ligue Nationale Contre le Cancer, comité 17”, grant number [AO2017-17-VT].

**Acknowledgments:** The authors would like to thank la “Ligue Nationale Contre le Cancer, comité 17” for financial supports, and the “Conseil Départemental de Charente-Maritime” for a PhD grant (B.L.). T.B. thanks LABEX SynOrg (ANR-11-LABX-0029) for financial support.

**Conflicts of Interest:** The authors declare no conflict of interest. The founding sponsors had no role in the design of the study; in the collection, analyses, or interpretation of data; in the writing of the manuscript, and in the decision to publish the results.

## References

1. Weniger, B.; Jiang, Y.; Anton, R.; Bastida, J.; Varea, T.; Quirion, J.-C. Oxindole Alkaloids from *Neolaugeria Resinosa*. *Phytochemistry* **1993**, *32*, 1587–1590. [[CrossRef](#)]
2. Hosoe, T.; Nozawa, K.; Kawahara, N.; Fukushima, K.; Nishimura, K.; Miyaji, M.; Kawai, K. Isolation of a New Potent Cytotoxic Pigment along with Indigotin from the Pathogenic Basidiomycetous Fungus *Schizophyllum commune*. *Mycopathologia* **1999**, *146*, 9–12. [[CrossRef](#)] [[PubMed](#)]
3. Zhu, Q.; Tang, C.-P.; Ke, C.-Q.; Li, X.-Q.; Liu, J.; Gan, L.-S.; Weiss, H.-C.; Gesing, E.-R.; Ye, Y. Constituents of *Trigonostemon chinensis*. *J. Nat. Prod.* **2009**, *73*, 40–44. [[CrossRef](#)] [[PubMed](#)]
4. Millemaggi, A.; Perry, A.; Whitwood, A.C.; Taylor, R.J.K. Telescoped Enolate Arylation/HWE Procedure for the Preparation of 3-Alkenyl-Oxindoles: The First Synthesis of Soulieotine. *Eur. J. Org. Chem.* **2009**, *18*, 2947–2952. [[CrossRef](#)]
5. Uehata, K.; Kimura, N.; Hasegawa, K.; Arai, S.; Nishida, M.; Hosoe, T.; Kawai, K.; Nishida, A. Total Synthesis of Schizocommunin and Revision of Its Structure. *J. Nat. Prod.* **2013**, *76*, 2034–2039. [[CrossRef](#)] [[PubMed](#)]
6. Kaur, M.; Singh, M.; Chadha, N.; Silakari, O. Oxindole: A chemical prism carrying plethora of therapeutic benefits. *Eur. J. Med. Chem.* **2016**, *123*, 858–894. [[CrossRef](#)] [[PubMed](#)]
7. Bort, A.; Quesada, S.; Ramos-Torres, Á.; Gargantilla, M.; Priego, E.M.; Raynal, S.; Lepifre, F.; Gasalla, J.M.; Rodriguez-Henche, N.; Castro, A.; et al. Identification of a novel 2-oxindole fluorinated derivative as in vivo antitumor agent for prostate cancer acting via AMPK activation. *Sci. Rep.* **2018**, *8*, 4370. [[CrossRef](#)] [[PubMed](#)]
8. Riham, F.G. Facile synthesis of simple 2-oxindole-based compounds with promising antiproliferative activity. *Future Med. Chem.* **2018**, *10*, 269–282. [[CrossRef](#)]
9. Davis, H.J.; Kavanagh, M.E.; Balan, T.; Abell, C.; Coyne, A.G. Spirooxindoles as novel 3D-fragment scaffolds: Synthesis and screening against CYP121 from *M. tuberculosis*. *Bioorg. Med. Chem. Lett.* **2016**, *26*, 3735–3740. [[CrossRef](#)] [[PubMed](#)]
10. Ren, J.-W.; Wang, J.; Xiao, J.-A.; Li, J.; Xiang, H.-Y.; Chen, X.-Q.; Yang, H. L-Pyroglutamic sulphonamide as hydrogen-bonding organocatalyst: Enantioselective Diels–Alder cyclization to construct carbazolespirooxindoles. *J. Org. Chem.* **2017**, *82*, 6441–6449. [[CrossRef](#)] [[PubMed](#)]
11. Jayakmar, S.; Louven, K.; Strohmman, C.; Kumar, K. A tunable and enantioselective hetero-Diels–Alder reaction provides access to distinct piperidinoyl spirooxindoles. *Angew. Chem. Int. Ed.* **2017**, *56*, 15945–15949. [[CrossRef](#)] [[PubMed](#)]

12. Morales-Ríos, M.S.; García-Velgara, M.; Cervantes-Cuevas, H.; Alvarez-Cisneros, C.; Joseph-Nathan, P. Push-pull and pull-push effects in isatylidenes. *Magn. Reson. Chem.* **2000**, *38*, 172–176. [[CrossRef](#)]
13. Li, G.; Feng, X.; Du, H. Palladium-catalyzed asymmetric allylic amination of racemic butadiene monoxide with isatin derivatives. *Org. Biomol. Chem.* **2015**, *13*, 5826–5830. [[CrossRef](#)] [[PubMed](#)]
14. Millemaggi, A.; Taylor, R.J.K. 3-Alkenyl-oxindoles: Natural products, pharmaceuticals, and recent synthetic advances in tandem/telescoped approaches. *Eur. J. Org. Chem.* **2010**, 4527–4547. [[CrossRef](#)]
15. Lubkoll, J.; Millemaggi, A.; Perry, A.; Taylor, R.J.K. Tandem Horner–Wadsworth–Emmons/Heck procedures for the preparation of 3-alkenyl-oxindoles: The synthesis of Semaxanib and GW441756. *Tetrahedron* **2010**, *66*, 6606–6612. [[CrossRef](#)]
16. Miura, T.; Toyoshima, T.; Ito, Y.; Murakami, M. Synthesis of stereodefined 3-alkylideneoxindoles by palladium-catalyzed reactions of 2-(alkynyl)aryl isocyanates with thiols and alcohols. *Chem. Lett.* **2009**, *38*, 1174–1175. [[CrossRef](#)]
17. Tang, S.; Yu, Q.-F.; Peng, P.; Li, J.-H.; Zhong, P.; Tang, R.-Y. Palladium-catalyzed carbonylative annulation reaction of 2-(1-alkynyl)benzenamines: Selective synthesis of 3-(halomethylene)indolin-2-ones. *Org. Lett.* **2007**, *9*, 3413–3416. [[CrossRef](#)] [[PubMed](#)]
18. Ueda, S.; Okada, T.; Nagasawa, H. Oxindole Synthesis by Palladium-catalysed aromatic C–H alkenylation. *Chem. Commun.* **2010**, *46*, 2462–2464. [[CrossRef](#)] [[PubMed](#)]
19. Cao, S.-H.; Zhang, X.-C.; Wei, Y.; Shi, M. Chemoselective reduction of isatin-derived electron-deficient alkenes using alkylphosphanes as reduction reagents. *Eur. J. Org. Chem.* **2011**, *14*, 2668–2672. [[CrossRef](#)]
20. Rassu, G.; Zambrano, V.; Pinna, L.; Curti, C.; Battistini, L.; Sartori, A.; Pelosi, G.; Zanardi, F.; Casiraghi, G. Direct regio-, diastereo-, and enantioselective vinylogous Michael Addition of prochiral 3-alkylideneoxindoles to nitroolefins. *Adv. Synth. Catal.* **2013**, *355*, 1881–1886. [[CrossRef](#)]
21. Yang, X.-H.; Li, K.; Song, R.-J.; Li, J.-H. Room-temperature Palladium-catalyzed intramolecular oxidative aminocarbonylation of vinylic C(sp<sup>2</sup>)–H Bonds with amines and CO. *Eur. J. Org. Chem.* **2014**, *3*, 616–623. [[CrossRef](#)]
22. Amol, P.J.; Amjad, A.; Ravi, P.S. Vinylogous nucleophilic substitution of the hydroxy group in diarylmethanols with 3-propenyl-2-silyloxyindoles: Towards the synthesis of  $\alpha$ -alkylidene- $\delta$ -diaryl-2-oxindoles. *Adv. Synth. Catal.* **2017**, *359*, 1508–1510. [[CrossRef](#)]
23. Craig, R.; Sorrentino, E.; Connon, S.J. Enantioselective alkylation of 2-oxindoles catalyzed by a bifunctional phase-transfer catalyst: Synthesis of (–)-Debromoflustramine B. *Chem. Eur. J.* **2018**, *24*, 4528–4531. [[CrossRef](#)] [[PubMed](#)]
24. Petrini, M.; Chiurchiù, E.; Rossi, F.V.; Palmieri, A. Oxidative conversion of sulfonyl indoles into 3-alkylidene-2-oxindoles under flow chemical conditions. *Synthesis* **2018**, *50*, 371–376. [[CrossRef](#)]
25. Beauchard, A.; Ferandin, Y.; Frère, S.; Lozach, O.; Blairvacq, M.; Meijer, L.; Thiéry, V.; Besson, T. Synthesis of novel 5-substituted Indirubins as protein kinases inhibitors. *Bioorg. Med. Chem.* **2006**, *14*, 6434–6443. [[CrossRef](#)] [[PubMed](#)]
26. Havrylyuk, D.; Zimenkovsky, B.; Vasylenko, O.; Gzella, A.; Lesyk, R. Synthesis of new 4-thiazolidinone-, pyrazoline-, and Isatin-based conjugates with promising antitumor Activity. *J. Med. Chem.* **2012**, *55*, 8630–8641. [[CrossRef](#)] [[PubMed](#)]
27. Erben, F.; Michalik, D.; Feist, H.; Kleeblatt, D.; Hein, M.; Matin, A.; Iqbal, J.; Langer, P. Synthesis and antiproliferative activity of (Z)-1-Glycosyl-3-(5-oxo-2-thioxoimidazolidin-4-ylidene)indolin-2-ones and (Z)-3-(2-glycosylsulfanyl-4-oxo-4,5-dihydro-thiazol-5-ylidene)indolin-2-Ones. *RSC Adv.* **2014**, *4*, 10879–10893. [[CrossRef](#)]
28. Appel, R.; Janssen, H.; Siray, M.; Knoch, F. Synthese und reaktionen des 4,5-dichlor-1,2,3-dithiazolium-chlorids. *Eur. J. Inorg. Chem.* **1985**, *118*, 1632–1643. [[CrossRef](#)]
29. Rees, C.W. Polysulfur-nitrogen heterocyclic chemistry. *J. Heterocycl. Chem.* **1992**, *29*, 639–651. [[CrossRef](#)]
30. Rakitin, O.A. *Comprehensive Heterocyclic Chemistry II I*; Katritzky, A.R., Ramsden, C.A., Scriven, E.F.V., Taylor, R.J.K., Eds.; Elsevier: Oxford, UK, 2008; Volume 6, p. 1.
31. Konstantinova, L.S.; Rakitin, O. Synthesis and properties of 1,2,3-dithiazoles. *Russ. Chem. Rev.* **2008**, *77*, 521–546. [[CrossRef](#)]
32. Foucourt, A.; Chosson, E.; Besson, T. 4,5-Dichloro-1,2,3-dithiazol-1-ium chloride. *e-EROS* **2009**. [[CrossRef](#)]

33. Koutentis, P.A. The preparation and characterization of 5-substituted-4-chloro-1,2,3-dithiazolium salts and their conversion into 4-substituted-3-chloro-1,2,5-thiadiazoles. *Molecules* **2005**, *10*, 346–359. [[CrossRef](#)] [[PubMed](#)]
34. Cuadro, A.M.; Alvarez-Buila, J. 4,5-Dichloro-1,2,3-dithiazolium chloride (Appel salt). Reactions with *N*-nucleophiles. *Tetrahedron* **1994**, *50*, 10037–10046. [[CrossRef](#)]
35. Rakitin, O.A.; Rees, C.W.; Vlasova, O.G. 1,2,4-Thiadiazole 4-oxides. *Chem. Commun.* **1996**, *11*, 1273–1274. [[CrossRef](#)]
36. Koyioni, M.; Manoli, M.; Manolis, M.J.; Koutentis, P.A. Reinvestigating the reaction of 1H-pyrazol-5-amines with 4,5-dichloro-1,2,3-dithiazolium chloride: A route to pyrazolo[3,4-*c*]isothiazoles and pyrazolo[3,4-*d*]thiazoles. *J. Org. Chem.* **2014**, *79*, 4025–4037. [[CrossRef](#)] [[PubMed](#)]
37. Baraldi, P.G.; Pavani, M.G.; del Carmen Nunez, M.; Brigidi, P.; Vitali, B.; Gambari, R.; Romagnoli, R. Antimicrobial and antitumor activity of *N*-heteroimine-1,2,3-dithiazoles and their transformation in triazolo-, imidazo-, and pyrazolopyrimidines. *Bioorg. Med. Chem.* **2002**, *10*, 449–456. [[CrossRef](#)]
38. Mirallai, S.I.; Manos, M.J.; Koutentis, P.A. One-Step Conversion of 2-amino-*N'*-arylbenzamidines into 3-aryl-4-imino-3,4-dihydroquinazoline-2-carbonitriles using 4,5-dichloro-1,2,3-dithiazolium chloride. *J. Org. Chem.* **2013**, *78*, 9906–9913. [[CrossRef](#)] [[PubMed](#)]
39. Konstantinova, L.S.; Bol'shakov, O.I.; Obruchnikova, N.V.; Laborie, H.; Tanga, A.; Sopéna, V.; Lanneluc, I.; Picot, L.; Sablé, S.; Thiéry, V. One-Pot Synthesis of 5-phenylimino, 5-thieno or 5-oxo-1,2,3-dithiazoles and evaluation of their antimicrobial and antitumor activity. *Bioorg. Med. Chem. Lett.* **2009**, *19*, 136–141. [[CrossRef](#)] [[PubMed](#)]
40. De Fatima Pereira, M.; Sarghe, E.; Rouillard, H.; Domon, L.; Chérouvrier, J.-R.; Thiéry, V. Synthesis of novel heterocyclic fused pyrimidin-4-one derivatives from imino-1,2,3-dithiazoles. *Arkivoc* **2017**, 335–345. [[CrossRef](#)]
41. Emayan, K.; English, R.F.; Koutentis, P.A.; Rees, C.W. New routes to benzothiophenes, isothiazoles and 1,2,3-dithiazoles. *J. Chem. Soc. Perkin Trans. 1* **1997**, *22*, 3345–3349. [[CrossRef](#)]
42. Koutentis, P.A.; Rees, C.W. Reactions of tetracyanoethylene oxide with 1,2,3-dithiazoles. *J. Chem. Soc. Perkin Trans. 1* **1998**, 2505–2509. [[CrossRef](#)]
43. Christoforou, I.C.; Koutentis, P.A.; Rees, C.W. Reactions of 1,2,3-dithiazoles with halogenated malononitriles. *J. Chem. Soc. Perkin Trans. 1* **2002**, 1236–1241. [[CrossRef](#)]
44. Kalogirou, A.S.; Koutentis, P.A. The reaction of 4,5-dichloro-1,2,3-dithiazolium chloride with dimethylsulfonium dicyanomethylide: An improved synthesis of (4-chloro-1,2,3-dithiazolylidene)-malononitrile. *Tetrahedron* **2009**, *65*, 6850–6854. [[CrossRef](#)]
45. D'hooge, B.; Dehaen, W. Stereoisomerism in the adducts of Appel salt with activated methylenes. *Bull. Soc. Chim. Belg.* **1997**, *106*, 729–730.
46. Clarke, D.; Emayan, K.; Rees, C.W. New synthesis of isothiazoles from primary enamines. *J. Chem. Soc. Perkin Trans. 1* **1998**, *1*, 77–81. [[CrossRef](#)]
47. Kim, K. Synthesis and Reactions of 1,2,3-Dithiazoles. *Sulfur Rep.* **1998**, *21*, 147–210. [[CrossRef](#)]
48. Chang, Y.-G.; Cho, H.S.; Kim, K. Novel synthesis and reactions of 5,7-dialkyl-4,6-dioxo-4,5,6,7-tetrahydroisothiazolo[3,4-*d*]pyrimidine-3-carbonitriles and 6-methyl-4-oxo-4*H*-1-aza-5-oxa-2-thiaindene-3-carbonitrile. *Org. Lett.* **2003**, *5*, 507–510. [[CrossRef](#)] [[PubMed](#)]
49. Jeon, M.-K.; Kim, K. Synthesis of new 5-alkylidene-4-chloro-5*H*-1,2,3-dithiazoles and their stereochemistry. *Tetrahedron* **1999**, *55*, 9651–9667. [[CrossRef](#)]
50. Kalogirou, A.S.; Koutentis, P.A. The degradation of 4,5-dichloro-1,2,3-dithiazolium chloride in wet solvents. *Tetrahedron* **2009**, *65*, 6859–6862. [[CrossRef](#)]
51. Besson, T.; Rees, C.W. New route to 4-alkoxyquinazoline-2-carbonitriles. *J. Chem. Soc. Perkin Trans. 1* **1996**, *23*, 2857–2860. [[CrossRef](#)]
52. Michaelidou, S.S.; Koutentis, P.A. The Conversion of 2-(4-chloro-5*H*-1,2,3-dithiazolylideneamino)benzonitriles into 3-aminoindole-2-carbonitriles using triphenylphosphine. *Tetrahedron* **2009**, *65*, 8428–8433. [[CrossRef](#)]
53. Bénétteau, V.; Besson, T.; Guillard, J.; Léonce, S.; Pfeiffer, B. Synthesis and in vitro antitumor evaluation of benzothiazole-2-carbonitrile derivatives. *Eur. J. Med. Chem.* **1999**, *34*, 1053–1060. [[CrossRef](#)]
54. Rees, C.W.; Roe, D.G.; Thiéry, V. Imidazoquinolinethiones from quinolines: A new molecular rearrangement. *Chem. Commun.* **1996**, *24*, 2775–2776. [[CrossRef](#)]

55. Besson, T.; Guillard, J.; Rees, C.W.; Thiéry, V. New syntheses of aryl isothiocyanates. *J. Chem. Soc. Perkin Trans. 1* **1998**, *5*, 889–892. [[CrossRef](#)]
56. Logé, C.; Testard, A.; Thiéry, V.; Lozach, O.; Blairvacq, M.; Robert, J.-M.; Meijer, L.; Besson, T. Novel 9-oxo-thiazolo[5,4-f]quinazoline-2-carbonitrile derivatives as dual cyclin-dependent kinase 1 (CDK1)/glycogen synthase kinase-3 (GSK-3) inhibitors: Synthesis, biological evaluation and molecular modeling studies. *Eur. J. Med. Chem.* **2008**, *43*, 1469–1477. [[CrossRef](#)] [[PubMed](#)]
57. Kalogirou, A.S.; Christoforou, I.C.; Ioannidou, H.A.; Manos, M.J.; Koutentis, P.A. Ring transformation of (4-chloro-5H-1,2,3-dithiazol-5-ylidene)acetonitriles to 3-haloisothiazole-5-carbonitriles. *RSC Adv.* **2014**, *4*, 7735–7748. [[CrossRef](#)]
58. Christoforou, I.C.; Kalogirou, A.S.; Koutentis, P.A. The preparation of dicyano-1,3,4-thiadiazole and tricyanothiazole via 1,2,3-dithiazole chemistry. *Tetrahedron* **2009**, *65*, 9967–9972. [[CrossRef](#)]
59. Besson, T.; Guillaumet, G.; Lamazzi, C.; Rees, C.W.; Thiéry, V. *N*-(Cyanothioformyl)indoline; a new indoline ring forming reaction. *J. Chem. Soc. Perkin Trans. 1* **1998**, *24*, 4057–4060. [[CrossRef](#)]
60. Long, D.R.; Richards, C.G.; Ross, M.S.F. The stereochemistry of 2-oxoindolin-3-ylidene derivatives. *J. Heterocycl. Chem.* **1978**, *15*, 633–636. [[CrossRef](#)]
61. Osman, F.H.; El-Samahy, F.A. On the reaction of Isatin with cyanomethylene(triphenyl)-phosphorane. A nucleophilic attack of alkyl phosphites on the carbon–carbon double bond of (*E*)-oxindolylideneacetonitrile. *Tetrahedron* **2000**, *56*, 1863–1871. [[CrossRef](#)]
62. Chen, M.; Gan, L.; Lin, S.; Wang, X.; Li, L.; Li, Y.; Zhu, C.; Wang, Y.; Jiang, B.; Jiang, J.; et al. Alkaloids from the root of *Isatis Indigotica*. *J. Nat. Prod.* **2012**, *75*, 1167–1176. [[CrossRef](#)] [[PubMed](#)]

**Sample Availability:** Samples of the compounds **3** and **4** are available from the authors.



© 2018 by the authors. Licensee MDPI, Basel, Switzerland. This article is an open access article distributed under the terms and conditions of the Creative Commons Attribution (CC BY) license (<http://creativecommons.org/licenses/by/4.0/>).