



HAL
open science

BiCl₃ -Mediated direct functionalization of unsaturated C–C bonds with an electrophilic SCF₂ PO(OEt)₂ reagent

Jianjun Wang, Heng-Ying Xiong, Emilie Petit, Laëtizia Bailly, Xavier Pannecoucke, Thomas Poisson, Tatiana Besset

► **To cite this version:**

Jianjun Wang, Heng-Ying Xiong, Emilie Petit, Laëtizia Bailly, Xavier Pannecoucke, et al.. BiCl₃ -Mediated direct functionalization of unsaturated C–C bonds with an electrophilic SCF₂ PO(OEt)₂ reagent. *Chemical Communications*, 2019, 55 (60), pp.8784-8787. 10.1039/c9cc01851d. hal-02121245

HAL Id: hal-02121245

<https://normandie-univ.hal.science/hal-02121245v1>

Submitted on 16 May 2019

HAL is a multi-disciplinary open access archive for the deposit and dissemination of scientific research documents, whether they are published or not. The documents may come from teaching and research institutions in France or abroad, or from public or private research centers.

L'archive ouverte pluridisciplinaire **HAL**, est destinée au dépôt et à la diffusion de documents scientifiques de niveau recherche, publiés ou non, émanant des établissements d'enseignement et de recherche français ou étrangers, des laboratoires publics ou privés.

BiCl₃-Mediated Direct Functionalization of Unsaturated C–C Bonds with an Electrophilic SCF₂PO(OEt)₂ Reagent

Jianjun Wang, Heng-Ying Xiong, Emilie Petit, Laëticia Bailly, Xavier Pannecoucke, Thomas Poisson^a and Tatiana Besset*

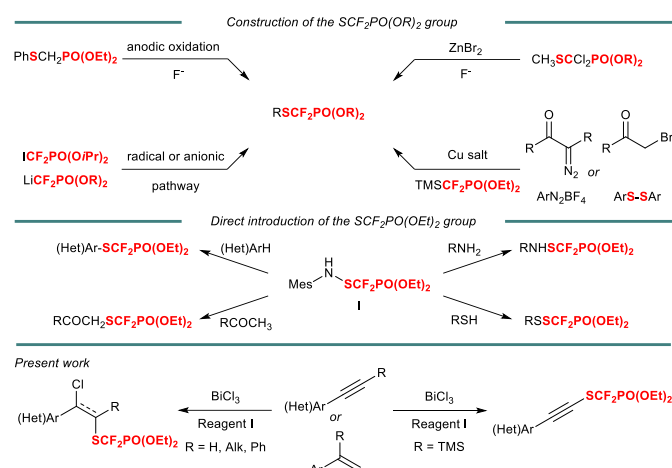
Normandie Univ, INSA Rouen, UNIROUEN, CNRS, COBRA (UMR 6014), 76000 Rouen, France. E-mail: tatiana.besset@insa-rouen.fr

^aInstitut Universitaire de France, 103 boulevard Saint-Michel, 75005 Paris, France

Abstract: A transition metal free approach was developed to the direct difunctionalization of disubstituted alkynes and terminal alkenes with concomitant formation of C-SCF₂PO(OEt)₂ and C-Cl bonds. The BiCl₃-mediated reaction offered an access to highly value-added functionalized scaffolds in a single operation under mild conditions. Extension to SCF₂PO(OEt)₂-containing alkynes was also studied.

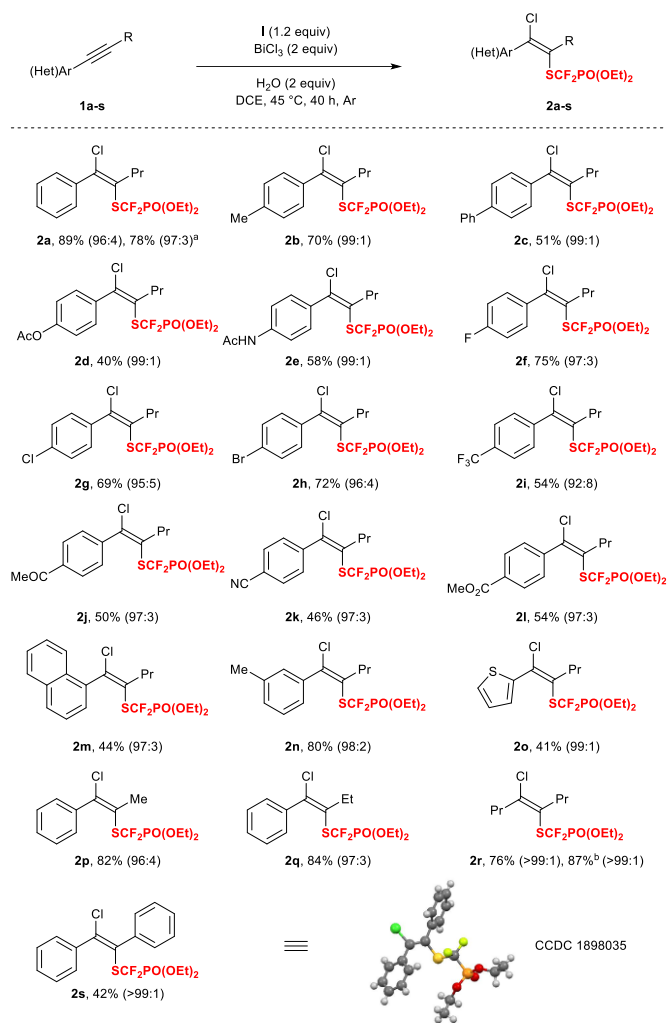
Present in pharmaceuticals and agrochemicals,¹ fluorinated products represent an important class of compounds thanks to the unique properties of the fluorine atom.² Although, the introduction of a fluorine atom or a CF₃ group onto molecules was widely studied,³ the incorporation of a SR_f group (SCF₃, SCF₂H, SCF₂FG) remained in comparison rather limited.⁴ Therefore, major advances were achieved over the last years by Hu,⁵ Goossen,⁶ Billard,⁷ Shen,⁸ Shibata⁹ and our group,¹⁰ among others. As part of these SR_f residues, we turned our attention to the SCF₂PO(OR)₂ group. Indeed, this fluorinated group is of interest due to its unique features: 1) combining the properties of both sulfur-containing molecules and the CF₂PO(OEt)₂ group,¹¹ 2) its easy transformation into other fluorinated groups (*eg.* SCF₂H, SO₂CF₂H and SO_nCF₂PO(OEt)₂ groups) and 3) a Hansch-Leo parameter of $\pi = 0.76$,¹² a lower value than the one obtained for the SCF₃ group ($\pi = 1.44$).¹³ Hence, this group provides a new tool to modulate the lipophilicity of molecules of interest, in which it is incorporated.

To date, two main synthetic approaches were used to access SCF₂PO(OEt)₂-containing molecules (Scheme 1). The construction of the SCF₂PO(OEt)₂ moiety was developed based on electrochemical fluorination, halox-type process as well as radical and anionic processes.¹⁴ However, this strategy only offered an access to a handful of RSCF₂PO(OEt)₂-containing compounds (R = Me, Ph or Py). Since 2016, a renewal of interest was shown and copper mediated transformations using TMSCF₂PO(OEt)₂ were developed for the formation of C(sp³)-SCF₂PO(OEt)₂ bond from α -diazo carbonyl compounds^{15a} and α -bromoketones.^{15b} More recently, the synthesis of [(diethylphosphono)difluoromethyl]thiolated arenes starting from either diphenyl disulfides or aromatic diazonium salts was independently reported by Poisson^{16a} and Goossen.^{16b} A complementary strategy relied on the direct introduction of the SCF₂PO(OEt)₂ group onto molecules. In a previous study,¹⁰ our group reported the synthesis and application of the newly-designed electrophilic SCF₂PO(OEt)₂ reagent **I** for the functionalization of various nucleophiles (C(sp³)-, N- and S-SCF₂PO(OEt)₂ bonds formation). Convinced about the synthetic utility to develop efficient and general tools for the introduction of this emergent fluorinated group, we sought to explore the possibility to make challenging C(sp)-, C(sp²)- and C(sp³)-SCF₂PO(OEt)₂ bonds, using **I**, starting from alkynes and alkenes. Herein, we report a general approach based on a BiCl₃-mediated direct functionalization of unsaturated C–C bonds with the electrophilic SCF₂PO(OEt)₂ reagent **I**.



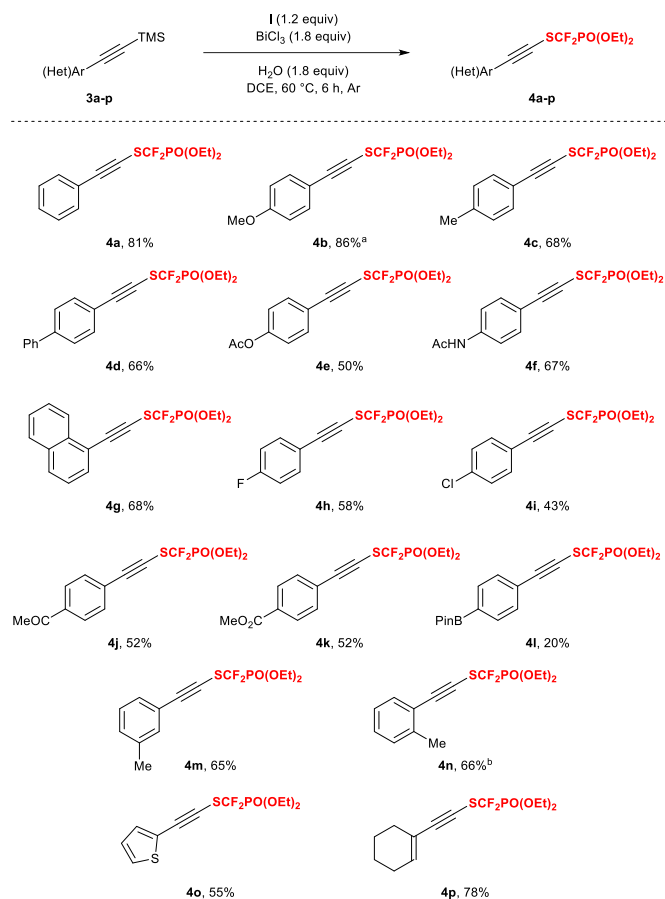
Scheme 1. State of the art and present work to access (diethyl phosphono)difluoromethylthiolated molecules.

At the outset of this study, we explored the reactivity of the reagent **I** with alkynes under transition metal free conditions. A quick screening of the reaction conditions revealed that the reaction of **1a** and **I** proceeded smoothly under mild conditions (45 °C) using BiCl_3 as a promoter¹⁷ in the presence of 2 equivalents of water (Scheme 2). Indeed, the concomitant formation of C- $\text{SCF}_2\text{PO}(\text{OEt})_2$ and C-Cl bonds occurred and **2a** was isolated in 89% yield with a good diastereoisomeric ratio (*E/Z* ratio of 96:4) in favour of the *E* isomer having a *cis* relationship between the aryl and the fluorinated group.¹² Worth mentioning that the presence of a chlorine atom on the resulting alkene **2** constituted a real asset, offering possibilities for post-functionalization reactions. The difunctionalization^{1b,g,h,18} reaction was easily scaled up, giving **2a** in 78% yield with a similar diastereoisomeric ratio. Then, a myriad of disubstituted alkynes was functionalized and the challenging *tetr*substituted alkenes were isolated in good to high yields with high diastereoselectivities in favour of the *E* isomer (19 examples, up to 89% yield and *E/Z* ratio from 95:5 to 99:1). Unsymmetrical alkynes **1a-q** were first studied and electron-rich (**1b-e**) and electron-deficient (**1f-l**) 1-arylpentyne derivatives were functionalized. The transformation turned out to be tolerant to various functional groups such as OAc, NHAc, halogens, CF_3 , COMe, CN and CO_2Me . Pleasingly, the reaction was also compatible with heteroaryl groups such as the 3-thienyl and the corresponding compound **2o** was obtained in 41% yield with a complete diastereoselectivity (99:1). 1-Phenyl-1-propyne **1p** and 1-phenyl-1-butyne **1q** were also suitable substrates leading to the corresponding fluorinated molecules **2p** and **2q** in 82% and 84% yields, respectively. Note that despite all our efforts, the functionalization of terminal alkynes failed and complex reaction mixtures were obtained. Finally, symmetrical alkynes with either aliphatic or aromatic substituents (**1r** and **1s**) were functionalized leading to **2r** and **2s** in somehow lower yields (76% and 42%, respectively), although an increase of the temperature to 60 °C increased the yield to 87% yield.



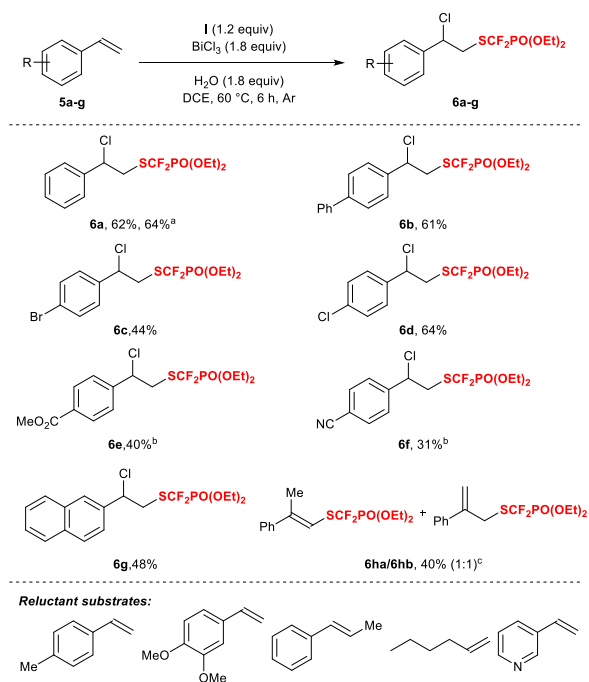
Scheme 2. (Diethyl phosphono)difluoromethylthiolation of internal alkynes. Reaction performed on 0.25 mmol scale. Isolated yields are given. The major isomer was represented. *E/Z* ratio was given in parenthesis and was determined by ¹⁹F NMR on the crude reaction mixture. ^a on 1 mmol scale. ^b Reaction performed at 60 °C.

Surprisingly, when 1-phenyl-2-trimethylsilylacetylene was used as a substrate, the SCF₂PO(OEt)₂-containing alkyne **4a** was obtained as the main product (Scheme 3). Taking benefit from the opportunity to selectively get the high value-added SCF₂PO(OEt)₂-containing alkynes, further investigations were conducted. Using slightly modified reaction conditions, **4a** was isolated in high yield (81%). Next, a panel of trimethylsilyl(hetero)aromatic acetylene derivatives (**1b-o**) was functionalized. The introduction of the SCF₂PO(OEt)₂ residue on alkynes having an aromatic ring bearing both electron-donating (**1b-g**) and electron-withdrawing groups (**1h-l**) at the *para* position was realized, the transformation being more efficient with electron rich arenes. The substitution pattern on the aryl part did not have an impact on the reaction outcome since **4c**, **4m** and **4n** were obtained in similar yields. Various functional groups were tolerated, even halogen and BPin (**4h**, **4i** and **4l**). Alkynes bearing a thienyl group (**3o**) and the 1-[(trimethylsilyl)ethynyl]cyclohexene **3p** were functionalized in good to high yields.



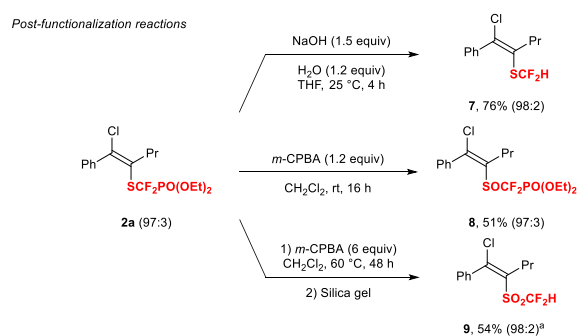
Scheme 3. Synthesis of SCF₂PO(OEt)₂-containing alkynes. Reaction performed on 0.25 mmol scale under Argon. Isolated yields are given. ^a Reaction performed at 45 °C. ^b **4n** was contaminated with an inseparable impurity. TMS = trimethylsilyl.

Finally, this reaction manifold was successfully extended to the difunctionalization of a panel of styrene derivatives **5** under same conditions (Scheme 4). Styrene **6a** was isolated in a good yield whatever the scale of the reaction (0.25 or 1 mmol). Arenes substituted with a phenyl group (**5b**) or a halogen (**5c** and **5d**) were suitable substrates. Gratifyingly, the transformation was tolerant to functional groups such as ester and nitrile groups, providing **6e** and **6f** in 40% and 31% yield, respectively. When 2-vinylnaphthalene **5g** was reacted, the corresponding product **6g** was obtained in 48% yield. α -Methylstyrene was a suitable substrate, although a 1:1 mixture of **6ha** and **6hb** was isolated, probably resulting from a fast HCl elimination. Unfortunately, electron rich styrenes, *trans*- β -methylstyrene, 1-hexene and heteroaromatic derivative were reluctant under our standard reaction conditions.



Scheme 4. Scope and limitations of the difunctionalization reaction of styrene derivatives. Reaction performed on 0.25 mmol scale. Isolated yields are given. ^a on 1 mmol scale. ^b **6e** and **6f** were contaminated with an inseparable impurity. ^c The ratio was determined on the ¹⁹F NMR of the crude reaction mixture.

The potential of the compound **2a** was further explored by converting the SCF₂PO(OEt)₂ residue into other highly value-added fluorinated moieties (Scheme 5). Upon basic conditions, the difluoromethylthiolated *tetrast*substituted alkene **7** was obtained in 76% yield, without erosion of the diastereoisomeric ratio (Scheme 5). This provided an unprecedented synthetic route to this class of polysubstituted SCF₂H alkenes.⁴ In addition, the selective oxidation of **2a** into the corresponding sulfoxide **8** was possible, the olefin part remaining intact. Using, an excess of the oxidizing agent, the target sulfone derivative was not isolated. However, the SO₂CF₂H-containing alkene **9** was obtained after removal of the PO(OEt)₂ moiety upon purification on silica gel.



Scheme 5. Post-functionalization reactions. Reactions performed on 0.15 mmol scale under Argon. Isolated yields are given. *E/Z* ratio was determined by ¹⁹F NMR on the crude mixture. The major isomer was represented. ^a *E/Z* ratio was determined by ¹⁹F NMR on the product **9** after column chromatography on silica gel.

In conclusion, the BiCl₃-mediated difunctionalization reaction of alkynes and alkenes using the electrophilic reagent **I** was developed. This transition metal free approach offered a straightforward access to unprecedented highly functionalized aliphatic and vinylic SCF₂PO(OEt)₂-containing molecules. Moreover, starting from trimethylsilyl(hetero)aromatic acetylene derivatives, a selective and original access to SCF₂PO(OEt)₂-containing alkynes was established. Under mild conditions, these transformations turned out to be tolerant to a broad variety of functional groups (nitrile, ketone, ester, amides, halogen, BPin, ...) giving the products in good to excellent yields (40 examples, up to 89% yield). Post-functionalization reactions were successfully realized, showcasing the synthetic utility of the products since other fluorinated groups of interest were readily obtained (SOCF₂PO(OEt)₂, SO₂CF₂H and SCF₂H groups). Using simple and practical conditions, this methodology considerably broadened the toolbox to access SCF₂PO(OEt)₂-containing molecules, a significant advance in organofluorine chemistry. We believe that this approach will open new avenues towards further studies related to the SCF₂PO(OEt)₂ residue and offer novel synthetic access to high value-added scaffolds.

This work was partially supported by INSA Rouen, Rouen University, CNRS, EFRD, Labex SynOrg (ANR-11-LABX-0029), Région Normandie (Crunch Network) and the IUF (Institut Universitaire de France). T.B. thanks the European Research Council (ERC) under the European Union's Horizon 2020 research and innovation program (grant agreement no. 758710). J.W. thanks the UMR 6014 COBRA for a postdoctoral fellowship. H.-Y.X. thanks China Scholarship Council (CSC) for a doctoral fellowship.

Electronic Supplementary Information (ESI) available: Detailed experimental procedures, characterization data, copies of ¹H, ¹⁹F and ¹³C spectra of new compounds. CCDC 1898035.

Conflicts of interest

There are no conflicts to declare.

Notes and references

- (a) J. Wang, M. Sánchez-Roselló, J. L. Aceña, C. del Pozo, A. E. Sorochinsky, S. Fustero, V. A. Soloshonok and H. Liu, *Chem. Rev.*, 2014, **114**, 2432; (b) S. Purser, P. R. Moore, S. Swallow and V. Gouverneur, *Chem. Soc. Rev.*, 2008, **37**, 320; (c) E. P. Gillis, K. J. Eastman, M. D. Hill, D. J. Donnelly and N. A. Meanwell, *J. Med. Chem.*, 2015, **58**, 8315; (d) E. A. Ilardi, E. Vitaku and J. T. Njardarson, *J. Med. Chem.*, 2014, **57**, 2832.
- D. O'Hagan, *Chem. Soc. Rev.*, 2008, **37**, 308.
- (a) T. Liang, C. N. Neumann and T. Ritter, *Angew. Chem. Int. Ed.*, 2013, **52**, 8214; (b) T. Besset, T. Poisson and X. Pannecoucke, *Chem. Eur. J.*, 2014, **20**, 16830; (c) C. Ni and J. Hu, *Chem. Soc. Rev.*, 2016, **45**, 5441; (d) G. Landelle, A. Panossian and F. R. Leroux, *Curr. Top. Med. Chem.*, 2014, **14**, 941; (e) G. Landelle, A. Panossian, S. Pazenok, J.-P. Vors and F. R. Leroux, *Beilstein J. Org. Chem.*, 2013, **9**, 2476; (f) P. A. Champagne, J. Desroches, J.-D. Hamel, M. Vandamme and J.-F. Paquin, *Chem. Rev.*, 2015, **115**, 9073; (g) E. Merino and C. Nevado, *Chem. Soc. Rev.*, 2014, **43**, 6598; (h) H. Egami and M. Sodeoka, *Angew. Chem. Int. Ed.*, 2014, **53**, 8294; (i) M.-C. Belhomme, T. Besset, T. Poisson and X. Pannecoucke, *Chem. Eur. J.*, 2015, **21**, 12836; (j) T. Besset, P. Jubault, X. Pannecoucke and T. Poisson, *Org. Chem. Front.*, 2016, **3**, 1004; (k) H.-X. Song, Q.-Y. Han, C.-L. Zhao and C.-P. Zhang, *Green Chem.*, 2018, **20**, 1662.
- For selective reviews on the SCF₃ group, see: (a) F. Toulgoat, S. Alazet and T. Billard, *Eur. J. Org. Chem.*, 2014, 2415; (b) X.-H. Xu, K. Matsuzaki and N. Shibata, *Chem. Rev.*, 2015, **115**, 731; (c) S. Barata-Vallejo, S. Bonesi and A. Postigo, *Org. Biomol. Chem.*, 2016, **14**, 7150; (d) M. Li, J. Guo, X.-S. Xue and J.-P. Cheng, *Org. Lett.*, 2016, **18**, 264; (e) H. Zheng, Y. Huang and Z. Weng, *Tetrahedron*, 2016, **57**, 1397; (f) A.-L. Barthelemy, E. Magnier and G. Dagousset, *Synthesis*, 2018, **50**, 4765; for selective reviews on the SCF₂H and SCF₂FG group, see: (g) H.-Y. Xiong, X. Pannecoucke and T. Besset, *Chem. Eur. J.*, 2016, **22**, 16734 and references cited therein; (h) B. Manteau, S. Pazenok, J.-P. Vors and F. R. Leroux, *J. Fluorine Chem.*, 2010, **131**, 140; (i) X. Pannecoucke and T. Besset, *Org. Biomol. Chem.*, 2019, **17**, 1683.
- W. Zhang, J. Zhu and J. Hu, *Tetrahedron Lett.*, 2008, **49**, 5006.
- For selected examples, see: (a) B. Bayarmagnai, C. Matheis, K. Jouvin and L. J. Goossen, *Angew. Chem. Int. Ed.*, 2015, **54**, 5753; (b) K. Jouvin, C. Matheis and L. J. Goossen, *Chem. Eur. J.*, 2015, **21**, 14324; (c) B. Exner, B. Bayarmagnai, F. Jia and L. J. Goossen, *Chem. Eur. J.*, 2015, **21**, 17220.
- For selected examples, see: (a) E. Ismalaj, D. Le Bars and T. Billard, *Angew. Chem. Int. Ed.*, 2016, **55**, 4790; (b) Q. Glenadel and T. Billard, *Chin. J. Chem.*, 2016, **34**, 455; (c) E. Ismalaj, Q. Glenadel and T. Billard, *Eur. J. Org. Chem.*, 2017, 1911.

- 8 (a) D. Zhu, Y. Gu, L. Lu and Q. Shen, *J. Am. Chem. Soc.*, 2015, **137**, 1054; (b) J. Wu, Y. Gu, X. Leng and Q. Shen, *Angew. Chem. Int. Ed.*, 2015, **54**, 7648; (c) J. Wu, Y. Liu, C. Lu and Q. Shen, *Chem. Sci.*, 2016, **7**, 3757; (d) F. Shen, P. Zhang, L. Lu and Q. Shen, *Org. Lett.*, 2017, **19**, 1032; (e) F. Hu, X.-X. Shao, D.-H. Zu, L. Lu and Q. Shen, *Angew. Chem. Int. Ed.*, 2014, **53**, 6105; (f) T. Yang, L. Lu, and Q. Shen, *Chem. Commun.*, 2015, **51**, 5479.
- 9 (a) S. Arimori, O. Matsubara, M. Takada, M. Shiro and N. Shibata, *R. Soc. Open Sci.*, 2016, **3**, 160102; (b) Z. Huang, Y.-D. Yang, E. Tokunaga and N. Shibata, *Org. Lett.*, 2015, **17**, 1063.
- 10 H.-Y. Xiong, A. Bayle, X. Pannecoucke and T. Besset, *Angew. Chem. Int. Ed.*, 2016, **55**, 13490.
- 11 (a) G. M. Blackburn, D. E. Kent and F. Kolkman, *J. Chem. Soc. Chem. Commun.*, 1981, 1188; (b) M. V. Ivanova, A. Bayle, T. Besset, X. Pannecoucke and T. Poisson, *Chem. Eur. J.*, 2016, **22**, 10284.
- 12 See the supporting information for more details.
- 13 (a) C. Hansch, A. Leo and R. W. Taft, *Chem. Rev.* 1991, **91**, 165; (b) C. Hansch, A. Leo, S. H. Unger, K. H. Kim, D. Nikaitani and E. J. Lien, *J. Med. Chem.*, 1973, **16**, 1207; (c) R. Tomita, N. Al-Maharik, A. Rodil, M. Bühla and D. O'Hagan, *Org. Biomol. Chem.*, 2018, **16**, 1113.
- 14 (a) A. Konno and T. Fuchigami, *J. Org. Chem.*, 1997, **62**, 8579; (b) T. Lequeux, F. Lebouc, C. Lopin, H. Yang, G. Gouhier and S. R. Piettre, *Org. Lett.*, 2001, **3**, 185; (c) A. Henry-dit-Quesnel, L. Toupet, J.-C. Pommelet and T. Lequeux, *Org. Biomol. Chem.*, 2003, **1**, 2486; (d) L. Aliouane, S. Chao, L. Brizueta, E. Pfund, O. Cuvillier, L. Jean, P.-Y. Renard and T. Lequeux, *Bioorg. Med. Chem.*, 2014, **22**, 4955; (e) C. De Schutter, E. Pfund and T. Lequeux, *Tetrahedron*, 2013, **69**, 5920.
- 15 (a) M. V. Ivanova, A. Bayle, T. Besset, X. Pannecoucke and T. Poisson, *Angew. Chem. Int. Ed.*, 2016, **55**, 14141; (b) M. V. Ivanova, A. Bayle, X. Pannecoucke, T. Besset and T. Poisson, *Eur. J. Org. Chem.*, 2017, 2475.
- 16 (a) M. V. Ivanova, A. Bayle, T. Besset, X. Pannecoucke and T. Poisson, *Chem. Eur. J.*, 2017, **23**, 17318; (b) Y. Ou and L. J. Goossen, *Asian J. Org. Chem.*, DOI: 10.1002/ajoc.201800461.
- 17 For related BiCl₃-mediated difunctionalization reactions of alkynes, see: (a) J. Sheng, C. Fan and J. Wu, *Chem. Commun.*, 2014, **50**, 5494; (b) Y. Li, G. Li and Q. Ding, *Eur. J. Org. Chem.*, 2014, 5017; For a related BiCl₃-mediated trifluoromethylthiolation of 1-aryl-2-trimethylsilylacetylene, see: (c) J. Sheng and J. Wu *Org. Biomol. Chem.*, 2014, **12**, 7629.
- 18 (a) R. I. McDonald, G. Liu and S. S. Stahl, *Chem. Rev.*, 2011, **111**, 2981; (b) Y. A. Cheng, W. Z. Yu and Y.-Y. Yeung, *Org. Biomol. Chem.*, 2014, **12**, 2333; (c) X.-W. Lan, N.-X. Wang and Y. Xing, *Eur. J. Org. Chem.*, 2017, 5821; (d) J.-S. Zhang, L. Liu, T. Chen and L.-B. Han, *Chem. Asian J.*, 2018, **13**, 2277; (e) J. Derosa, V. T. Tran, V. A. Van der Puyl and K. M. Engle, *Chem. Sci.*, 2018, **9**, 5278; (f) X. Zeng and L. Chen, *Org. Biomol. Chem.*, 2018, **16**, 7557; (g) G. Jiang, C. Zhu, J. Li, W. Wu and H. Jiang, *Adv. Synth. Catal.*, 2017, **359**, 1208; (h) C. Wu, L.-H. Lu, A.-Z. Peng, G.-K. Jia, C. Peng, Z. Cao, Z. Tang, W.-M. He and X. Xu, *Green Chem.*, 2018, **20**, 3683.