



**HAL**  
open science

**Low-energy collisions between electrons and BeD +**  
N Niyonzima, N. Pop, I Iacob, Å Larson, A Orel, J. Mezei, K Chakrabarti, V.  
Laporta, K. Hassouni, D. Benredjem, et al.

► **To cite this version:**

N Niyonzima, N. Pop, I Iacob, Å Larson, A Orel, et al.. Low-energy collisions between electrons and BeD +. *Plasma Sources Science and Technology*, 2018, 27 (2), 10.1088/1361-6595/aaabef. hal-01939252

**HAL Id: hal-01939252**

**<https://normandie-univ.hal.science/hal-01939252>**

Submitted on 9 Jan 2024

**HAL** is a multi-disciplinary open access archive for the deposit and dissemination of scientific research documents, whether they are published or not. The documents may come from teaching and research institutions in France or abroad, or from public or private research centers.

L'archive ouverte pluridisciplinaire **HAL**, est destinée au dépôt et à la diffusion de documents scientifiques de niveau recherche, publiés ou non, émanant des établissements d'enseignement et de recherche français ou étrangers, des laboratoires publics ou privés.

PAPER • OPEN ACCESS

# Low-energy collisions between electrons and $\text{BeD}^+$

To cite this article: S Niyonzima *et al* 2018 *Plasma Sources Sci. Technol.* **27** 025015

View the [article online](#) for updates and enhancements.

## Related content

- [Theoretical resonant electron-impact vibrational excitation, dissociative recombination and dissociative excitation cross sections of ro-vibrationally excited  \$\text{BeH}^+\$  ion](#)  
V Laporta, K Chakrabarti, R Celiberto et al.
- [Electron-induced processes in hydroxyl cations](#)  
Marius Cristian Stroe and Magda Fifirig
- [Reactive collisions of  \$\text{NO}^+\$  ions](#)  
O Motapon, M Fifirig, A Florescu et al.

# Low-energy collisions between electrons and $\text{BeD}^+$

S Niyonzima<sup>1,2</sup>, N Pop<sup>3</sup>, F Iacob<sup>4</sup>, Å Larson<sup>5</sup>, A E Orel<sup>6</sup>, J Zs Mezei<sup>2,7,8</sup>,  
K Chakrabarti<sup>9</sup>, V Laporta<sup>2,10</sup> , K Hassouni<sup>7</sup>, D Benredjem<sup>11</sup>, A Bultel<sup>12</sup>,  
J Tennyson<sup>10</sup> , D Reiter<sup>13</sup> and I F Schneider<sup>2,11</sup>

<sup>1</sup>Département de Physique, Faculté des Sciences, Université du Burundi, B.P. 2700 Bujumbura, Burundi

<sup>2</sup>Laboratoire Ondes et Milieux Complexes CNRS—Université du Havre—Université Normandie, F-76058 Le Havre, France

<sup>3</sup>Fundamental of Physics for Engineers Department, Politehnica University Timisoara, 300223 Timisoara, Romania

<sup>4</sup>Department of Physics, West University of Timisoara, 300223 Timisoara, Romania

<sup>5</sup>Department of Physics, Stockholm University, AlbaNova University Center, SE-106 91 Stockholm, Sweden

<sup>6</sup>Department of Chemical Engineering, University of California, Davis, CA 95616, United States of America

<sup>7</sup>Laboratoire des Sciences des Procédés et des Matériaux, CNRS—Université Paris 13—USPC, F-93430 Villetaneuse, France

<sup>8</sup>Institute of Nuclear Research, Hungarian Academy of Sciences, H-4001 Debrecen, Hungary

<sup>9</sup>Department of Mathematics, Scottish Church College, Kolkata 700 006, India

<sup>10</sup>Department of Physics and Astronomy, University College London, London WC1E 6BT, United Kingdom

<sup>11</sup>Laboratoire Aimé-Cotton, CNRS—Université Paris-Sud—ENS Cachan—Université Paris-Saclay, F-91405 Orsay, France

<sup>12</sup>CORIA, UMR CNRS 6614, Normandie Université, Campus Universitaire du Madrillet, 675 Avenue de l'Université, F-76801 Saint-Etienne du Rouvray Cedex, France

<sup>13</sup>Institute of Energy and Climate Research-Plasma Physics, Forschungszentrum Jülich GmbH Association EURATOM-FZJ, Partner in Trilateral Cluster, D-52425 Jülich, Germany

E-mail: [ioan.schneider@univ-lehavre.fr](mailto:ioan.schneider@univ-lehavre.fr)

Received 30 October 2017, revised 25 January 2018

Accepted for publication 31 January 2018

Published 23 February 2018



CrossMark

## Abstract

Multichannel quantum defect theory is applied in the treatment of the dissociative recombination and vibrational excitation processes for the  $\text{BeD}^+$  ion in the 24 vibrational levels of its ground electronic state ( $X^1\Sigma^+$ ,  $v_1^+ = 0 \dots 23$ ). Three electronic symmetries of  $\text{BeD}^{**}$  states ( $^2\Pi$ ,  $^2\Sigma^+$ , and  $^2\Delta$ ) are considered in the calculation of cross sections and the corresponding rate coefficients. The incident electron energy range is  $10^{-5}$ –2.7 eV and the electron temperature range is 100–5000 K. The vibrational dependence of these collisional processes is highlighted. The resulting data are useful in magnetic confinement fusion edge plasma modeling and spectroscopy, in devices with beryllium based main chamber materials, such as ITER and JET, and operating with the deuterium–tritium fuel mix. An extensive rate coefficients database is presented in graphical form and also by analytic fit functions whose parameters are tabulated in the supplementary material.

Supplementary material for this article is available [online](#)

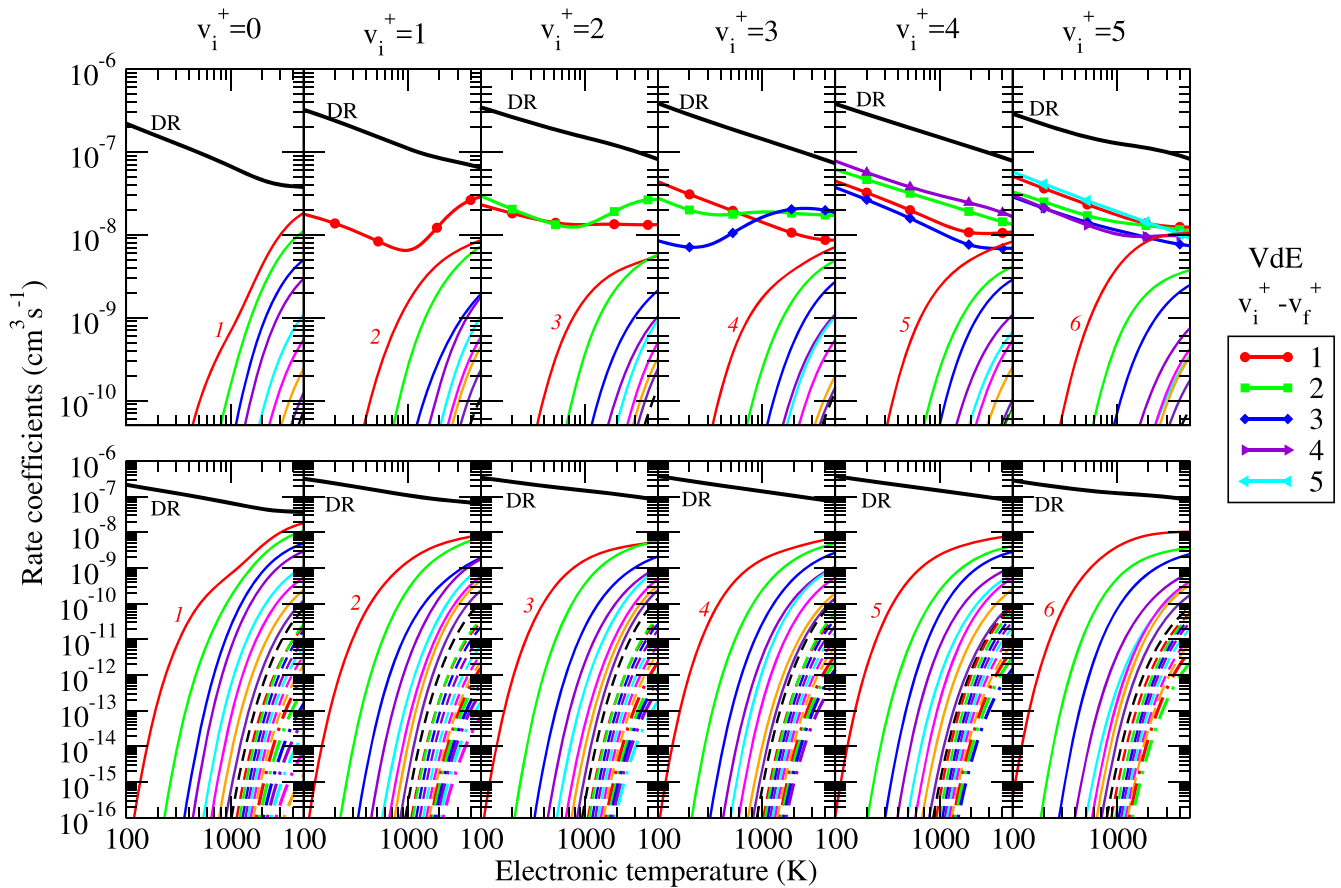
Keywords: fusion plasma,  $\text{BeD}^+$ , dissociative recombination



Original content from this work may be used under the terms of the [Creative Commons Attribution 3.0 licence](#). Any further distribution of this work must maintain attribution to the author(s) and the title of the work, journal citation and DOI.

## 1. Introduction

The International Thermonuclear Experimental Reactor (ITER) is aimed at demonstrating the scientific and



**Figure 1.** Dissociative recombination (DR, black line), vibrational excitation (VE, thin lines) and vibrational de-excitation (VdE, symbols and thick lines) rate coefficients of  $\text{BeD}^+$  in its electronic ground state for  $v_i^+ = 0, \dots, 5$ . Upper panels: for each initial vibrational state of  $\text{BeD}^+$ , the final vibrational quantum numbers are labeled for de-excitation and for the first vibrational excitation curve. The remaining unlabeled curves correspond to VE rate coefficients of the ion in the successive increase (in the order) of the vibrational quantum numbers. Lower panels: the same data without those of VdE process, the panels extending the range down to  $10^{-16} \text{ cm}^3 \text{ s}^{-1}$ .

technological feasibility of fusion power [1]. It is now widely accepted by the fusion community that some form of controlled thermonuclear reactor, capable of producing a useful amount of electrical power, will be built-in the not-too-distant future. To obtain tenfold power multiplication in a controlled fusion process, at a power level greater than 500 MW and during pulses of 10 min or longer, exothermic reactions involving light nuclei, those between the hydrogen isotopes, are by far the most probable and efficient. The Joint European Torus (JET), in operation since 1983, has been persistently upgraded, most recently to become an ITER-like wall with respect to material composition. It is currently the largest and most powerful tokamak in the world capable of operating with the deuterium–tritium fuel mix. One of the main improvements of JET was to equip the vessel with a first wall material combination comprising beryllium (Be) in the main chamber and tungsten (W) in the divertor [2–4]. These plasma facing components are expected to improve the machine conditioning, impact on operational space and energy confinement. The installation of Be and W in the main chamber wall of JET is aimed at studying the impurity transport and material migration under plasma and material conditions relevant for ITER [5]. The selection of beryllium in the main chamber wall is explained by its operational flexibility

**Table 1.**  $\text{BeD}^+$  vibrational levels referred to  $v^+ = 0$ . The values of dissociating energies are  $D_e = 2.794 \text{ eV}$  and  $D_0 = 2.682 \text{ eV}$ .

$v^+$	$\epsilon_{v^+}(\text{eV})$	$v^+$	$\epsilon_{v^+}(\text{eV})$
0	0.000	12	1.920
1	0.194	13	2.031
2	0.380	14	2.135
3	0.564	15	2.232
4	0.742	16	2.321
5	0.914	17	2.401
6	1.079	18	2.473
7	1.238	19	2.535
8	1.391	20	2.585
9	1.537	21	2.623
10	1.674	22	2.655
11	1.802	23	2.678

anticipated for a low-Z main wall [6], its low-fuel retention and excellent oxygen getter property, confirmed experimentally [4, 7]. In tokamaks, material erosion limits the lifetime of plasma-facing components, while in the edge and divertor regions of fusion reactors, plasma-wall interactions generate new molecular species, this formation of impurities being

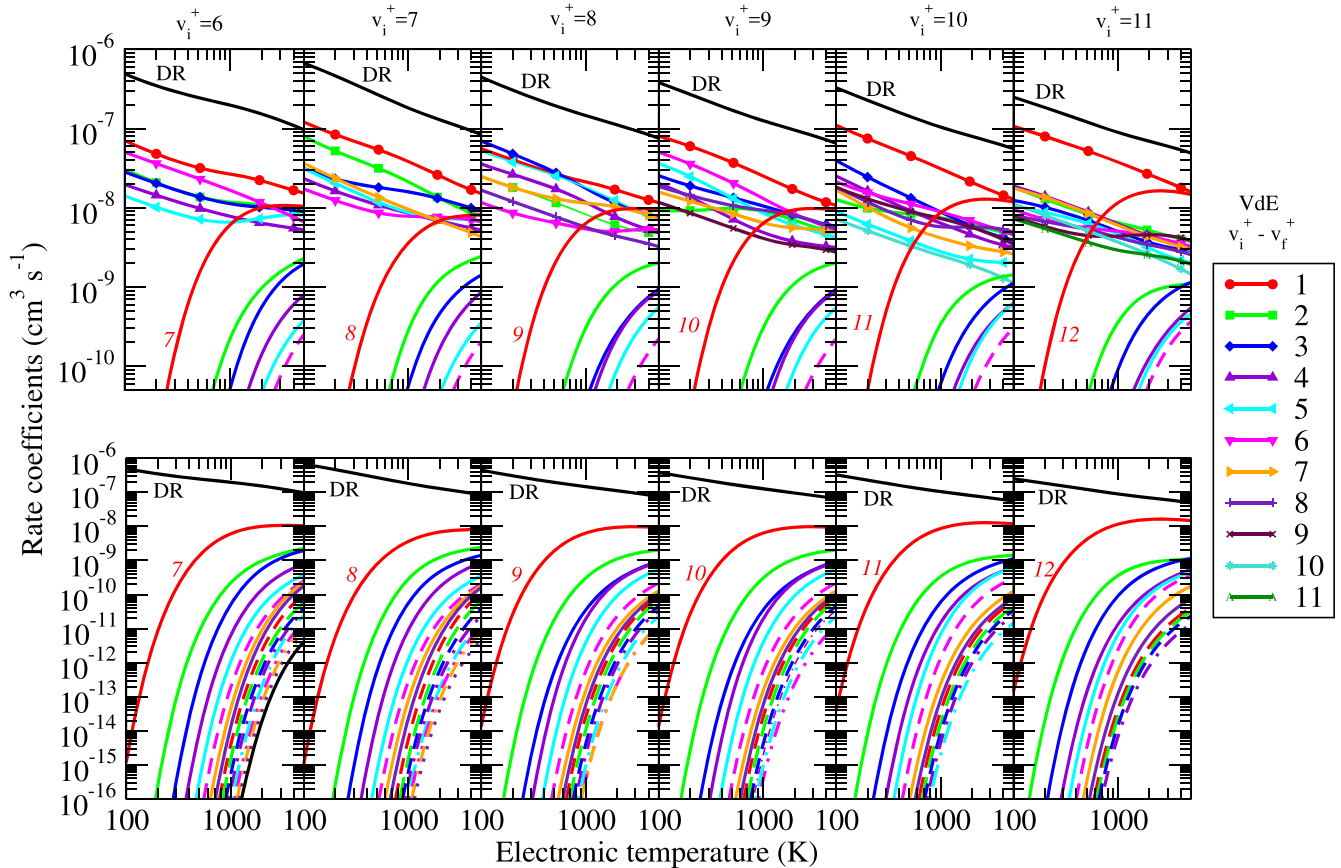
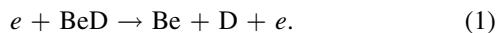


Figure 2. Same as in figure 1 for  $v_i^+ = 6, \dots, 11$ .

allowed by the relatively low-temperatures of this region of the fusion plasma. Moreover, due to the strong chemical affinity of beryllium and tungsten to oxygen, those surfaces will be oxidized [8].

In JET, the formation of BeD as well as the presence of Be,  $\text{Be}^+$ ,  $\text{BeD}^+$ ,  $\text{BeT}^+$  and other impurities into the plasma are clearly described in [2, 10] and experimentally confirmed by spectroscopic methods [2–4, 11, 12, 14]. Be erosion as well as its continuous deposition towards the divertor is intrinsic to plasma operation due to the relatively high chemically assisted physical sputtering yield of Be via the radical BeD molecule [4], which dissociates by the reactions [3]:



Though deuterium ion bombardment of Be targets may cause the formation of the stable  $\text{BeD}_2$  molecule near the main chamber, there is no spectroscopic access to the  $\text{BeD}_2$  molecule released by chemically assisted physical sputtering of Be wall [3, 12]. Furthermore, retention of fuel elements by implantation in Be is expected to be saturated quickly due to the narrow interaction zone [7]. With the full W divertor installed in JET, all Be ions flowing into the inner divertor [11] are originated primarily in the main chamber during diverted plasma operation. Finally, the main physics mechanism responsible for the fuel retention under the Be wall conditions in the JET experiments is co-deposition of fuel in Be co-deposits [7]. The rate of fuel retention with the ion flux to the main plasma facing

components in both the divertor and main chamber is increased by co-deposition of fuel atoms with Be [6, 14]. This information is in line with the measured spectral line emission of BeII ( $\text{Be}^+$ ) influx [4, 12] from the main chamber into the inner divertor whose plasma-facing surfaces are a net deposition zone [11].

In tokamaks with Be/W environment, all studies leading to physics understanding of beryllium migration and connecting the lifetime of the first wall components under erosion, with tokamak safety, in relation to the temporal behavior of each fraction contribution to the long-term retention. The erosion mechanism itself is not studied in this work, but we are interested in providing data to support diagnosing beryllium in the fusion plasma. Moreover, in JET equipped with Be/W wall environment and operating with deuterium–tritium fuel mix, the rate of Be erosion is measured by spectroscopy of all the states of the atoms and molecules, so primarily of Be,  $\text{Be}^+$ ,  $\text{Be}_2^+$ , BeD,  $\text{BeD}^+$ , BeT,  $\text{BeT}^+$ ,  $\text{BeD}_2$ ,  $\text{BeDT}$ ,  $\text{BeT}_2$ ,  $\text{BeD}_2^+$ ,  $\text{BeDT}^+$  and  $\text{BeT}_2^+$ . Several observations of Be erosion by optical emission spectroscopy of various transitions of Be (at 457 nm) [2, 3],  $\text{Be}^+$  (at 527 nm and 436 nm) [3] and the  $A \ ^2\Sigma^+ \rightarrow X \ ^2\Sigma^+$  band emission of BeD (band head at 497–500 nm) [12, 13] under different plasma conditions and surface temperatures, have been carried out successfully in laboratories and JET experiments.

As shown in [2], BeD and  $\text{BeD}^+$  are the only beryllium hydride molecules observed in the plasma. Even though  $\text{BeD}^+$  is expected to be stable in the JET divertor plasma [15],

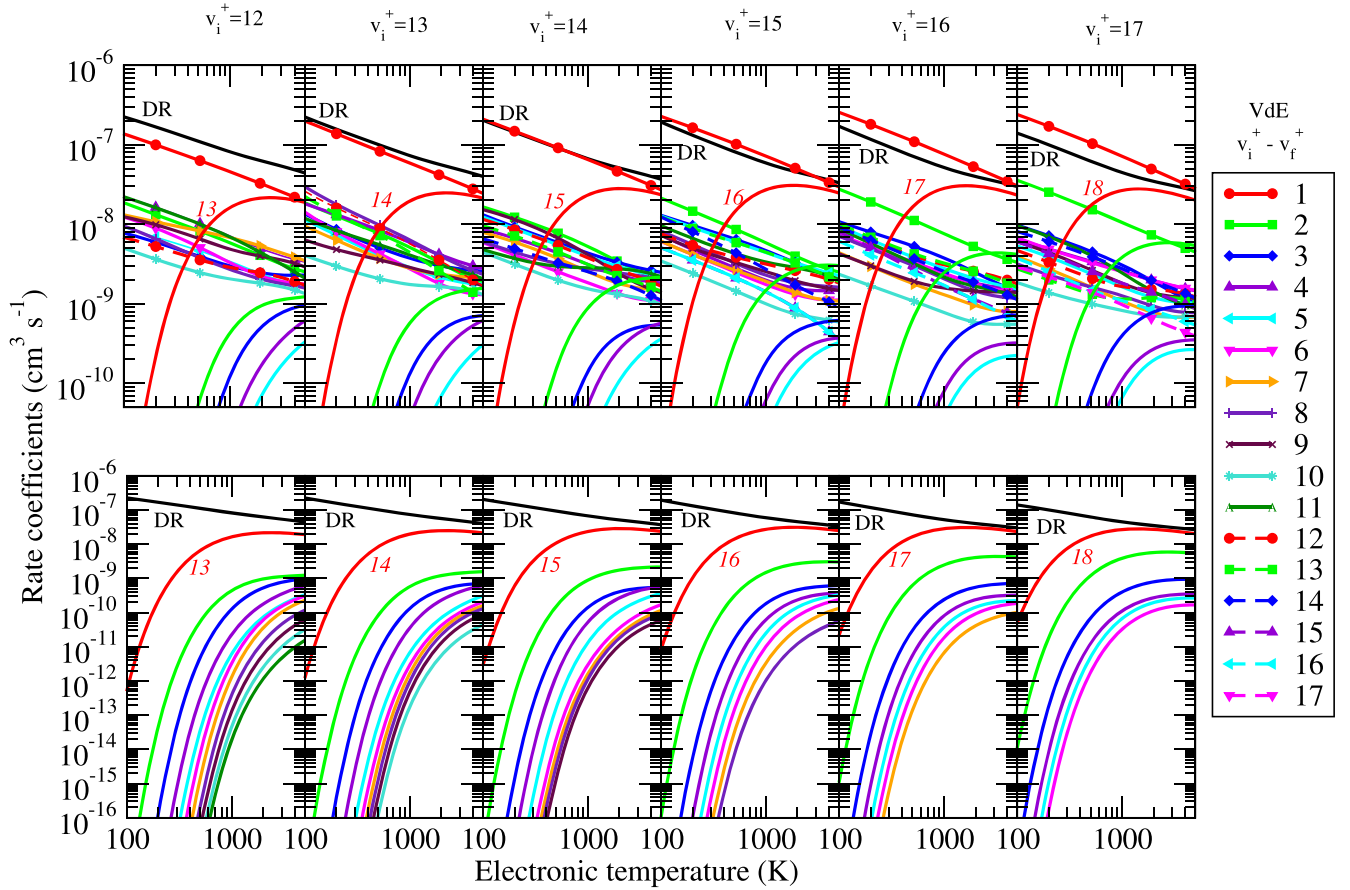
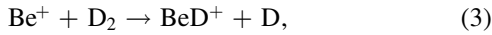
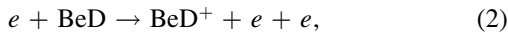


Figure 3. Same as in figure 1 for  $v_i^+ = 12, \dots, 17$ .

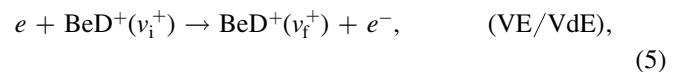
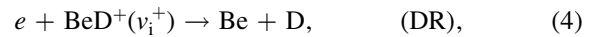
being formed through the reactions [3, 12],



its  $A \ ^1\Sigma^+ \rightarrow X \ ^1\Sigma^+$  band emission in visible and ultra-violet range is not observable, probably due to its weak intensities [15, 16]. Be is the main and dominant intrinsic impurity in limited and diverted plasmas with the JET. Those impurities hugely influence the low temperature edge and divertor plasma behavior in which electrons and ions originating from the core plasma are cooled by radiation and charge exchange processes till below 1 eV [1, 17, 18]. All molecular species in these regions undergo many collisions in particular those between electrons and molecular ions are of crucial importance [17]. The electron-impact processes of vibrationally excited  $\text{BeD}^+$  play a key role in the reaction kinetics of low-temperature plasmas in general, and particularly also in certain cold regions of fusion reactor relevant (e.g. the divertor) plasmas. Hence, modeling and diagnosing these varied plasma environments require accurate, reliable cross-sections and rate coefficients for interactions of these molecular ions with electrons [19, 20] which produce simpler species, most of which being unsuitable for visible spectroscopy. The present complete database of cross-sections and rate coefficients for electron-impact collision processes coupled to the availability of absolutely calibrated spectroscopic emission from this molecular ion provides a way to characterize also the

$\text{BeD}^+$  formation rates in the edge and divertor plasma of fusion devices.

This work is a part of a series of papers [9, 10, 21–23] devoted to the study of electron-impact processes in fusion devices with beryllium-based main chamber materials. This series was dedicated to the  $\text{BeH}^+$  and  $\text{BeH}$  species, but they also contained preliminary studies of the isotopic effects. According to figure 5 from [9] and figure 11 from [21], these effects are quite notable, and this has pushed us to address it in a systematic and exhaustive manner. In this article, we present reactive collisions cross sections and rate coefficients between electrons and the  $\text{BeD}^+$  molecular ion in all vibrational states, relevant for the divertor and edge plasma kinetics of JET and ITER. In collision with electrons the  $\text{BeD}^+$  ion undergoes several processes, in particular dissociative recombination (DR) and vibrational-excitation/de-excitation (VE/VdE), respectively [24, 25]:



where  $v_i^+(v_f^+)$  denote the initial(final) vibrational level of the cation. At an energy exceeding the dissociation energy of  $\text{BeH}^+$  (calculated to be 2.68 eV, see below) also the process of dissociative excitation sets it. It is not considered in the present paper.

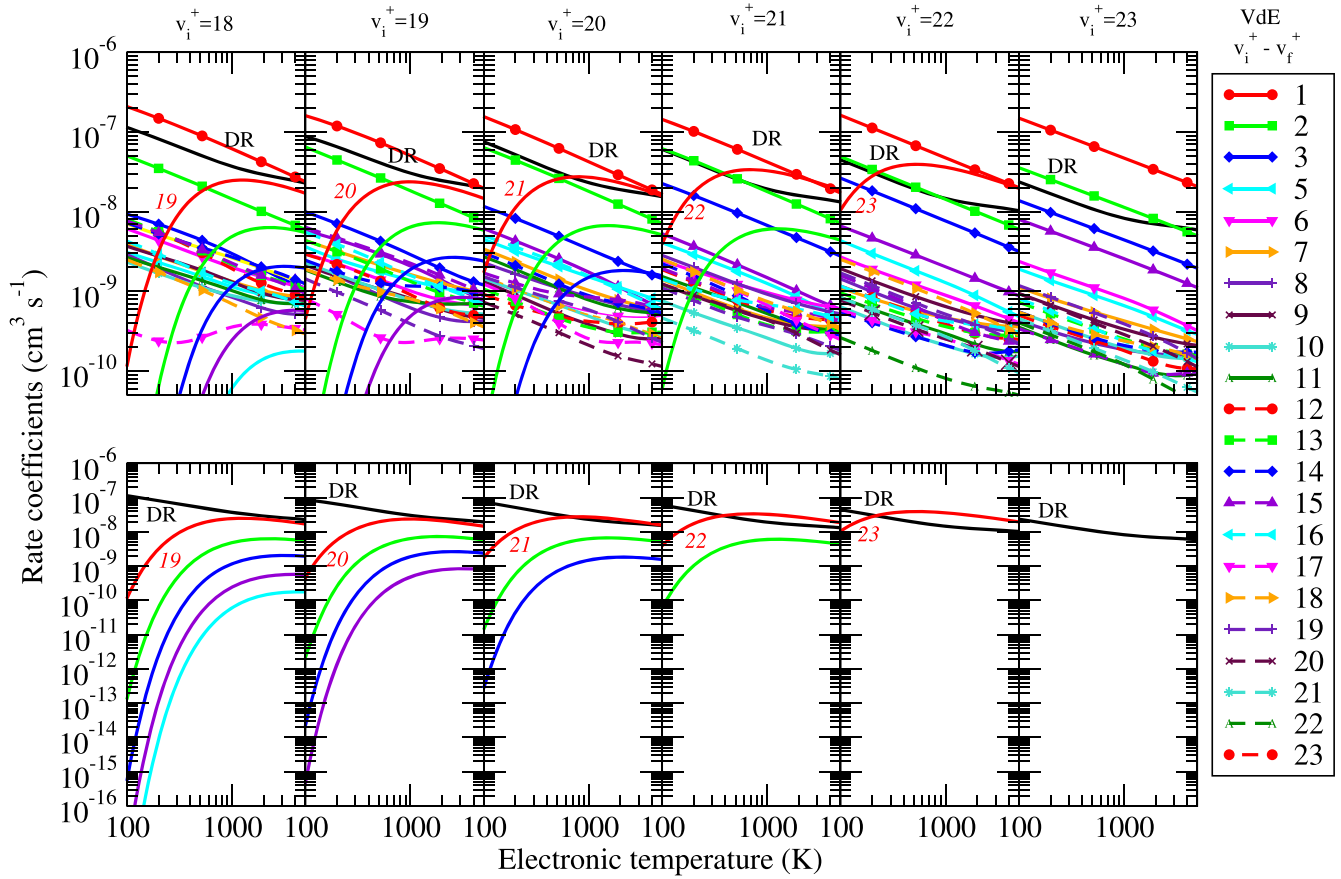
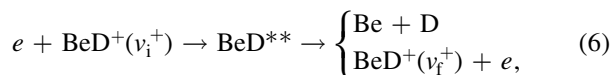


Figure 4. Same as in figure 1 for  $v_i^+ = 18, \dots, 23$ .

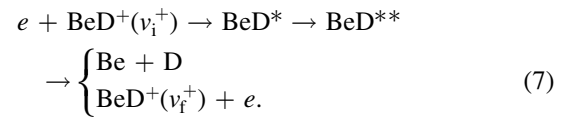
The manuscript is organized as follows: in section 2, we briefly review the theoretical method used to calculate the cross sections and the corresponding rate coefficients; section 3 presents Maxwellian isotropic rate coefficients computed for the DR, VE and VdE processes. These rate coefficients have been fitted with a modified Arrhenius law. Section 4 contains the final remarks concluding the paper.

## 2. Brief description of the theoretical approach of the dynamics

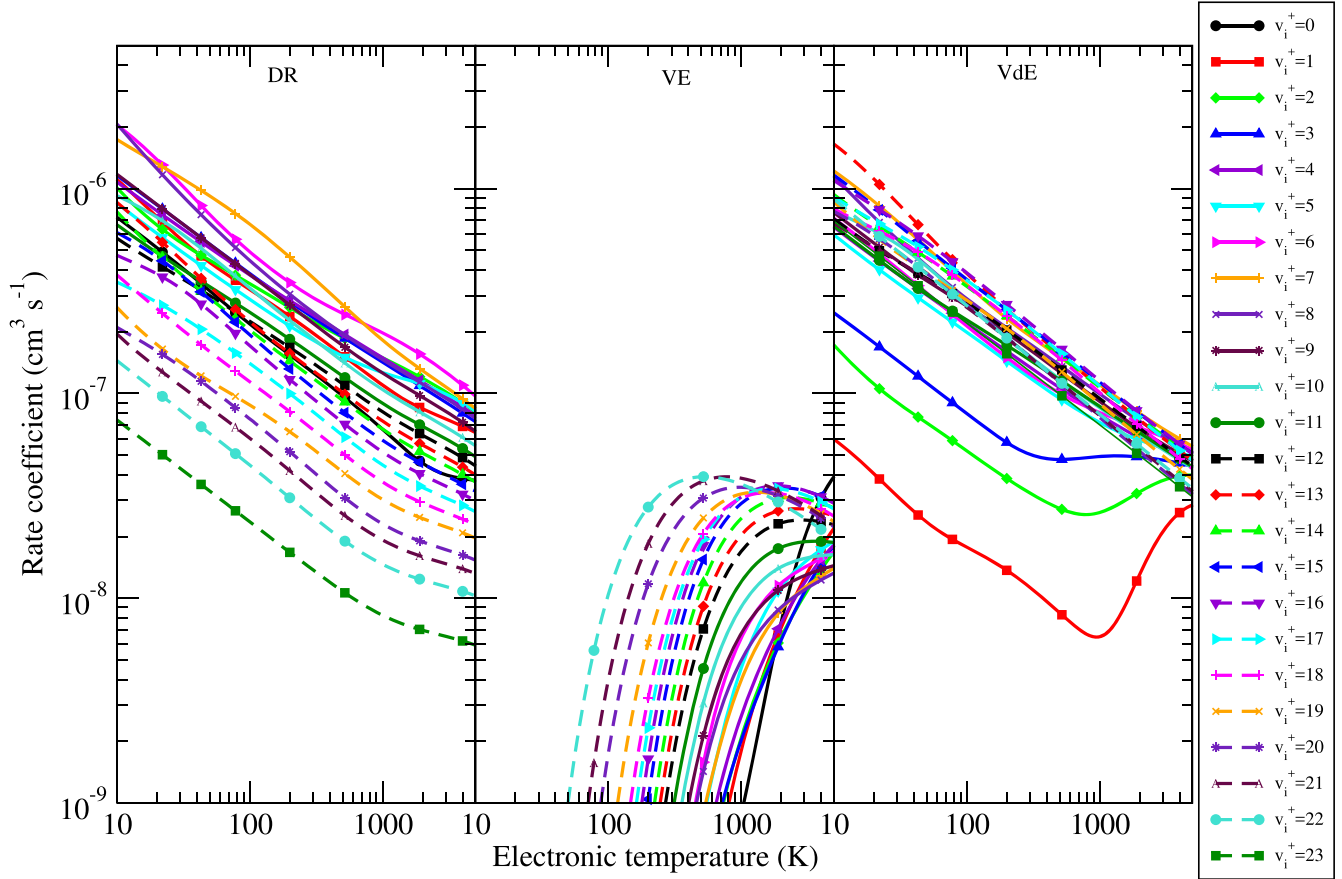
In the present paper, we used the multichannel quantum defect theory (MQDT)-type approach [26] to study the vibrational resolved reactive collisions of beryllium deuteride cation ( $\text{BeD}^+$ ) with electrons. We assumed that  $\text{BeD}^+$  is initially in its electronic ground state,  $X^1\Sigma^+$ , with energies below its dissociation limit. The electron-impact collision processes covered by the present article involve two mechanisms which are treated simultaneously by the MQDT [26]: (i) the *direct* process, in which the electron is captured into a doubly excited resonant state  $\text{BeD}^{**}$  of the neutral system, resulting in two neutral atomic fragments Be and D or in autoionization,



and (ii) the *indirect* process consisting of the temporary capture of the electron into  $\text{BeD}^*$ , a singly excited bound Rydberg state, which is predissociated by  $\text{BeD}^{**}$ ,



In the MQDT approach, the processes (i) and (ii) result in the total mechanism which includes quantum interference. As mentioned in equations (6) and (7), the excited neutral system, reached by the electron capture, can autoionize to the initial electronic state of a different vibrational quantum number  $v_f^+$  and then expel an electron to the continuum. Vibrational excitation takes place when  $v_f^+ > v_i^+$ , while vibrational de-excitation occurs if  $v_f^+ < v_i^+$ . The quantum defect approach treats the processes represented by equations (6) and (7) as multichannel reactive processes involving the dissociation channels (accounting for the atom-atom scattering) and ionization channels (accounting for the electron-molecular ion scattering). Each ionization channel, for which the collision coordinate is the electron distance  $r$  from the molecular ion center, is defined by its threshold, a vibrational level  $v^+$  of the molecular ion ground state and by the angular quantum number  $l$  of the incoming or outgoing electron. An ionization channel is open if its corresponding threshold is situated below the total energy of the system, and



**Figure 5.** Dissociative recombination (DR), vibrational excitation (VE) and vibrational de-excitation (VdE) rate coefficients for various initial vibrational states indicated in the legend, those of VE and VdE processes being obtained by sum over all the final states.

closed otherwise. Each closed channels introduce into the calculations a series of Rydberg states  $\text{BeD}^*$  differing only by the principal quantum number of the external electron [27]. On the other hand, a dissociation channel, having the internuclear distance  $R$  as the collision coordinate, relies on an electronically bound state  $\text{BeD}^{**}$  whose potential energy in the asymptotic limit is situated below the total energy of the system.

Within the Born–Oppenheimer approximation,  $\text{BeH}^+$  and  $\text{BeD}^+$  ions having the same electronic structure, we used the same set of potential energy curves, electronic couplings [25] and quantum defects as in our previous work on  $\text{BeH}^+$  [10, 22], taking care to consider the reduced mass of  $\text{BeD}^+$ . Moreover, as the mathematical model is the same, we skip further details and we refer the reader to the previous article [10].

Once the scattering matrix  $S$  for the processes DR and VE/VdE are determined, the corresponding global cross sections, as a function of the incident electron kinetic energy  $\varepsilon$ , are obtained by summation over all relevant symmetries of the system and over the projection of the total electronic angular momentum on the nuclear axes  $\Lambda$  of the resulting partial capture cross sections  $\sigma$  into all the dissociative states  $d_j$  of the same symmetry:

$$\sigma_{\text{diss} \leftarrow v_i^+}(\varepsilon) = \frac{\pi}{4\varepsilon} \sum_{\Lambda, \text{sym}} \rho^{\text{sym}, \Lambda} \sum_{l, j} |S_{d_j, l, v_i^+}^{\Lambda}|^2, \quad (8)$$

$$\sigma_{v_i^+ \leftarrow v_i^+}(\varepsilon) = \frac{\pi}{4\varepsilon} \sum_{\Lambda, \text{sym}} \rho^{\text{sym}, \Lambda} \sum_{l, l'} |S_{v_i^+, l, v_i^+}^{\Lambda} - \delta_{ll'} \delta_{v_i^+, v_i^+}|^2, \quad (9)$$

where  $\rho^{\text{sym}, \Lambda}$  is the multiplicity ratio between the electronic states of  $\text{BeD}$  and the electronic states of  $\text{BeD}^+$ . In equation (9), the vibrational transition occurs via the temporary neutral  $\text{BeD}^*$  (direct process) or  $\text{BeD}^{**}$  (indirect process) molecule electronic state. In equation (9),  $l$  denotes the partial wave of the incident electron and  $l'$  that of the outgoing electron. The total state multiplicities of the fragments (D and Be) are those of the  $\text{BeD}$  molecular state. Notice that the equations (8) and (9) are written in atomic units.

In order to obtain the thermal rate coefficients, we have convoluted the global cross sections with the Maxwellian distribution function for velocities  $v$  (related to incident energy of the electrons by  $\varepsilon = \frac{1}{2}mv^2$ ) of the free electrons:

$$K(T) = \frac{8\pi}{\sqrt{m}(2\pi k_B T)^{3/2}} \int_0^{+\infty} \sigma(\varepsilon) \varepsilon \exp(-\varepsilon/k_B T) d\varepsilon, \quad (10)$$

where  $\sigma(\varepsilon)$  is the cross sections given by (8) or (9),  $k_B$  and  $T$  being the Boltzman constant and the absolute temperature, respectively.



**Table 2.** List of the parameters used in equation (11) for the DR rate coefficients of BeD<sup>+</sup>.

$v_i^+$	$A_{v_i^+}$	$\alpha_{v_i^+}$	$B_{v_i^+}(1)$	$B_{v_i^+}(2)$	$B_{v_i^+}(3)$	$B_{v_i^+}(4)$	$B_{v_i^+}(5)$	$B_{v_i^+}(6)$	$B_{v_i^+}(7)$
0	$0.8974 \times 10^{-09}$	0.3841	$-0.2563 \times 10^{+04}$	$0.2470 \times 10^{+07}$	$-0.1130 \times 10^{+10}$	$0.2766 \times 10^{+12}$	$-0.3713 \times 10^{+14}$	$0.2571 \times 10^{+16}$	$-0.7179 \times 10^{+17}$
1	$0.6299 \times 10^{-06}$	-0.2688	$-0.2190 \times 10^{+02}$	$-0.3068 \times 10^{+06}$	$0.2394 \times 10^{+09}$	$-0.7544 \times 10^{+11}$	$0.1177 \times 10^{+14}$	$-0.9028 \times 10^{+15}$	$0.2710 \times 10^{+17}$
2	$0.1395 \times 10^{-04}$	-0.5889	$0.7304 \times 10^{+03}$	$-0.7024 \times 10^{+06}$	$0.3170 \times 10^{+09}$	$-0.7705 \times 10^{+11}$	$0.1032 \times 10^{+14}$	$-0.7156 \times 10^{+15}$	$0.2002 \times 10^{+17}$
3	$0.3307 \times 10^{-05}$	-0.4462	$0.9445 \times 10^{+02}$	$-0.8147 \times 10^{+05}$	$0.3345 \times 10^{+08}$	$-0.7925 \times 10^{+10}$	$0.1074 \times 10^{+13}$	$-0.7665 \times 10^{+14}$	$0.2216 \times 10^{+16}$
4	$0.4349 \times 10^{-05}$	-0.4673	$0.2376 \times 10^{+03}$	$-0.2605 \times 10^{+06}$	$0.1310 \times 10^{+09}$	$-0.3448 \times 10^{+11}$	$0.4893 \times 10^{+13}$	$-0.3541 \times 10^{+15}$	$0.1023 \times 10^{+17}$
5	$0.2623 \times 10^{-04}$	-0.6473	$0.1421 \times 10^{+04}$	$-0.1540 \times 10^{+07}$	$0.7367 \times 10^{+09}$	$-0.1848 \times 10^{+12}$	$0.2520 \times 10^{+14}$	$-0.1766 \times 10^{+16}$	$0.4973 \times 10^{+17}$
6	$0.3822 \times 10^{-04}$	-0.6855	$0.7458 \times 10^{+03}$	$-0.5492 \times 10^{+06}$	$0.1993 \times 10^{+09}$	$-0.4139 \times 10^{+11}$	$0.4962 \times 10^{+13}$	$-0.3181 \times 10^{+15}$	$0.8418 \times 10^{+16}$
7	$0.6649 \times 10^{-05}$	-0.5080	$0.2471 \times 10^{+03}$	$-0.4732 \times 10^{+06}$	$0.2797 \times 10^{+09}$	$-0.7808 \times 10^{+11}$	$0.1134 \times 10^{+14}$	$-0.8287 \times 10^{+15}$	$0.2402 \times 10^{+17}$
8	$0.7614 \times 10^{-05}$	-0.5318	$0.4697 \times 10^{+03}$	$-0.5195 \times 10^{+06}$	$0.2456 \times 10^{+09}$	$-0.6106 \times 10^{+11}$	$0.8275 \times 10^{+13}$	$-0.5776 \times 10^{+15}$	$0.1623 \times 10^{+17}$
9	$0.6493 \times 10^{-05}$	-0.5295	$0.5057 \times 10^{+03}$	$-0.6108 \times 10^{+06}$	$0.3022 \times 10^{+09}$	$-0.7682 \times 10^{+11}$	$0.1054 \times 10^{+14}$	$-0.7416 \times 10^{+15}$	$0.2094 \times 10^{+17}$
10	$0.3819 \times 10^{-05}$	-0.4877	$0.4455 \times 10^{+03}$	$-0.6156 \times 10^{+06}$	$0.3269 \times 10^{+09}$	$-0.8697 \times 10^{+11}$	$0.1230 \times 10^{+14}$	$-0.8836 \times 10^{+15}$	$0.2532 \times 10^{+17}$
11	$0.2883 \times 10^{-05}$	-0.4686	$0.4699 \times 10^{+03}$	$-0.6798 \times 10^{+06}$	$0.3766 \times 10^{+09}$	$-0.1028 \times 10^{+12}$	$0.1479 \times 10^{+14}$	$-0.1074 \times 10^{+16}$	$0.3105 \times 10^{+17}$
12	$0.2315 \times 10^{-05}$	-0.4563	$0.4047 \times 10^{+03}$	$-0.6130 \times 10^{+06}$	$0.3466 \times 10^{+09}$	$-0.9566 \times 10^{+11}$	$0.1385 \times 10^{+14}$	$-0.1011 \times 10^{+16}$	$0.2931 \times 10^{+17}$
13	$0.1442 \times 10^{-05}$	-0.4155	$0.2709 \times 10^{+03}$	$-0.4825 \times 10^{+06}$	$0.2839 \times 10^{+09}$	$-0.8004 \times 10^{+11}$	$0.1174 \times 10^{+14}$	$-0.8643 \times 10^{+15}$	$0.2521 \times 10^{+17}$
14	$0.9694 \times 10^{-06}$	-0.3803	$0.1729 \times 10^{+03}$	$-0.3907 \times 10^{+06}$	$0.2413 \times 10^{+09}$	$-0.6932 \times 10^{+11}$	$0.1026 \times 10^{+14}$	$-0.7602 \times 10^{+15}$	$0.2226 \times 10^{+17}$
15	$0.7270 \times 10^{-06}$	-0.3590	$0.1667 \times 10^{+03}$	$-0.4139 \times 10^{+06}$	$0.2543 \times 10^{+09}$	$-0.7253 \times 10^{+11}$	$0.1068 \times 10^{+14}$	$-0.7881 \times 10^{+15}$	$0.2301 \times 10^{+17}$
16	$0.4768 \times 10^{-06}$	-0.3232	$0.1124 \times 10^{+03}$	$-0.3870 \times 10^{+06}$	$0.2458 \times 10^{+09}$	$-0.7065 \times 10^{+11}$	$0.1042 \times 10^{+14}$	$-0.7692 \times 10^{+15}$	$0.2245 \times 10^{+17}$
17	$0.3339 \times 10^{-06}$	-0.2965	$0.8587 \times 10^{+02}$	$-0.3909 \times 10^{+06}$	$0.2567 \times 10^{+09}$	$-0.7453 \times 10^{+11}$	$0.1104 \times 10^{+14}$	$-0.8167 \times 10^{+15}$	$0.2387 \times 10^{+17}$
18	$0.2383 \times 10^{-06}$	-0.2735	$0.1221 \times 10^{+03}$	$-0.4597 \times 10^{+06}$	$0.2953 \times 10^{+09}$	$-0.8485 \times 10^{+11}$	$0.1250 \times 10^{+14}$	$-0.9205 \times 10^{+15}$	$0.2683 \times 10^{+17}$
19	$0.1868 \times 10^{-06}$	-0.2609	$0.1973 \times 10^{+03}$	$-0.5555 \times 10^{+06}$	$0.3423 \times 10^{+09}$	$-0.9644 \times 10^{+11}$	$0.1404 \times 10^{+14}$	$-0.1025 \times 10^{+16}$	$0.2974 \times 10^{+17}$
20	$0.1332 \times 10^{-06}$	-0.2495	$0.2343 \times 10^{+03}$	$-0.6118 \times 10^{+06}$	$0.3644 \times 10^{+09}$	$-0.1009 \times 10^{+12}$	$0.1454 \times 10^{+14}$	$-0.1056 \times 10^{+16}$	$0.3048 \times 10^{+17}$
21	$0.1114 \times 10^{-06}$	-0.2452	$0.2826 \times 10^{+03}$	$-0.6493 \times 10^{+06}$	$0.3776 \times 10^{+09}$	$-0.1035 \times 10^{+12}$	$0.1486 \times 10^{+14}$	$-0.1076 \times 10^{+16}$	$0.3102 \times 10^{+17}$
22	$0.8079 \times 10^{-07}$	-0.2366	$0.2937 \times 10^{+03}$	$-0.6480 \times 10^{+06}$	$0.3747 \times 10^{+09}$	$-0.1027 \times 10^{+12}$	$0.1475 \times 10^{+14}$	$-0.1069 \times 10^{+16}$	$0.3084 \times 10^{+17}$
23	$0.4801 \times 10^{-07}$	-0.2398	$0.3455 \times 10^{+03}$	$-0.7133 \times 10^{+06}$	$0.4152 \times 10^{+09}$	$-0.1148 \times 10^{+12}$	$0.1659 \times 10^{+14}$	$-0.1208 \times 10^{+16}$	$0.3498 \times 10^{+17}$

**Table 3.** List of the parameters used in equation (12) for the monoquantic VE,  $v_i^+ \rightarrow v_f^+ = v_i^+ + 1$ , rate coefficients of  $\text{BeD}^+$ .

$v_i^+$	$A_{v_i^+ \rightarrow v_f^+}$	$\alpha_{v_i^+ \rightarrow v_f^+}$	$B_{v_i^+ \rightarrow v_f^+}(1)$	$B_{v_i^+ \rightarrow v_f^+}(2)$	$B_{v_i^+ \rightarrow v_f^+}(3)$	$B_{v_i^+ \rightarrow v_f^+}(4)$	$B_{v_i^+ \rightarrow v_f^+}(5)$	$B_{v_i^+ \rightarrow v_f^+}(6)$	$B_{v_i^+ \rightarrow v_f^+}(7)$
0	$0.232 \times 10^{+02}$	$-0.210 \times 10^{+01}$	$0.168 \times 10^{+05}$	$-0.156 \times 10^{+08}$	$-0.611 \times 10^{+10}$	$0.173 \times 10^{+14}$	$-0.101 \times 10^{+17}$	$0.251 \times 10^{+19}$	$-0.230 \times 10^{+21}$
1	$0.395 \times 10^{-09}$	$0.361 \times 10^{+00}$	$-0.592 \times 10^{+03}$	$0.698 \times 10^{+07}$	$-0.787 \times 10^{+10}$	$0.442 \times 10^{+13}$	$-0.128 \times 10^{+16}$	$0.176 \times 10^{+18}$	$-0.830 \times 10^{+19}$
2	$0.156 \times 10^{-11}$	$0.887 \times 10^{+00}$	$-0.423 \times 10^{+04}$	$0.126 \times 10^{+08}$	$-0.135 \times 10^{+11}$	$0.833 \times 10^{+13}$	$-0.294 \times 10^{+16}$	$0.551 \times 10^{+18}$	$-0.424 \times 10^{+20}$
3	$0.240 \times 10^{-06}$	$-0.294 \times 10^{+00}$	$0.638 \times 10^{+04}$	$-0.158 \times 10^{+08}$	$0.216 \times 10^{+11}$	$-0.150 \times 10^{+14}$	$0.567 \times 10^{+16}$	$-0.110 \times 10^{+19}$	$0.867 \times 10^{+20}$
4	$0.109 \times 10^{-07}$	$0.162 \times 10^{-01}$	$0.249 \times 10^{+04}$	$-0.457 \times 10^{+07}$	$0.739 \times 10^{+10}$	$-0.555 \times 10^{+13}$	$0.218 \times 10^{+16}$	$-0.439 \times 10^{+18}$	$0.353 \times 10^{+20}$
5	$0.432 \times 10^{-08}$	$0.776 \times 10^{-01}$	$-0.205 \times 10^{+04}$	$0.113 \times 10^{+08}$	$-0.144 \times 10^{+11}$	$0.960 \times 10^{+13}$	$-0.351 \times 10^{+16}$	$0.669 \times 10^{+18}$	$-0.519 \times 10^{+20}$
6	$0.517 \times 10^{-08}$	$0.507 \times 10^{-01}$	$-0.211 \times 10^{+04}$	$0.892 \times 10^{+07}$	$-0.100 \times 10^{+11}$	$0.639 \times 10^{+13}$	$-0.229 \times 10^{+16}$	$0.435 \times 10^{+18}$	$-0.336 \times 10^{+20}$
7	$0.753 \times 10^{-08}$	$-0.187 \times 10^{-02}$	$-0.107 \times 10^{+04}$	$0.714 \times 10^{+07}$	$-0.824 \times 10^{+10}$	$0.509 \times 10^{+13}$	$-0.175 \times 10^{+16}$	$0.318 \times 10^{+18}$	$-0.236 \times 10^{+20}$
8	$0.128 \times 10^{-07}$	$-0.677 \times 10^{-01}$	$-0.679 \times 10^{+03}$	$0.444 \times 10^{+07}$	$-0.448 \times 10^{+10}$	$0.262 \times 10^{+13}$	$-0.889 \times 10^{+15}$	$0.160 \times 10^{+18}$	$-0.119 \times 10^{+20}$
9	$0.220 \times 10^{-06}$	$-0.353 \times 10^{+00}$	$0.627 \times 10^{+03}$	$0.160 \times 10^{+07}$	$-0.141 \times 10^{+10}$	$0.746 \times 10^{+12}$	$-0.234 \times 10^{+15}$	$0.402 \times 10^{+17}$	$-0.290 \times 10^{+19}$
10	$0.143 \times 10^{-05}$	$-0.530 \times 10^{+00}$	$0.138 \times 10^{+04}$	$0.943 \times 10^{+05}$	$0.135 \times 10^{+09}$	$-0.209 \times 10^{+12}$	$0.107 \times 10^{+15}$	$-0.249 \times 10^{+17}$	$0.220 \times 10^{+19}$
11	$0.380 \times 10^{-05}$	$-0.613 \times 10^{+00}$	$0.172 \times 10^{+04}$	$-0.627 \times 10^{+06}$	$0.732 \times 10^{+09}$	$-0.503 \times 10^{+12}$	$0.195 \times 10^{+15}$	$-0.394 \times 10^{+17}$	$0.321 \times 10^{+19}$
12	$0.850 \times 10^{-05}$	$-0.673 \times 10^{+00}$	$0.196 \times 10^{+04}$	$-0.135 \times 10^{+07}$	$0.151 \times 10^{+10}$	$-0.976 \times 10^{+12}$	$0.358 \times 10^{+15}$	$-0.693 \times 10^{+17}$	$0.547 \times 10^{+19}$
13	$0.144 \times 10^{-04}$	$-0.718 \times 10^{+00}$	$0.216 \times 10^{+04}$	$-0.203 \times 10^{+07}$	$0.230 \times 10^{+10}$	$-0.148 \times 10^{+13}$	$0.542 \times 10^{+15}$	$-0.104 \times 10^{+18}$	$0.824 \times 10^{+19}$
14	$0.129 \times 10^{-04}$	$-0.698 \times 10^{+00}$	$0.192 \times 10^{+04}$	$-0.167 \times 10^{+07}$	$0.184 \times 10^{+10}$	$-0.114 \times 10^{+13}$	$0.404 \times 10^{+15}$	$-0.755 \times 10^{+17}$	$0.578 \times 10^{+19}$
15	$0.160 \times 10^{-04}$	$-0.719 \times 10^{+00}$	$0.193 \times 10^{+04}$	$-0.204 \times 10^{+07}$	$0.237 \times 10^{+10}$	$-0.153 \times 10^{+13}$	$0.556 \times 10^{+15}$	$-0.106 \times 10^{+18}$	$0.827 \times 10^{+19}$
16	$0.153 \times 10^{-04}$	$-0.723 \times 10^{+00}$	$0.181 \times 10^{+04}$	$-0.207 \times 10^{+07}$	$0.247 \times 10^{+10}$	$-0.161 \times 10^{+13}$	$0.591 \times 10^{+15}$	$-0.113 \times 10^{+18}$	$0.893 \times 10^{+19}$
17	$0.103 \times 10^{-04}$	$-0.700 \times 10^{+00}$	$0.153 \times 10^{+04}$	$-0.162 \times 10^{+07}$	$0.189 \times 10^{+10}$	$-0.121 \times 10^{+13}$	$0.434 \times 10^{+15}$	$-0.817 \times 10^{+17}$	$0.630 \times 10^{+19}$
18	$0.784 \times 10^{-05}$	$-0.691 \times 10^{+00}$	$0.137 \times 10^{+04}$	$-0.150 \times 10^{+07}$	$0.176 \times 10^{+10}$	$-0.113 \times 10^{+13}$	$0.405 \times 10^{+15}$	$-0.765 \times 10^{+17}$	$0.589 \times 10^{+19}$
19	$0.401 \times 10^{-05}$	$-0.638 \times 10^{+00}$	$0.942 \times 10^{+03}$	$-0.839 \times 10^{+06}$	$0.939 \times 10^{+09}$	$-0.576 \times 10^{+12}$	$0.199 \times 10^{+15}$	$-0.365 \times 10^{+17}$	$0.276 \times 10^{+19}$
20	$0.323 \times 10^{-05}$	$-0.609 \times 10^{+00}$	$0.779 \times 10^{+03}$	$-0.786 \times 10^{+06}$	$0.904 \times 10^{+09}$	$-0.574 \times 10^{+12}$	$0.205 \times 10^{+15}$	$-0.387 \times 10^{+17}$	$0.298 \times 10^{+19}$
21	$0.273 \times 10^{-05}$	$-0.573 \times 10^{+00}$	$0.600 \times 10^{+03}$	$-0.489 \times 10^{+06}$	$0.528 \times 10^{+09}$	$-0.319 \times 10^{+12}$	$0.109 \times 10^{+15}$	$-0.200 \times 10^{+17}$	$0.150 \times 10^{+19}$
22	$0.221 \times 10^{-05}$	$-0.545 \times 10^{+00}$	$0.446 \times 10^{+03}$	$-0.367 \times 10^{+06}$	$0.403 \times 10^{+09}$	$-0.250 \times 10^{+12}$	$0.878 \times 10^{+14}$	$-0.162 \times 10^{+17}$	$0.123 \times 10^{+19}$

### 3. Results

Using the available molecular data shown in figure 1 of [22] (for more details, see as well [25, 28])—the potential energy curves in a quasi-diabatic representation and electronic Rydberg-valence couplings  $5^2\Pi$ ,  $5^2\Sigma^+$  and  $1^2\Delta$  states—we have performed calculations corresponding to all vibrational levels (up to  $v_i^+ = 23$ ) of the ground electronic state of the ion. These 24 vibrational levels have been obtained in solving the radial Schroedinger equation by Numerov's method, using the potential energy curve of  $\text{BeH}^+$  electronic ground state from [25]. Table 1 shows the list of vibrational levels of  $\text{BeD}^+$  and the values of  $D_e$  and  $D_0$ . Notice that these values, as well as some of the potential energy curves and couplings for the neutral, are different from those of [21] since the molecular data have been obtained using different quantum chemical methods. In the following calculations, the energy of the electron is below to 2.7 eV, this value being only slightly higher than the dissociation threshold  $D_0$  of the ground electronic state of the ion.

Figures 1–4 give the whole ensemble of rate coefficients available for the state-to-state kinetics of  $\text{BeD}^+$ . They illustrate the fact that DR dominates for  $v_i^+ = 0$ –13 levels at low electron temperature, while the VdE becomes more important than the other processes for initial vibrational states  $v_i^+ > 13$ . Figure 5 provides a comparison between the DR rate coefficients and the global vibrational transitions rate coefficients—i.e. coming from the sum over all the possible final levels. The excitation process competes with DR and VdE above 1000 K only.

The rate coefficients shown in figures 1–4 have been fitted by a generalized Arrhenius-type formula in order to be ready for use in codes for kinetics modeling. The calculated DR rate coefficients ( $\text{cm}^3 \text{s}^{-1}$ ) of  $\text{BeD}^+$  in each of its first 24 vibrational states ( $v_i^+ = 0 \dots 23$ ) have been interpolated under the mathematical form:

$$k_{v_i^+}^{\text{DR}}(T_e) = A_{v_i^+} T_e^{\alpha_{v_i^+}} \exp\left[-\sum_{j=1}^7 \frac{B_{v_i^+}(j)}{j T_e^j}\right], \quad (11)$$

over the electron temperature range  $100 \leq T_e \leq 5000$  K. The parameters  $A_{v_i^+}$ ,  $\alpha_{v_i^+}$  and  $B_{v_i^+}(j)$  are listed in the table 2. The calculated VE and VdE rate coefficients ( $\text{cm}^3 \text{s}^{-1}$ ) of  $\text{BeD}^+$  have been interpolated under the form:

$$k_{v_i^+ \rightarrow v_f^+}^{\text{VE, VdE}}(T_e) = A_{v_i^+ \rightarrow v_f^+} T_e^{\alpha_{v_i^+ \rightarrow v_f^+}} \exp\left[-\sum_{j=1}^7 \frac{B_{v_i^+ \rightarrow v_f^+}(j)}{j T_e^j}\right], \quad (12)$$

over the electron temperature range  $300 \leq T_e \leq 5000$  K.

The parameters  $A_{v_i^+ \rightarrow v_f^+}$ ,  $\alpha_{v_i^+ \rightarrow v_f^+}$  and  $B_{v_i^+ \rightarrow v_f^+}(j)$  are listed in the table 3 for the single quantum VE, i.e.  $v_f^+ = v_i^+ + 1$ . The fitted values obtained by equations (11) and (12) depart from the calculated values only by a few percent. The full set of coefficients for DR, VE and VdE are given in the supplementary material of the present article (available online here [stacks.iop.org/psst/27/025015/mmedia](https://stacks.iop.org/psst/27/025015/mmedia)).

### 4. Conclusions


The present paper provides complete set of vibrational resolved rate coefficients for  $\text{BeD}^+$  cation reactive collisions with electrons below to the ion dissociation threshold. In particular, the competition between the vibrational transitions and DR processes are illustrated quantitatively. Arrhenius-type formulas are used for fitting the rate coefficients as function of the electron temperature. The rate coefficients are strongly dependent on the initial vibrational level of the molecular ion.

These data are relevant for the modeling of the edge of the fusion plasma. The higher energy region, where the dissociative excitation process [21, 29] competes the DR and the vibrational transitions, as well as similar calculations on  $\text{BeT}^+$ , are the subject of ongoing work.

### Acknowledgments

SN is grateful to the project 'Projet 1 du Programme CUI: Université du Burundi -VLIR' for the research stay in KULeuven during which the major part of the work has been carried out. VL, JZM, AB and IFS acknowledge the French LabEx EMC<sup>3</sup>, via the projects PicoLIBS (ANR-12-BS05-0011-01) and EMo-PlaF (HN0009670), the BIOENGINE project and the VIRIDIS-CO2 project (sponsored by the European fund FEDER and the French CPER), the Fédération de Recherche Fusion par Confinement Magnétique—ITER and the European COST Program CM1401 (Our Astrochemical History). JZM is grateful for financial support from Labex SEAM and IDEX-USPC. We are also grateful to the French CNRS-INSU through the Programme Nationale Physico-Chimie du Milieu Interstellaire (PCMI).

### ORCID iDs

V Laporta  <https://orcid.org/0000-0003-4251-407X>  
J Tennyson  <https://orcid.org/0000-0002-4994-5238>

### References

- [1] Kley A W, Lopes Cardozo N J and Samm U 2006 *Phys. Chem. Chem. Phys.* **8** 1761–74
- [2] Duxbury G, Stamp M F and Summers H P 1998 *Plasma Phys. Control. Fusion* **40** 361–70
- [3] Brezinsek S, Stamp M F, Nishijima D, Borodin D, Devaux S, Krieger K, Marsen S, O'Mullane M, Bjoerkas C, Kirschner A and JET EFDA Contributors 2014 *Nucl. Fusion* **54** 103001
- [4] Brezinsek S *et al* (JET Contributors) 2015 *Nucl. Fusion* **55** 063021
- [5] Coenen J W *et al* (JET-EFDA Contributors) 2013 *Nucl. Fusion* **53** 073043
- [6] Matthews G F and JET EFDA Contributors, the ASDEX-Upgrade Team 2013 *J. Nucl. Mater.* **438** S2–10
- [7] Brezinsek S *et al* (JET EFDA Contributors) 2013 *Nucl. Fusion* **53** 083023
- [8] Alimov V K 2004 *Phys. Scr.* **T108** 46–56
- [9] Motapon O *et al* 2015 *EPJ Web Conf.* **84** 02003

- [10] Niyonzima S *et al* 2017 *At. Data Nucl. Data Tables* **115–116** 287–308
- [11] Krieger K *et al* (JET EFDA Contributors) 2013 *J. Nucl. Mater.* **438** S262–6
- [12] Nishijima D, Doerner R P, Baldwin M J, De Temmerman G and Hollmann E M 2008 *Plasma Phys. Control. Fusion* **50** 125007
- [13] Darby-Lewis D, Tennyson J, Lawson K D, Yurchenko S N, Stamp M F, Shaw A, Brezinsek S and JET Contributors *J. Phys. B: At. Mol. Opt. Phys.* submitted
- [14] Doerner R P, Baldwin M J, Buchenauer D, De Temmerman G and Nishijima D 2009 *J. Nucl. Mater.* **390–391** 681
- [15] Coxon J A and Colin R 1997 *J. Mol. Spectrosc.* **181** 215–23
- [16] Koontz P G 1935 *Phys. Rev.* **48** 707–13
- [17] McCracken G M, Stamp M F, Monk R D, Meigs A G, Lingertat J, Prentice R, Starling A, Smith R J and Tabasso A 1998 *Nucl. Fusion* **38** 619
- [18] Krasheninnikov S I 2002 *Phys. Scr.* **T96** 7–15
- [19] Celiberto R, Janev R K, Laricchiuta A, Capitelli M, Wadehra J M and Atems D E 2001 *Atom. Data Nucl. Data Tables* **77** 161–213
- [20] Celiberto R, Janev R K and Reiter D 2012 *Plasma Phys. Control. Fusion* **54** 035012
- [21] Laporta V, Chakrabarti K, Celiberto R, Janev R K, Mezei J Z, Niyonzima S, Tennyson J and Schneider I F 2017 *Plasma Phys. Control. Fusion* **59** 045008
- [22] Niyonzima S, Lique F, Chakrabarti K, Larson Å, Orel A E and Schneider I F 2013 *Phys. Rev. A* **87** 022713
- [23] Darby-Lewis D, Masin Z and Tennyson J 2017 *J. Phys. B: At. Mol. Opt. Phys.* **50** 175201
- [24] Schneider I F, Dulieu O and Robert J 2015 *Proc. 9th Int. Conf. Dissociative Recombination: Theory, Experiment and Applications* 84 (Paris, 7 December 2013)
- [25] Roos J B, Larsson M, Larson Å and Orel A E 2009 *Phys. Rev. A* **80** 012501
- [26] Giusti A 1980 *J. Phys. B: At. Mol. Opt. Phys.* **13** 3867
- [27] Schneider I F, Dulieu O, Giusti-Suzor A and Roueff E 1994 *Astrophys. J.* **424** 983
- [28] Strömholm C *et al* 1995 *Phys. Rev. A* **52** R4320
- [29] Chakrabarti K, Backodissa-Kiminou D R, Pop N, Mezei J Z, Motapon O, Lique F, Dulieu O, Wolf A and Schneider I F 2013 *Phys. Rev. A* **87** 022702