



HAL
open science

Synthesis and molecular properties of methoxy-substituted diindolo[3,2-b:2',3'-h]carbazoles for organic electronics obtained by a consecutive twofold Suzuki and twofold Cadogan reaction

Hassan Srour, Thu-Hong Doan, Elisabeth da Silva, Richard J Whitby, Bernhard Witulski

► To cite this version:

Hassan Srour, Thu-Hong Doan, Elisabeth da Silva, Richard J Whitby, Bernhard Witulski. Synthesis and molecular properties of methoxy-substituted diindolo[3,2-b:2',3'-h]carbazoles for organic electronics obtained by a consecutive twofold Suzuki and twofold Cadogan reaction. *Journal of Materials Chemistry C*, 2016, 4 (26), pp.6270 - 6279. 10.1039/c6tc02009g . hal-01845253

HAL Id: hal-01845253

<https://normandie-univ.hal.science/hal-01845253>

Submitted on 20 Jul 2018

HAL is a multi-disciplinary open access archive for the deposit and dissemination of scientific research documents, whether they are published or not. The documents may come from teaching and research institutions in France or abroad, or from public or private research centers.

L'archive ouverte pluridisciplinaire **HAL**, est destinée au dépôt et à la diffusion de documents scientifiques de niveau recherche, publiés ou non, émanant des établissements d'enseignement et de recherche français ou étrangers, des laboratoires publics ou privés.



Distributed under a Creative Commons Attribution - NonCommercial 4.0 International License

Cite this: *J. Mater. Chem. C*, 2016,
4, 6270

Synthesis and molecular properties of methoxy-substituted diindolo[3,2-*b*:2',3'-*h*]carbazoles for organic electronics obtained by a consecutive twofold Suzuki and twofold Cadogan reaction†

Hassan Srour,^a Thu-Hong Doan,^a Elisabeth Da Silva,^a Richard J. Whitby*^b and Bernhard Witulski*^a

A set of methoxy-substituted diindolo[3,2-*b*:2',3'-*h*]carbazoles has been synthesized by twofold Suzuki–Miyaura, Cadogan and *N*-alkylation reactions starting from *N*-hexyl-2,7-dibromo-3,6-dinitro carbazole. Microwave accelerated reactions ensure a rapid straightforward and step-economic assembly of the diindolo[3,2-*b*:2',3'-*h*]carbazole framework. Besides the parent diindolo[3,2-*b*:2',3'-*h*]carbazole four new methoxy-group bearing derivatives were obtained and their molecular properties were investigated by thermal, photophysical and electrochemical means. Dichloromethane solutions of the diindolocarbazoles display with respect to the methoxy-group substitution pattern bright photoluminescences covering the blue to green spectra with quantum yields of $\phi_F = 0.20$ – 0.27 . Notably, the *N,N,N*-tri-*n*-hexyl-1,4,9,12-tetramethoxy diindolo[3,2-*b*:2',3'-*h*]carbazole exhibits a remarkable aggregate induced excimer-type luminescence ($^{\text{em}}\lambda_{\text{max}} = 562$ nm, $^{\text{solid}}\phi_F = 0.14$) in the solid state resulting in bright yellow light emission, whereas the parent non-substituted compound and the other methoxy-substituted derivatives show poor photoluminescence from the solid state. HOMO/LUMO energy levels were determined by means of electrochemical and photophysical methods and were compared to those obtained by computational methods using B3LYP/6-31G(d) DFT calculations with a Polarizable Continuum Model (CPCM) for the solvent CH_2Cl_2 . Good linear correlation was observed between calculated and experimentally measured values, and the correlations were used to estimate experimental HOMO/LUMO energy values of still non-synthesized heteroatom extended heteroacenes.

Received 15th May 2016,
Accepted 4th June 2016

DOI: 10.1039/c6tc02009g

www.rsc.org/MaterialsC

Introduction

Organic semiconductors gain remarkable interest due to their potential use in large-area, low-cost, light-weight electronic and optoelectronic materials,¹ which are greatly needed for next generation smart cards, solar cells, and flexible lightning devices and displays. Many organic semiconductors are currently discussed as active layers in organic light emitting diodes (OLEDs), organic field-effect transistors (OFETs), or photovoltaic cells.² Either polymers or small molecules are addressed in this field – where the latter benefit from the fact of being homogeneous and well defined by means of molecular structure. Furthermore, small molecule semiconductors can be easily modified in their

molecular structure and adjusted to the desired properties – and equally important – can be obtained in high purity. In this context acenes and their π -extended homologues are attractive materials (Fig. 1). For example, pentacene has set benchmarks for high hole mobilities of 2 – 5 $\text{cm}^2 \text{V}^{-1} \text{s}^{-1}$ in vacuum deposited OFETs.³

But the fact that pentacene is insoluble in organic solvents limits its use to vapour phase deposition techniques. Moreover, pentacene as well as other π -extended linear fused acenes have both high energy levels of the highest occupied molecular orbital (HOMO), and narrow band gaps. This makes them photodegradable, sensitive to air oxidation and results in performance decrease.⁴ These drawbacks render pentacene – as well as larger fused linear acenes – as less practical for further applications.

Appealing structural variants of linear fused acenes are ladder-type heteroacenes bearing thiophene, furan, pyrrole or phosphole units.⁵ In those heteroacenes, the heteroatom not only modifies the molecular structure but further alters electronic, photophysical, thermal, material and device properties. However, compared to the remarkable work devoted to the synthesis of

^a Laboratoire de Chimie Moléculaire et Thio-organique, CNRS UMR 6507, Normandie Univ, ENSICAEN & UNICAEN, 6 Bvd Maréchal Juin, 14050 Caen, France. E-mail: bernhard.witulski@ensicaen.fr

^b Chemistry, University of Southampton, Hants, SO17-1BJ, UK

† Electronic supplementary information (ESI) available: Detailed experimental and analytical data, additional cyclic voltammetry, DSC, TGA, photophysical and computational data, and ¹H and ¹³C NMR spectra. See DOI: 10.1039/c6tc02009g



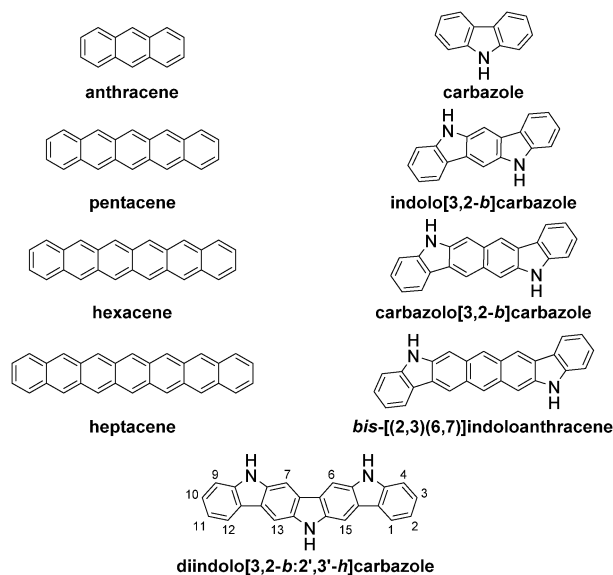


Fig. 1 Linear fused acenes and nitrogen containing linear fused heteroacenes.

pentacenes, examples focusing on the synthesis, molecular and material properties of linear fused heteroacenes are less well explored – particularly, with regard to the longer conjugated specimens approaching seven and more linear fused rings.⁶

Carbazole derivatives, specifically indolo[3,2-*b*]carbazoles and diindolo[3,2-*b*:2',3'-*h*]carbazoles, that are isoelectronic structural variants of pentacene and heptacene respectively, have gained considerable interest as a promising class of hole-transporting semiconductors (Fig. 1). Their relatively low-lying HOMO levels and large band gaps make them interesting for applications in organic electronics.

Indolo[3,2-*b*]carbazoles have a planar molecular structure and attachment of alkyl chains to the two nitrogen atoms allows the improvement of solubility, alters molecular self-assembly in films and solids, and defines material properties.^{7,8a} Indolo[3,2-*b*]carbazoles showed great potential as active layers in OFETs,⁸ OLEDs,⁹ and in solution-processed bulk heterojunction solar cells.¹⁰ π -Extended versions of indolocarbrazoles,¹¹ *i.e.* bis-indolo-naphthalenes like the linear fused carbazolo[3,2-*b*]carbazoles^{12,13} and their angular fused core isomers – the carbazolo[1,2-*a*]carbazoles and carbazolo[4,3-*c*]carbazoles^{13,14} – show promising features in OFETs, as well as hole transporting and light emitting material in phosphorescent OLEDs.^{14,15} The synthesis of π -enlarged versions of indolo[3,2-*b*]carbazoles, the linear fused *syn*- and *anti*-bis-[(2,3)(6,7)]indoloanthracenes was reported.¹⁶ More recently, we described the synthesis, molecular and photo-physical properties of the angular fused 7-membered ring heteroacene bis-[(1,2)(5,6)]indoloanthracene^{17a} as well as the 9-ring angular fused biscarbazolo[3,4-*a*:3',4'-*h*]anthracene^{17b} and their use as the active layer of respectively highly sky-blue and white light emissive OLEDs.

Diindolo[3,2-*b*:2',3'-*h*]carbazoles having three carbazole units embedded in their molecular skeleton are the largest members of solely nitrogen containing linear fused heteroacenes being accessed so far. Chemistry and material application of the

diindolo[3,2-*b*:2',3'-*h*]carbazole have been greatly pioneered by Leclerc who also disclosed potential applications in the fields of organic electronics.^{18–20} However, to the best of our knowledge only the parent system, the 1,15-dimethyl substituted and the 3,10-dichloro derivative, have been described. 1,15-dimethyl-diindolo[3,2-*b*:2',3'-*h*]carbazole was first obtained through a low-yielding non-regioselective Cadogan reaction.¹⁸ The parent compound as well as the dichloro derivative became available through a more straightforward synthetic approach utilizing a copper mediated Ullman coupling.¹⁹ Moreover, Yamamoto polymerization of 3,10-dichloro-diindolo[3,2-*b*:2',3'-*h*]carbazole gave polymers with promising conductive as well as thermoelectric properties.²⁰

With only three described and characterized examples the chemistry of diindolo[3,2-*b*:2',3'-*h*]carbazoles remains an open field – particularly, because these heteroacenes provide an important class of materials for applications in organic electronics. The interest in extending linear fused indolocarbrazoles to the more conjugated π -extended diindolo[3,2-*b*:2',3'-*h*]carbazoles lies hereby not only in the thus reduced band gaps but also in the enhancement of charge transport properties due to efficient intermolecular π - π overlap and electronic coupling. Furthermore, a well-adjusted substitution pattern on the diindolocarbrazole scaffold might induce molecular self-assembly in the solid state and allow electronic fine tuning of HOMO/LUMO energy levels. Notably, the substitution pattern also influences the reorganization energy after hole-injection compared to the non-substituted compound and thus will alter intrinsic charge-carrier mobilities of materials.²¹

In this paper we provide an experimental and computational study on a set of methoxy-substituted diindolo[3,2-*b*:2',3'-*h*]carbazoles, their thermal, electrochemical, as well as photo-physical properties including solution and solid states.

Results and discussion

Synthesis

For the construction of the diindolo[3,2-*b*:2',3'-*h*]carbazole scaffold a building block strategy based on Suzuki–Miyaura²² reactions with the readily available carbazole **1** and a set of aryl and heteroaryl boronic acids (**2–9**) was chosen (Table 1). Our synthetic strategy proceeds with regioselective twofold Cadogan reactions,²³ and with *N*-alkylations that provide the necessary solubility and processability of the final products. Notably, all follow-up transformations of carbazole **1** (Suzuki coupling, Cadogan reaction, and *N*-alkylation) are twofold securing a rapid and step-economic synthesis.²⁴

The Suzuki–Miyaura cross-coupling reaction of di-bromodinitrocarbazole **1** with various aryl and heteroaryl boronic acids (**2–9**) was either performed by conventional heating (Schlenk tube in oil bath) or by microwave heating. For cross-couplings under conventional heating 5 mol% Pd(PPh₃)₄ as a catalyst in dry THF and cesium fluoride as base were used. However, under these conditions the coupling reactions needed 2 days for completion. The reaction time for the twofold Suzuki–Miyaura couplings was



Table 1 Products and respective yields of isolated compounds obtained by the sequence of twofold Suzuki, Cadogan and *N*-alkylation reactions starting from carbazole **1**

Entry	Boronic acid	Suzuki-reaction, yield (%)	Cadogan reaction, yield (%)	<i>N</i> -Alkylation, yield (%)
1		 10 (83)	 18 (66) ^c	 26 (95)
2		 11 (85) ^a	 19 (50)	 27 (91)
3		 12 (96) ^b	 20 (52)	 28 (52)
4		 13 (90)	 21 (50)	 29 (49)
5		 14 (78)	 22 (48)	 30 (84)
6		 15 (91)	 23 (0)	 31 ^{* d)}
7		 16 (72)	 24 (0)	 32 ^{* d)}
8		 17 (88)	 25 (0)	 33 ^{* d)}

^a 87% isolated yield with conventional heating (70 °C, 2 days). ^b Synthesized by conventional heating. ^c A yield of 25% was obtained by conventional heating (230 °C, 24 h). ^d Molecule investigated by computational methods only, see text.

significantly reduced to 10 minutes, when the reactions were performed under microwave heating (300 W, 140 °C). Here, best reactions conditions involved the use of 5 mol% Pd(PPh₃)₄ in

DMF/water and Na₂CO₃. The microwave accelerated Suzuki reactions gave the cross-coupling products **10–17** respectively in yields of 72–96% (Table 1). The coupling reactions were



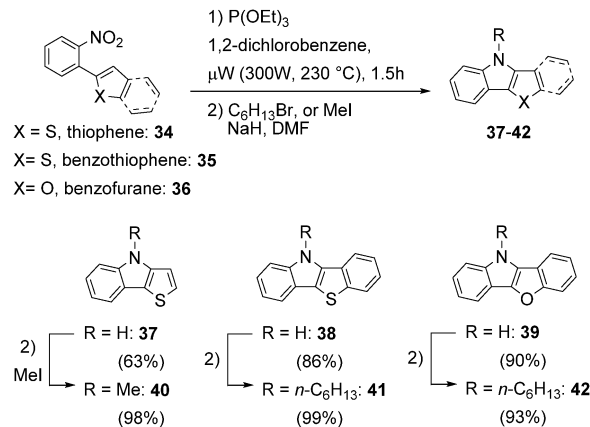
equally effective by using either aryl 2–6 or heteroaryl 7–9 boronic acids. Next, the twofold Cadogan reaction for the assembly of the diindolo[3,2-*b*:2',3'-*h*]carbazole scaffold was investigated. Although the Cadogan reaction is a versatile reaction for the synthesis of carbazoles,^{23,25} its application for the synthesis of diindolocarbazoles has been reported to be non-regioselective and low-yielding.¹⁸ Indeed, when the dinitro compound **10** was heated to 230 °C in triethylphosphite/1,2-dichlorobenzene the reaction proceeded very slowly over a period of 24 h to give product **18** in 25% yield. Other variants of the Cadogan reaction, including the use of P(OEt)₃ as solvent, PPh₃/dichlorobenzene,²⁶ or related oxygen transfer reactions mediated through a molybdenum catalyst,²⁷ were even less effective. Gratifyingly, when the twofold Cadogan reaction was performed under microwave heating (300 W, 230 °C) in P(OEt)₃/1,2-dichlorobenzene,²⁸ the diindolocarbazole **18** was obtained within 1.5 h in 66% yield as a yellow powder. The microwave accelerated Cadogan reaction was also effective to give the methoxy-substituted diindolocarbazoles **19–22** respectively *via* a twofold ring-closure reaction in yields of 48–52%. Unexpectedly, neither a reaction under conventional heating nor the microwave accelerated version delivered the heteroacenes **23–25**. For these cases, a complete conversion of the corresponding dinitro-compounds **15–17** was observed (as indicated by TLC), but we were unable to isolate any diindolocarbazole products **23–25** – most probably due to their insolubility.

Finally, a double *N*-alkylation of the Cadogan products **18–22** with *n*-hexylbromide in NaH/DMF made the targeted diindolocarbazoles **26–30** available in high yield (49–95%). The thus obtained diindolo[3,2-*b*:2',3'-*h*]carbazoles, the parent non-substituted compound **26** and the four methoxy-substituted variants **27–30**, were soluble in organic solvents such as chloroform, dichloromethane, chlorobenzene or hot toluene. Furthermore, they could be purified by simple flash chromatography on silica gel. The molecular structures of all new diindolo[3,2-*b*:2',3'-*h*]carbazoles **26–30** were confirmed by ¹H and ¹³C NMR spectroscopy and analytical methods. They are described in detail in the ESI†

The unexpected complications encountered with reactions leading to the heteroacenes **23–25** were investigated in more detail. Further support that the lack of efficiency of microwave accelerated Cadogan reactions to give the heteroacenes **23–25** was based on difficulties encountered by product insolubility – rather than by intrinsic reactivity with heteroaromatic moieties²⁹ – was gained with the nitro compounds **34–36** (Scheme 1).

The microwave accelerated Cadogan reaction with the nitro-compounds **34–36** having either a thiophene, benzothiophene or benzofurane unit gave under otherwise identical reaction conditions the mixed heteroatom containing heteroacenes **37–39** in high yields of, respectively, 63%, 86% and 90%. The products were thereafter converted to the *N*-alkylated derivatives **40–42** facilitating purification and characterisation by analytical means.

Finally, the here developed synthesis of diindolo[3,2-*b*:2',3'-*h*]carbazoles using a consecutive sequence of twofold Suzuki, Cadogan and *N*-alkylation reactions is remarkably short and efficient. With only 3 steps from readily available carbazole **1**,



Scheme 1 Microwave accelerated Cadogan reaction for the synthesis of mixed heteroatom containing heteroacenes.

and with an overall yield of 52% for the parent diindolocarbazole **26**, this synthesis is – regarding step-count and overall yield – more efficient than previously reported syntheses of this important class of organic semiconductors.

Thermal properties

The thermal properties of the diindolocarbazoles **26–30** were investigated by differential scanning calorimetry (DSC) and thermogravimetric analysis (TGA). DSC measurements revealed relatively sharp melting peaks for the heteroacenes **26**, **27**, **28**, and **30** with maxima at 168 °C, 193 °C, 163 °C, and 166 °C, respectively, as well as matching crystallisation peaks for both the first and the second heating-cooling cycles. Notably, the DSC of compounds **26** and **27** also shows minor phase transitions that are probably based on “chain-melting” processes. Additionally, TGA demonstrated excellent thermal stabilities up to 400–450 °C (for DSC and TGA, see ESI†).

Photophysical properties

UV-vis absorption and photoluminescence spectra of **26–30** in solution (CH₂Cl₂) as well as solids were recorded, and their optical properties are summarized in Table 2.

The UV-vis absorption spectra recorded in CH₂Cl₂ solutions display characteristic low-energy transitions in the 437–476 nm region that are individually accompanied by vibronic satellites and reflect transitions in the S₁ excited state. Accordingly, the much stronger absorption band in the 378–384 nm region is assigned to the S₀ → S₂ transition. Wavelength and intensities of the absorption spectra are in good agreement with previous theoretical investigations of the non-substituted diindolo[3,2-*b*:2',3'-*h*]carbazole.³⁰ UV-vis absorption and photoluminescence spectra of the parent diindolocarbazole **26** and the three tetramethoxy-substituted derivatives **28**, **29**, and **30** having each a different substitution pattern are shown in Fig. 2 (the complete set of absorption, emission and excitation spectra for **26–30** can be found in the ESI†).

Notably, UV-vis absorption as well as photoluminescence properties are significantly influenced by the number of methoxy substituents and particularly by their specific substitution



Table 2 Photophysical data of diindolocarbazoles **26–30** in CH₂Cl₂ and crystals

Comp.	abs λ_{\max}^a	em λ_{\max}^b	em λ_{\max}	Φ_F^c	Φ_F	E_g^d
	CH ₂ Cl ₂ (nm)	CH ₂ Cl ₂ (nm)	solid (nm)	CH ₂ Cl ₂	solid	(eV)
26	465	474	— ^e	0.22	— ^e	2.59
	439	509				
27	449	460	506	0.26	0.02	2.68
	425	490				
28	458	467	562	0.22	0.14	2.62
	433	498	606 ^f			
29	476	487	528	0.20	0.02	2.53
	447	520	575 ^f			
30	437	447	— ^e	0.27	— ^e	2.76
	415	476				

^a In CH₂Cl₂. ^b 10⁻⁶ M in CH₂Cl₂. ^c Absolute quantum yield measured with an integration sphere, a 10⁻⁶ M solution of the compound in CH₂Cl₂ was purged with argon prior to measurement. ^d Optical band gap energy determined from the λ_{onset} value of the long-wavelength absorption band. ^e Non-emissive. ^f Shoulder.

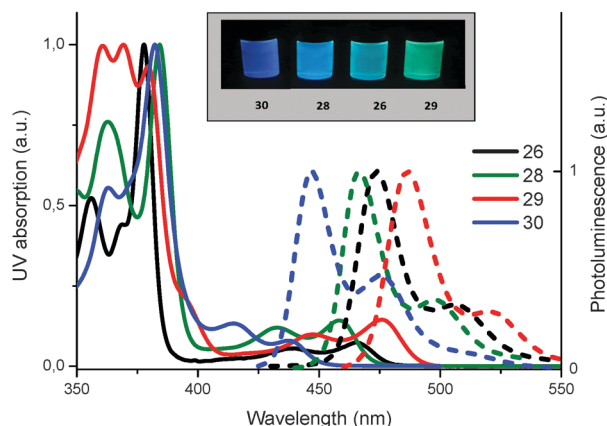


Fig. 2 Normalized UV-vis absorption (solid lines) and PL spectra (dashed lines) of the diindolocarbazoles **26** (black), **28** (green), **29** (red) and **30** (blue) in CH₂Cl₂ (10⁻⁶ M). Inset: solution of diindolocarbazoles **30**, **28**, **26** and **29** in CH₂Cl₂ under UV light.

pattern on the diindolo[3,2-*b*:2',3'-*h*]carbazole framework. The absorption band corresponding to the S₀ → S₁ transition is blue-shifted for the 3,10-dimethoxy-**27** (abs λ_{\max} = 449 nm), as well as for the 1,4,9,12-tetramethoxy-**28** (abs λ_{\max} = 458 nm) and the 1,3,10,12-tetramethoxy-**30** (abs λ_{\max} = 437 nm) derivative, whereas the 2,4,9,11-tetramethoxy isomer **29** (abs λ_{\max} = 476 nm) is significantly red-shifted, with respect to the parent non-substituted compound **26** (abs λ_{\max} = 465 nm, Table 2 and Fig. 2). The photoluminescence spectra of this set of diindolo[3,2-*b*:2',3'-*h*]carbazoles follow the same trend with emission bands at em λ_{\max} = 460, 467, and 447 nm for the hypsochromic shifted spectra of diindolocarbazoles **27**, **28**, and **30**, respectively, as well as for the bathochromic shifted photoluminescence spectra of diindolocarbazole **29** (em λ_{\max} = 487 nm) with respect to the photoluminescence spectra of the non-substituted **26** (em λ_{\max} = 474 nm). Such a spectroscopic series underlines that the methoxy-substituents might allow the fine-tuning of optoelectronic properties. The emission spectra of the diindolo[3,2-*b*:2',3'-*h*]carbazoles **26–30** show all very small Stokes shifts of

9–11 nm (404–474 cm⁻¹) reflecting the expected rigidity of these planar 7-ring linear fused heteroacenes. Furthermore, the shape of the low-energy absorption bands and the corresponding fluorescence emission bands mirror each other. Such low Stokes shifts and mirror-image profiles are due to similar geometries of ground and first excited states, as well as a similar nature of the absorbing and emitting electronic levels.

Photoluminescence quantum yields of diindolocarbazoles **26–30** were measured with the help of an integration sphere in argon purged dichloromethane solutions as well as solids (Table 2). Quantum yields for this set of heteroacenes in solution are equal with values between ϕ_F = 0.2 and 0.3 and no trend with respect to the number and substitution pattern of methoxy groups was revealed. Quantum yields of solid state photoluminescence from **26** to **30** are rather low compared to those in solution. This is most likely due to an aggregate caused quenching (ACQ) that is often accompanied by close face-to-face or π - π stacking interactions of π -extended aromatic or heteroaromatic compounds in the solid state.³¹ However, such a π - π molecular packing motif can lead to the formation of excimer-type emission,³² that is recognized by a significantly red-shifted photoluminescence emission with respect to the one in solution.

Notably, bright yellow fluorescence (em λ_{\max} = 562 nm) with a quantum yield of ϕ_F = 0.14 was observed for the solid state photoluminescence of the *N,N,N*-tri-*n*-hexyl-1,4,9,12-tetramethoxy diindolo[3,2-*b*:2',3'-*h*]carbazole **28** (Table 2 and Fig. 3). The corresponding photoluminescence spectra of solid **28** is distinctly red-shifted (about 95 nm compared to the emission spectra in solution) and broadened with respect to the one in solution. This points to a specific aggregate formation of **28** in the solid state that favours excimer-type light emission.

The bright photoluminescence of solid **28** and its high efficiency is remarkable, as the other diindolocarbazoles in this series exhibit only poor solid state photoluminescence properties (Table 2). *N*-Alkyl side chains and the methoxy-group substitution pattern of the diindolocarbazole **28** seem to be critical in order to control supramolecular aggregation in such a way that segregation between heteroaromatic scaffolds

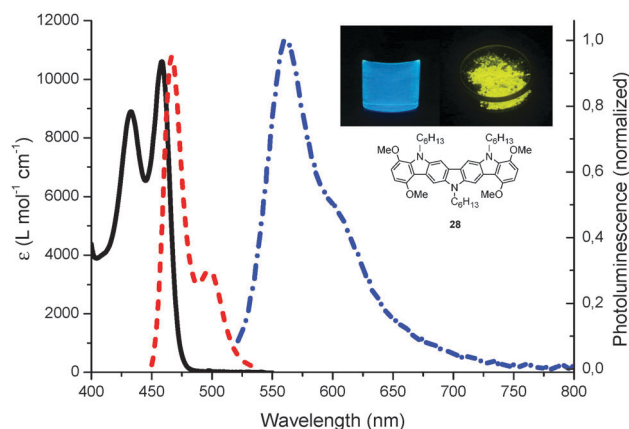


Fig. 3 UV-vis absorption [black line] and PL spectra of diindolocarbazole **28** in solution (10⁻⁶ M in CH₂Cl₂) [dashed red line] and PL of solid [blue dashed-dotted line]. Inset: solution of **28** in CH₂Cl₂ and solid under UV-light.



and alkyl chains favours π - π interaction that induce effective excimer-type formation in the solid without dominating ACQ effects.

A red-shifted solid state photoluminescence is also found for the methoxy-substituted diindolocarbazoles **27** and **29**, albeit for these examples the red-shift is less pronounced (about 40 nm with respect to the photoluminescence in solution) and accompanied by a much less intense photoluminescence efficiency ($\phi_F \sim 0.02$ for **27** and **29**, Table 2). Furthermore, the parent compound **26** and the 1,3,10,12-tetramethoxy-substituted derivative **30** are non-emissive in the solid state (for the full set of solid state photoluminescence spectra, see the ESI†).

Optical band gap energies (E_g) of the parent diindolo[3,2-*b*:2',3'-*h*]carbazole **26** and the four methoxy-substituted variants **27**–**30** were estimated from the onset values (λ_{onset}) of the solution absorption spectra and are listed in Table 2.

Electrochemical properties

The electrochemical properties of diindolo[3,2-*b*:2',3'-*h*]carbazoles **26**–**30** were investigated by cyclic voltammetry and the results are displayed in Table 3. Cyclic voltammetry experiments were carried out with a scan rate of 100 mV s⁻¹, with Bu₄NPF₆ (0.1 M in CH₂Cl₂) as the electrolyte solution, and with Fc*/Fc*⁺ (−0.13 V vs. SCE)³³ as the internal standard (Fc*: decamethyl ferrocene). Within the solvent/electrolyte window the parent non-substituted compound **26** showed two oxidation potentials, whereas the methoxy group bearing variants **27**–**30** respectively compiled more than three oxidation levels each.

The cyclic voltammogram of the 1,4,9,12-tetramethoxy diindolo[3,2-*b*:2',3'-*h*]carbazole **28** is displayed in Fig. 4 as a representative example (for the full set of cyclic voltammograms, see the ESI†). The first oxidation is for all investigated diindolocarbazoles fully reversible, with quasi-reversible oxidations for the second and third potentials. In comparison with the parent non-substituted diindolocarbazole **26**, the first oxidation potential decreased with the number of methoxy-group substituents increased. For example for the series **26**, **27**, and **28** having none, two and four methoxy substituents, respectively, the half-wave potential $E_{1/2}$ decreases in the order 0.47, 0.45, and 0.39 V. In these cases the methoxy groups introduced onto the diindolocarbazole framework simply act as strong electron-donating groups. However, distinguished contributions are caused by the substitution pattern as revealed by a more detailed analysis of the corresponding HOMO/LUMO energy levels; especially for the set **28**, **29**, and **30** having all four methoxy groups in different positions.

Table 3 Electrochemical data of compounds **26**–**30**^a

Comp.	$E_{1/2}$ ^b (V)	$^{\text{ox}}E_{\text{onset}}$ (V)	E_{HOMO} (eV)	E_{LUMO} (eV)
26	0.47, 1.05	0.42	−5.06	−2.47
27	0.45, 0.99, 1.12	0.40	−5.04	−2.36
28	0.39, 0.73, 0.84	0.32	−4.96	−2.34
29	0.33, 0.66, 0.86	0.28	−4.92	−2.39
30	0.43, 0.85, 1.00	0.36	−5.00	−2.24

^a Recorded in CH₂Cl₂/0.1 M *n*-Bu₄PF₆ at room temperature vs. SCE.

^b Values calibrated against Fc*⁺/Fc* (−0.13 V).

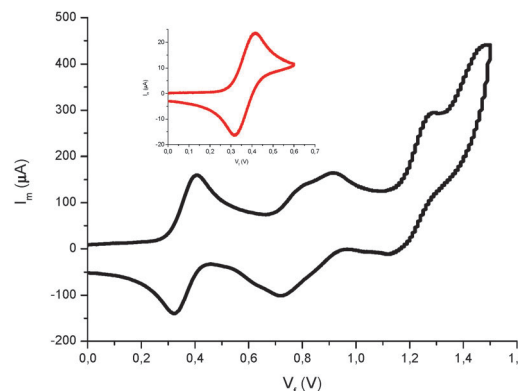


Fig. 4 Cyclic voltammetry of 1,4,9,12-tetramethoxy diindolo[3,2-*b*:2',3'-*h*]carbazole **28** (10⁻⁵ M in CH₂Cl₂/0.1 M *n*-Bu₄NPF₆) at room temperature. Scan rate 100 mV s⁻¹, recorded vs. SCE. Inset: first oxidation potential.

From the onset of the first oxidation half-wave ($^{\text{ox}}E_{\text{onset}}$) the HOMO energy level for the diindolocarbazoles **26**–**30** was estimated using $E_{\text{HOMO}} = -(^{\text{ox}}E_{\text{onset}} \text{ vs. Fc/Fc}^+ + 5.10)$ (eV) for measurements in dichloromethane solution with 0.1 M Bu₄NPF₆ as the supporting electrolyte.³⁴ The half-wave potential for the Fc/Fc⁺ redox-couple was set to $E_{1/2} = 0.46$ for calibration purpose.³³ We chose here −5.10 eV as the formal potential of the Fc/Fc⁺ redox couple in the Fermi scale and not the quite often used value of −4.8 eV for 0.0 V versus Fc/Fc⁺ based on a recent discussion by Bazan *et al.*³⁴ The former calibration scale of −5.10 eV is based on several empirically obtained electrochemical data and reflects best the stability of the redox species involved. The HOMO energy level for the parent non-substituted diindolo[3,2-*b*:2',3'-*h*]carbazole **26** was thus estimated to $E_{\text{HOMO}} = -5.06$ eV. For the 3,10-dimethoxy-**27** derivative the HOMO energy level was found to be $E_{\text{HOMO}} = -5.04$ eV, and the three tetramethoxy derivatives **28**, **29**, and **30** revealed energy levels of $E_{\text{HOMO}} = -4.96$, -4.92 , and -5.00 eV respectively. These results furthermore underline the strong electron donating properties of methoxy substituents in the diindolo[3,2-*b*:2',3'-*h*]carbazole framework.

The HOMO energy of the parent non-substituted diindolo[3,2-*b*:2',3'-*h*]carbazole **26** ($E_{\text{HOMO}} = -5.06$ eV) is slightly increased in comparison to the previously reported HOMO levels of *N,N*-dimethylindolo[3,2-*b*]carbazole [$E_{\text{HOMO}} = -5.12$ eV] and *N*-methylcarbazole [$E_{\text{HOMO}} = -5.64$ eV].[‡] The increase of the extension of π -conjugation from *N*-methylcarbazole to *N,N*-dimethylindolo[3,2-*b*]carbazole and to *N,N,N*-triethyl-diindolo[3,2-*b*:2',3'-*h*]carbazole **26** correlates well with the observed moderate increase of HOMO energies.

Notably, the low-energy HOMO levels of −5.06 eV to −4.92 eV found for the diindolo[3,2-*b*:2',3'-*h*]carbazoles **26**–**30** make them potentially suitable for hole injection and hole transport in a thin-film based electronic device – and should guarantee a reasonable long-term stability.

[‡] HOMO energies of *N,N*-dimethylindolo[3,2-*b*]carbazole and *N*-methylcarbazole were recalculated from data reported in ref. 8a with respect to the here used formal potential of the Fc/Fc⁺ redox couple in the Fermi scale.



The energy level of the lowest unoccupied molecular orbital (LUMO) was calculated by adding the value of the optical band gap (${}^{\text{opt}}E_g$ in Table 2) taken from the onset of the long-wavelength absorption band of the UV-vis absorption spectra to the HOMO energy level with $E_{\text{LUMO}} = E_{\text{HOMO}} + {}^{\text{opt}}E_g$. The experimentally established HOMO/LUMO energy levels of the here synthesized and investigated diindolocarbazoles **26–30** are listed in Table 3.

Theoretical calculations

With the aim of gaining further insight into how the substitution degree and pattern influence the HOMO energy level and the HOMO–LUMO gap of diindolo[3,2-*b*:2',3'-*h*]carbazoles, and of establishing a method to predict these parameters for compounds not synthesised, theoretical calculations were carried out. Calculations were performed using methyl- instead of *n*-hexyl groups on the nitrogen atoms for reasons of simplicity (the computation generated diindolo[3,2-*b*:2',3'-*h*]carbazoles are labelled as **26***, **27***, **28***, **29***, and **30*** to distinguish them from the synthesised corresponding counterparts bearing *N*-*n*-hexyl groups). We applied density function theory (DFT) using the hybrid-generalized gradient approximation functional B3LYP³⁵ with the split-valence polarized basis set size 6-31G(d)³⁶ and a Conductor-like Polarizable Continuum Model (CPCM)³⁷ to allow for the solvent (CH₂Cl₂) used in electrochemical and UV measurements, as implemented in Gaussian-09 (rev. D.01).³⁸ Several studies have shown that calculated HOMO–LUMO band gaps are linearly correlated with observed band gaps, at least within a series of related compounds, and B3LYP/6-31G(d) performs well.³⁹ The values we obtain for HOMO and LUMO levels of **26*–30***, and consequent energy gaps are given in Table 4. Fig. 5 shows the comparison of empirically determined HOMO/LUMO energy levels *via* a combination of electrochemical and optical measurements, and calculated ones obtained from the B3LYP/6-31G(d) DFT calculations. We observe a reasonable linear correlation (Fig. 6) between the observed optical band gap (Table 2) and HOMO–LUMO separation (Table 4), and between the 1st oxidation potential (Table 3) and the HOMO energy level (Table 4).

The molecular orbitals for the parent diindolocarbazole **26***, the 3,10-dimethoxy-**27*** and the three tetra-methoxy derivatives **28*–30*** are displayed in Fig. 7. The geometry of both the HOMO and the LUMO of the methoxy substituted compounds are very similar to those of the parent diindolo[3,2-*b*:2',3'-*h*]carbazole **26***.^{30a}

Table 4 Calculated HOMO, LUMO and band-gap for compounds **26*–30***^a

Comp.	HOMO (eV)	LUMO (eV)	Band gap (eV)
26*	−4.690	−1.351	3.339
27*	−4.663	−1.227	3.437
28*	−4.535	−1.172	3.363
29*	−4.497	−1.278	3.220
30*	−4.593	−1.060	5.533

^a All energies were calculated using the Gaussian 09 rev D.01 program using the B3LYP functional with 6-31G(d) basis set and a CPCM solvent model for CH₂Cl₂.

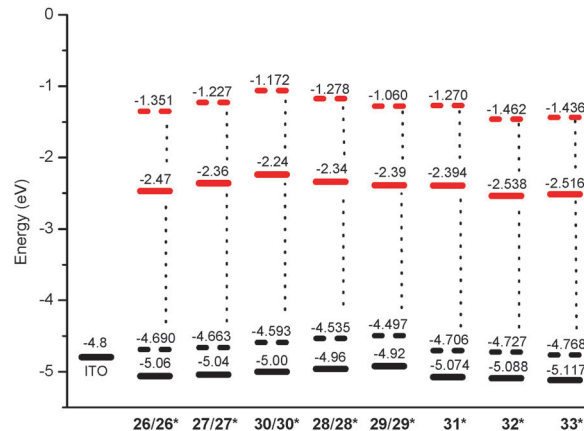


Fig. 5 Experimentally obtained HOMO/LUMO energies (solid lines) for **26–29** and estimated experimental values for **31*–33***, as well as calculated (dashed lines) HOMO/LUMO energy levels of the heteroacenes **26*–33***. Calculation level DFT B3LYP/6-31G(d) in CH₂Cl₂.

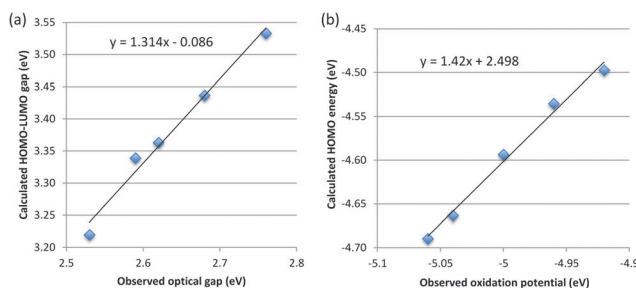


Fig. 6 (a) Correlation between calculated and observed band gaps. (b) Correlation between calculated and observed HOMO levels.

The coefficients of the HOMOs are mainly localized on the middle carbazole moiety, with smaller contributions from the two peripheral carbazole units. The changes in HOMO and LUMO levels are roughly consistent with methoxy substitution on carbons with a high orbital coefficient for that orbital increasing their energy. For the HOMO there are 0 methoxy substitutions on high coefficient carbons for **26/26***, **27/27*** and **30/30***; 2 for **28/28*** and 4 for **29/29***, and for LUMO 0 for **26/26***, 2 for **27/27***, **28/28***, and **29/29***, 4 for **30/30***. Notably, the HOMO/LUMO energy level changes do not change in the same direction, for example from **29/29*** to **30/30*** the HOMO increases and the LUMO decreases in energy (Fig. 5).

The good correlation observed between experimental and calculated HOMO and band-gap values (Fig. 6) was used to estimate the experimental values for the HOMO, the LUMO and band-gap we would expect to observe for molecules **31*–33*** for which the current synthetic method failed (Table 5 and Fig. 5).

The expected experimental HOMO energies for heteroacenes **31*–33*** are significantly lower than those for the experimentally investigated diindolocarbazoles **26–30** indicating that the formal placement of heteroatoms into the π -perimeter of an diindolocarbazole framework will not only lead to an extended molecular surface but also to more stable semiconductors



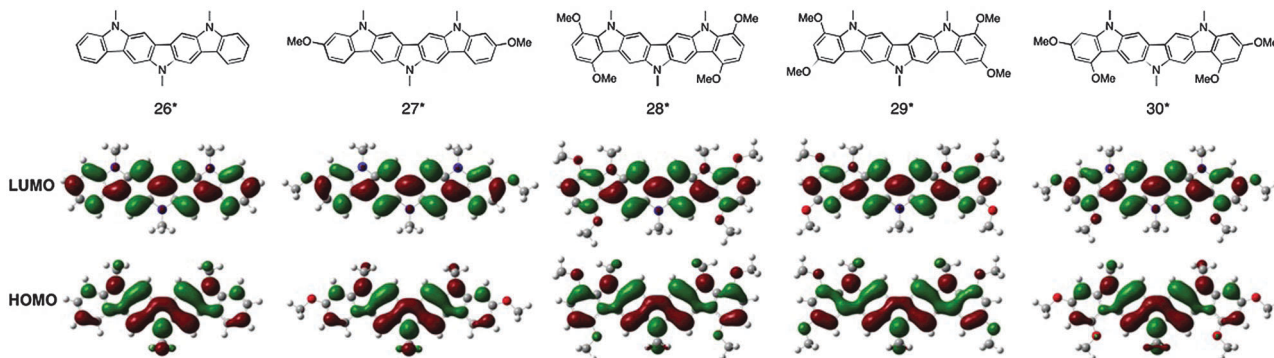


Fig. 7 Calculated HOMOs and LUMOs of diindolocarbazole **26***, dimethoxy-diindolocarbazole **27*** and the tetramethoxy-diindolocarbazoles **28*–30***.

Table 5 Calculated HOMO and HOMO–LUMO gap for compounds **31*–32*** and estimates for experimental values using correlations from Fig. 6^a

Comp.	Calculated values ^a		Predicted experimental values ^b	
	HOMO (eV)	Band gap (eV)	HOMO (eV)	Band gap (eV)
31*	−4.706	3.436	−5.074	2.680
32*	−4.727	3.265	−5.088	2.550
33*	−4.768	3.332	−5.117	2.601

^a B3LYP/6-31G(d) in CH₂Cl₂. ^b Using the appropriate correlations from Fig. 6.

making these heteroatom extended molecular versions of heteroacenes challenging synthetic targets.

Conclusions

Consecutive twofold Suzuki, Cadogan, and *N*-alkylation reactions serve as step-economic and efficient sequences for the rapid construct of the diindolo[3,2-*b*:2',3'-*h*]carbazole framework. Besides the parent non-substituted diindolocarbazole **26**, four new diindolo[3,2-*b*:2',3'-*h*]carbazoles bearing two or four methoxy groups at different positions have been selectively synthesized. The developed synthetic sequence for diindolo[3,2-*b*:2',3'-*h*]carbazoles is appealing by both, the number of synthetic steps and the overall yield. It advances the chemistry of 7-ring linear fused diindolocarbazoles as potential materials for organic electronics. The physicochemical properties and MO calculations of methoxy-substituted diindolo[3,2-*b*:2',3'-*h*]carbazoles reveal that the number and substitution pattern of methoxy groups significantly affect their electronic properties. Methoxy groups introduced at the 2,11- and 4,9-position have a direct influence on the electronic structures and increase the HOMO-energy levels in comparison to the parent non-substituted system. The observed changes in HOMO–LUMO energies caused by the methoxy substituents can serve as the fine-tuning of optical and electronic properties. Even using a very cost effective B3LYP/6-31G(d) (CH₂Cl₂) DFT calculation a good linear correlation was observed between calculated and experimentally measured energies of the HOMO and HOMO–LUMO gaps.

The photoluminescence properties of diindolocarbazoles **26–30** in solution are characterized by light emission in the

blue to blue-green region ($^{\text{em}}\lambda = 430\text{--}530\text{ nm}$) with quantum yields of $\phi_{\text{F}} = 0.2\text{--}0.3$.

1,4,9,12-tetramethoxy-diindolo[3,2-*b*:2',3'-*h*]carbazole **28** is the first diindolocarbazole reported with noticeable photoluminescence from the solid state. In comparison to the blue light emission in solution the photoluminescence of solid **28** is significantly red-shifted resulting in bright yellow fluorescence ($^{\text{em}}\lambda = 530\text{--}650\text{ nm}$) and a photoluminescence peak maxima at $^{\text{em}}\lambda_{\text{max}} = 562\text{ nm}$. This excimer-type emission from solid **28** is distinguishable from the poor solid state photoluminescence of the other investigated diindolocarbazoles (**26**, **27**, **29** and **30**) in this series and underlines that *N*-alkyl and methoxy-group substitution patterns are critical to balance excimer-type emission and aggregate caused quenching effects by favouring the former.

The highest HOMO energy level for this set of compounds was found for 2,4,9,11-tetramethoxy-diindolo[3,2-*b*:2',3'-*h*]carbazole (**29**) both by empirical and computational methods. By chemical comprehension this result can be understood such as that methoxy-substituents in the *para*- and *ortho*-position to a carbazole nitrogen (*i.e.* the positions of favourable electrophilic aromatic substitution in carbazoles) contribute the most to the increase of the electron density of the aromatic system.

Light emission properties as well as low-energy HOMO levels of -5.06 eV to -4.92 eV found for the diindolo[3,2-*b*:2',3'-*h*]carbazoles **26–30** make them potentially suitable for hole injection and hole transport in a thin-film based electronic device (OFET or OLED) – as well as it should guarantee a reasonable long-term stability.

Acknowledgements

The authors thank the European Regional Development Fund (ERDF) for funding as part of the Interreg IV A project MEET (Materials for Energy Efficiency in Transport). Support from the Ministère de l'Enseignement Supérieur et de la Recherche, France, for T.-H. Doan and E. Da Silva is gratefully acknowledged. We acknowledge the use of the IRIDIS High Performance Computing Facility and associated support services at the University of Southampton.



Notes and references

- 1 (a) J. Roncali, P. Leriche and P. Blanchard, *Adv. Mater.*, 2014, **26**, 3821; (b) C. Wang, H. Dong, W. Hu, Y. Liu and D. Zhu, *Chem. Rev.*, 2012, **112**, 2208; (c) A. Mishra and P. Bäuerle, *Angew. Chem., Int. Ed.*, 2012, **51**, 2020; (d) *Organic Electronics – Emerging Concepts and Technology*, ed. F. Cicoria and C. Santato, Wiley-VCH, 2013; (e) *Organic Electronics – An Industrial Perspective*, ed. H. Klauk, Wiley-VCH, 2006.
- 2 (a) J. Wang, F. Zhang, W. Tang, A. Tang, H. Peng, Z. Xu, F. Teng and Y. Wang, *J. Photochem. Photobiol., C*, 2013, **17**, 69; (b) H. Zi, M. L. Senatore, M. E. Roberts, C. Reese, A. B. Mallik, S. C. B. Mannsfeld, Z. Bao and J. Locklin, *Organic Field-Effect Transistors*, CRC Press, 2007; (c) *Organic Light-Emitting Devices*, ed. K. Müllen and U. Scherf, Wiley-VCH, 2006; (d) S. Allard, M. Forster, B. Souharce, H. Thiem and U. Scherf, *Angew. Chem., Int. Ed.*, 2008, **47**, 4070.
- 3 (a) J. Mei, Y. Diao, A. L. Appleton, L. Fang and Z. Bao, *J. Am. Chem. Soc.*, 2013, **135**, 6724; (b) M. E. Roberts, S. C. B. Mannsfeld, N. Queraltó, C. Reese, J. Locklin, W. Knoll and Z. Bao, *Proc. Natl. Acad. Sci. U. S. A.*, 2008, **105**, 1234; (c) H. Klauk, M. Halik, U. Zschieschang, G. Schmid, W. Radlik and W. Weber, *J. Appl. Phys.*, 2002, **92**, 5259.
- 4 (a) D. Simeone, S. Cipolloni, L. Mariucci, M. Rapisarda, A. Minotti, A. Pecora, M. Cuscuna, L. Maiolo and G. Fortunato, *Thin Solid Films*, 2009, **517**, 6283; (b) K. Takimiya, T. Yamamoto, H. Ebata and T. Izawa, *Sci. Technol. Adv. Mater.*, 2007, **8**, 273.
- 5 For selected reviews, see: (a) W. Jiang, Y. Li and Z. Wang, *Chem. Soc. Rev.*, 2013, **42**, 6113; (b) C. Wang, H. Dong, W. Hu, Y. Liu and D. Zhu, *Chem. Rev.*, 2012, **112**, 2208; (c) Z. Sun, Q. Ye, C. Chi and J. Wu, *Chem. Soc. Rev.*, 2012, **41**, 7857; (d) K. Takimiya, S. Shinamura, I. Osaka and E. Miyazaki, *Adv. Mater.*, 2011, **23**, 4347; (e) A. Fukazawa and S. Yamaguchi, *Chem. – Asian J.*, 2009, **4**, 1386; (f) J. E. Anthony, *Angew. Chem., Int. Ed.*, 2008, **47**, 452; (g) M. A. R. C. Murphy and J. M. J. Frechet, *Chem. Rev.*, 2007, **107**, 1066; (h) S. Yamaguchi, C. Xu and T. Okamoto, *Pure Appl. Chem.*, 2006, **78**, 721; (i) J. E. Anthony, *Chem. Rev.*, 2006, **106**, 5028; (j) M. Bendikov, F. Wudl and D. F. Perepichka, *Chem. Rev.*, 2004, **104**, 4891.
- 6 (a) Y. Xiong, X. Qiao, H. Wu, Q. Huang, Q. Wu, J. Li, X. Gao and H. Li, *J. Org. Chem.*, 2014, **79**, 1138; (b) G. Balaji, D. I. Phua, W. L. Shim and S. Valiyaveetil, *Org. Lett.*, 2010, **12**, 232; (c) P. Gao, X. Feng, X. Yang, V. Enkelmann, M. Baumgarten and K. Müllen, *J. Org. Chem.*, 2008, **73**, 9207; (d) T. Okamoto, K. Kudoh, A. Wakamiya and S. Yamaguchi, *Org. Lett.*, 2005, **7**, 5301; (e) S. Wakim and M. Leclerc, *Synlett*, 2005, 1223.
- 7 P.-L. T. Boudreault, S. Wakim, N. Blouin, M. Simard, C. Tessier, Y. Tao and M. Leclerc, *J. Am. Chem. Soc.*, 2007, **129**, 9125.
- 8 (a) M. Reig, J. Puigdollers and D. Velasco, *J. Mater. Chem. C*, 2015, **3**, 506; (b) P.-L. T. Boudreault, A. A. Virkar, Z. Bao and M. Leclerc, *Org. Electron.*, 2010, **11**, 1649; (c) P.-L. T. Boudreault, S. Wakim, M. L. Tang, Y. Tao, Z. Bao and M. Leclerc, *J. Mater. Chem.*, 2009, **19**, 2921; (d) Y. Wu, Y. Li, S. Gardner and B. S. Ong, *J. Am. Chem. Soc.*, 2005, **127**, 614; (e) Y. Li, Y. Wu, S. Gardener and B. S. Ong, *Adv. Mater.*, 2005, **17**, 849; (f) S. Wakim, J. Bouchard, M. Simard, N. Drolet, Y. Tao and M. Leclerc, *Chem. Mater.*, 2004, **16**, 4386.
- 9 (a) C.-C. Lai, M.-J. Huang, H.-H. Chou, C.-Y. Liao, P. Rajamalli and C.-H. Cheng, *Adv. Funct. Mater.*, 2015, **25**, 5548; (b) H.-C. Ting, Y.-M. Chen, H.-W. You, W.-Y. Hung, S.-H. Lin, A. Chaskar, S.-H. Chou, Y. Chi, R.-H. Liu and K.-T. Wong, *J. Mater. Chem.*, 2012, **22**, 8399; (c) H.-P. Zhao, X.-T. Tao, P. Wang, Y. Ren, J.-X. Yang, Y.-X. Yan, C.-X. Yuan, H.-J. Liu, D.-C. Zou and M.-H. Jiang, *Org. Electron.*, 2007, **8**, 673.
- 10 (a) W. Ni, X. Wan, M. Li, Y. Wang and Y. Chen, *Chem. Commun.*, 2015, **51**, 4936; (b) X. Lin, Y. Tani, R. Kanda, K. Nakayama and S. Yagi, *J. Mater. Chem. A*, 2013, **1**, 14686.
- 11 (a) Y. Xing, B. Hu, Q. Yao, P. Lu and Y. Wang, *Chem. – Eur. J.*, 2013, **19**, 12788; (b) J. H. Park, H. S. Lee, S. Park, S.-W. Min, Y. Yi, C.-G. Cho, J. Han, T. W. Kim and S. Im, *Adv. Funct. Mater.*, 2013, **24**, 1109.
- 12 S.-L. Suraru, C. Burschka and F. Würthner, *J. Org. Chem.*, 2014, **79**, 128.
- 13 M. Más-Montoya, R. P. Ortiz, D. Curiel, A. Espinosa, M. Allain, A. Facchetti and T. J. Marks, *J. Mater. Chem. C*, 2013, **1**, 1959.
- 14 (a) J. Schädlich, M. Wietek, M. Rudolph, M. H. Larsen and S. K. Hashmi, *Tetrahedron*, 2015, **71**, 5858; (b) D. Curiel, M. Más-Montoya, A. Uruvakili, R. A. Orenes, H. Pallamreddy and P. Molina, *Org. Lett.*, 2010, **12**, 3164.
- 15 (a) D. Curiel, M. M. Montoya, M. Hummert, M. Riede and K. Leo, *Org. Electron.*, 2015, **17**, 28; (b) D. Curiel, M. Más-Montoya, C.-H. Chang, P.-Y. Chen, C.-W. Tai and A. Tárraga, *J. Mater. Chem. C*, 2013, **1**, 3421.
- 16 J.-Y. Balandier, N. Henry, J.-B. Arlin, L. Sanguinet, V. Lemaury, C. Niebel, B. Chattopadhyay, A. R. Kennedy, P. Leriche, P. Blanchard, J. Cornil and Y. H. Geerts, *Org. Lett.*, 2013, **15**, 302.
- 17 (a) K. Ivaniuk, V. Cherpak, P. Stakhira, Z. Hotra, B. F. Minaev, G. V. Baryshnikov, E. Stromylo, D. Volyniuk, J. V. Grazulevicius, A. Lazauskas, S. Tamulevicius, B. Witulski, M. E. Light, P. Gawrys, R. J. Whitby, G. Wiosna-Salyga and B. Luszczynska, *J. Phys. Chem. C*, 2016, **120**, 6206; (b) G. V. Baryshnikov, P. Gawrys, K. Ivaniuk, B. Witulski, R. J. Whitby, A. Al-Muhammad, B. Minaev, V. Cherpak, P. Stakhira, D. Volyniuk, G. Wiosna-Salyga, B. Luszczynska, A. Lazauskas, S. Tamulevicius and J. V. Grazulzvicus, *J. Mater. Chem. C*, 2016, **4**, 5795.
- 18 J. Bouchard, S. Wakim and M. Leclerc, *J. Org. Chem.*, 2004, **69**, 5705.
- 19 S. Wakim, J. Bouchard, N. Blouin, A. Michaud and M. Leclerc, *Org. Lett.*, 2004, **6**, 3413.
- 20 (a) I. Lévesque, P.-O. Bertrand, N. Blouin, M. Leclerc, S. Zecchin, G. Zotti, C. I. Ratcliffe, D. D. Klug, X. Gao, F. Gao and J. S. Tse, *Chem. Mater.*, 2007, **19**, 2128; (b) N. Blouin, A. Michaud, S. Wakim, P.-L. T. Boudreault, M. Leclerc, B. Vercelli, S. Zecchin and G. Zotti, *Macromol. Chem. Phys.*, 2006, **207**, 166.



- 21 H. Geng, Y. Niu, Q. Peng, Z. Shuai, V. Coropceanu and J.-L. Brédas, *J. Phys. Chem.*, 2011, **135**, 104703.
- 22 For reviews on the Suzuki reaction, see: (a) A. Suzuki, in *Boronic Acids*, ed. D. G. Hall, Wiley-VCH, 2005, p. 123; (b) For microwave accelerated Suzuki reactions, see: *Microwaves in Organic and Medicinal Chemistry*, ed. C. O. Kappe and A. Stadler, Wiley-VCH, 2005; (c) N. Miyaura, in *Metal-Catalyzed Cross-Coupling Reactions*, Vol. 1, ed. A. de Meijere and F. Diederich, Wiley-VCH, 2004, p. 41; (d) A. Suzuki, in *Modern Arene Chemistry*, ed. D. Astruc, Wiley-VCH, 2002, p. 53.
- 23 For selected examples of Cadogan reactions, see: (a) P. J. Bunyan and J. I. G. Cadogan, *Proc. Chem. Soc.*, 1962, 78; (b) J. I. G. Cadogan, *Synthesis*, 1969, 11; (c) I. Hughes, W. P. Nolan and R. A. Raphael, *J. Chem. Soc., Perkin Trans. 1*, 1990, 2475; (d) A. Kirstenmacher and K. Müllen, *J. Heterocycl. Chem.*, 1992, **29**, 1237; (e) T.-L. Ho and S.-Y. Hsieh, *Helv. Chim. Acta*, 2006, **89**, 111; (f) Y.-J. Cheng, C.-H. Chen, Y.-J. Ho, S.-W. Chang, H. A. Witek and C.-S. Hsu, *Org. Lett.*, 2011, **13**, 5484; (g) P. Gong, P. C. Xue, C. Qian, Z. Z. Zhang and R. Lu, *Org. Biomol. Chem.*, 2014, **12**, 6134; (h) P. Gong, J. B. Sun, P. C. Xue, C. Qian, Z. Z. Zhang, J. B. Sun and R. Lu, *Dyes Pigm.*, 2015, **118**, 27; (i) Y. Chen, W. Liang, W. H. Choi, J. Huang, Q. Dong, F. Zhu and J. Su, *Dyes Pigm.*, 2015, **123**, 196; (j) P. Gong, L. Li, J. Sun, P. Xue and R. Lu, *Tetrahedron Lett.*, 2016, **57**, 1468.
- 24 (a) P. A. Wender, F. C. Bi, G. G. Gamber, F. Gosselin, R. D. Hubbard, M. J. C. Scanio, R. Sun, T. J. Williams and L. Zhang, *Pure Appl. Chem.*, 2002, **74**, 25; (b) P. A. Wender, M. P. Croatt and B. Witulski, *Tetrahedron*, 2006, **62**, 7505 and ref. cited therein.
- 25 I. W. Davies, V. A. Guner and K. N. Houk, *Org. Lett.*, 2004, **6**, 743.
- 26 A. W. Freeman, M. Urvoy and M. E. Criswell, *J. Org. Chem.*, 2005, **70**, 5014.
- 27 R. Sanz, J. Escibano, M. R. Pedrosa, R. Aguado and F. J. Arnáiz, *Adv. Synth. Catal.*, 2007, **349**, 713.
- 28 (a) P. Appukkuttan, E. van der Eycken and W. Dehaen, *Synlett*, 2005, 127; (b) J. T. Kuethe and K. G. Childers, *Adv. Synth. Catal.*, 2008, **350**, 1577; (c) E. C. Creencia, M. Kosaka, T. Muramatsu, M. Kobayashi, T. Iizuka and T. Horaguchi, *J. Heterocycl. Chem.*, 2009, **46**, 1309.
- 29 For Cadogan reactions with heteroaromatics, see: (a) F. Baert, C. Cabanetos, M. Allain, V. Silvestre, P. Leriche and P. Blanchard, *Org. Lett.*, 2016, **18**, 1582; (b) S. Ghosh, A. Bedia and S. S. Zade, *RSC Adv.*, 2015, **5**, 5312; (c) T. Qi, Y. Guo, Y. Liu, H. Xi, H. Zhang, X. Gao, Y. Liu, K. Lu, C. Du, G. Yu and D. Zhu, *Chem. Commun.*, 2008, 6227; (d) M. Mézlovà, J. J. Aaron, J. Svoboda, A. Adenier, F. Maurel and K. Chane-Ching, *J. Electroanal. Chem.*, 2005, **581**, 93; (e) ref. 6d and 28a.
- 30 (a) M. Belletête, G. Durocher, S. Hamel, M. Côté, S. Wakim and M. Leclerc, *J. Chem. Phys.*, 2005, **122**, 104303; (b) M. Belletête, S. Wakim, M. Leclerc and G. Durocher, *THEOCHEM*, 2006, **760**, 147.
- 31 (a) J. B. Birks, *Photophysics of Aromatic Molecules*, Wiley, New York, 1970; (b) J. Mei, N. L. C. Leung, R. T. K. Kwok, J. W. Y. Lam and B. Z. Tang, *Chem. Rev.*, 2015, **115**, 11718; (c) Y. Hong, J. W. Y. Lam and B. Z. Tang, *Chem. Soc. Rev.*, 2011, **40**, 5361.
- 32 (a) J. Kalinowski, *Mater. Sci. – Pol.*, 2009, **27**, 735; (b) J. Lee, B. Kim, J. E. Kwon, J. Kim, D. Yokoyama, K. Suzuki, H. Nishimura, A. Wakamiya, S. Y. Park and J. Park, *Chem. Commun.*, 2014, **50**, 14145; (c) H. Liu, L. Yao, B. Li, X. Chen, Y. Gao, S. Zhang, W. Li, P. Lu, B. Yang and Y. Ma, *Chem. Commun.*, 2016, **52**, 7356.
- 33 N. G. Connelly and W. E. Geiger, *Chem. Rev.*, 1996, **96**, 877.
- 34 C. M. Cardona, W. Li, A. E. Kaifer, D. Stockdale and G. C. Bazan, *Adv. Mater.*, 2011, **23**, 2367.
- 35 (a) A. D. Becke, *J. Chem. Phys.*, 1993, **98**, 5648; (b) C. Lee, W. Yang and R. G. Parr, *Phys. Rev. B: Condens. Matter Mater. Phys.*, 1988, **37**, 785; (c) P. J. Stephens, F. J. Devlin, C. F. Chabalowski and M. J. Frisch, *J. Phys. Chem.*, 1994, **98**, 11623.
- 36 R. Ditchfield, W. J. Hehre and J. A. Pople, *J. Chem. Phys.*, 1971, **54**, 724.
- 37 (a) V. Barone and M. Cossi, *J. Phys. Chem. A*, 1998, **102**, 1995; (b) M. Cossi, N. Rega, G. Scalmani and V. Barone, *J. Comput. Chem.*, 2003, **24**, 669.
- 38 M. J. Frisch, G. W. Trucks, H. B. Schlegel, G. E. Scuseria, M. A. Robb, J. R. Cheeseman, G. Scalmani, V. Barone, B. Mennucci, G. A. Petersson, H. Nakatsuji, M. Caricato, X. Li, H. P. Hratchian, A. F. Izmaylov, J. Bloino, G. Zheng, J. L. Sonnenberg, M. Hada, M. Ehara, K. Toyota, R. Fukuda, J. Hasegawa, M. Ishida, T. Nakajima, Y. Honda, O. Kitao, H. Nakai, T. Vreven, J. A. Montgomery, Jr., J. E. Peralta, F. Ogliaro, M. Bearpark, J. J. Heyd, E. Brothers, K. N. Kudin, V. N. Staroverov, T. Keith, R. Kobayashi, J. Normand, K. Raghavachari, A. Rendell, J. C. Burant, S. S. Iyengar, J. Tomasi, M. Cossi, N. Rega, J. M. Millam, M. Klene, J. E. Knox, J. B. Cross, V. Bakken, C. Adamo, J. Jaramillo, R. Gomperts, R. E. Stratmann, O. Yazyev, A. J. Austin, R. Cammi, C. Pomelli, J. W. Ochterski, R. L. Martin, K. Morokuma, V. G. Zakrzewski, G. A. Voth, P. Salvador, J. J. Dannenberg, S. Dapprich, A. D. Daniels, O. Farkas, J. B. Foresman, J. V. Ortiz, J. Cioslowski and D. J. Fox, *Gaussian 09, Revision D.01*, Gaussian, Inc, Wallingford CT, 2013.
- 39 (a) C.-G. Zhan, J. A. Nichols and D. A. Dixon, *J. Phys. Chem. A*, 2003, **107**, 4184; (b) D. D. Méndez-Hernández, P. Tarakeshwar, D. Gust, T. A. Moore, A. L. Moore and V. Mujica, *J. Mol. Model.*, 2013, **19**, 2845.

